

Corporate Presentation
1Q2026



arauco®

From Nature and Renewables, we contribute to **people** and the **planet**.



Security

Is always our **first priority.**



Teamwork

Together we are better.



Commitment

We Work with **passion.**



Excellence and Innovation

We want to be **better.**



Good Citizen

We **respect** our environment while creating **value**

ARAUCO AT A GLANCE

SHAREHOLDER STRUCTURE



FINANCIAL HIGHLIGHTS

In US\$ million, as of March 2026, LTM

REVENUES	6,035	NET INCOME	18
ADJUSTED EBITDA	1,230	CAPEX	2,658
EBITDA MARGIN	20.4%	NET DEBT/ EBITDA*	5.89x

(*). Considers 50% of Hybrid instruments issued by the company, in accordance with Rating Agencies methodology.

CREDIT RATINGS

INTERNATIONAL SCALE

FitchRatings	BBB	✗
S&P Global	BBB-	✗
MOODY'S	Baa3	✗

NATIONAL SCALE


FitchRatings	AA	✗
Feller.Rate	AA	✓

✓ Outlook: stable
✗ Outlook: negative



As of March 2026, LTM

DIVERSIFIED SALES AROUND THE WORLD
REVENUES BY REGION



As of December 2025

**TWO
STRATEGIC
BUSINESS
SEGMENTS**

Forestry and Pulp Business

Wood Products Business



	Forest Plantations ⁽¹⁾	Pulp Mills	Energy Operations	Panels	Solid Wood
	607 thousand ha	4 Mills 4,045 thousand tons	9 Mills 875 MW	2 Mills PB: 335 thousand m ³ MDF: 500 thousand m ³	7 Mills Sawn Timber: 2,073 thousand m ³ Plywood: 700 thousand m ³ 4 Remanufacturing facilities
	129 thousand ha	1 Mill 350 thousand tons	2 Mills 85 MW	2 Mills PB: 260 thousand m ³ MDF: 300 thousand m ³	1 Mill Sawn Timber: 330 thousand m ³ 1 Remanufacturing facility
	241 thousand ha		1 Mill 1 MW	4 Mills PB: 450 thousand m ³ MDF: 1,520 thousand m ³	
	95 thousand ha	1 Mill ⁽²⁾ 720 thousand tons	1 Mill 90 MW		
Total	1,071 thousand ha	5.1 million tons	1,051 MW	7 Mills PB: 1,630 thousand m ³ MDF: 1,015 thousand m ³	
				2 Mills PB: 220 thousand m ³ MDF: 275 thousand m ³	
				9 Mills ⁽³⁾⁽⁴⁾ PB: 1,191 thousand m ³ MDF: 615 thousand m ³ OSB: 230 thousand m ³	1 Mill Sawn Timber: 35 thousand m ³
				Total	8.4 million m³
					3.1 million m³

1) Considers hectares planted mainly with eucalyptus (globulus, nitens), pine (radiata, taeda, elliottii) and others.
 2) Considers 50% of Montes del Plata.
 3) Considers 50% of Sonae Arauco.
 4) One PB mill in South Africa is currently shut down.

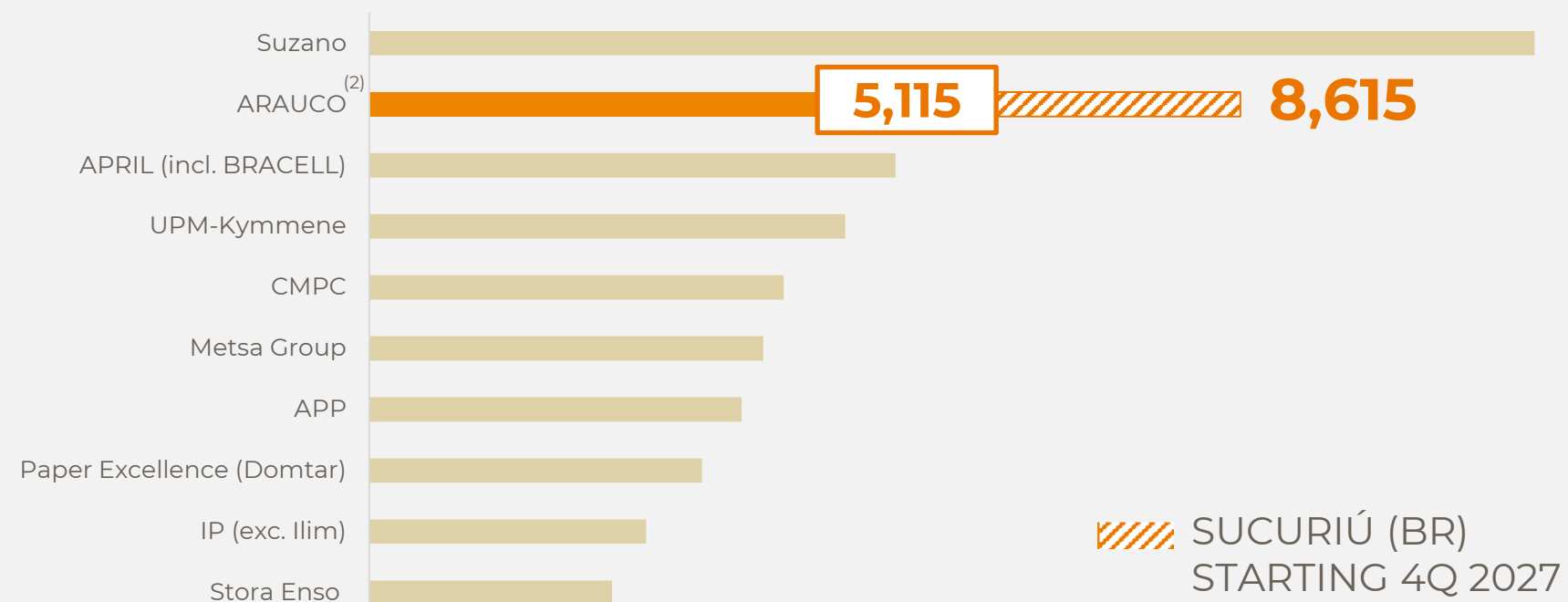
As of December 2025

WE ARE A MAIN PLAYER IN THE GLOBAL MARKET

#3

IN MARKET PULP CAPACITY IN THE WORLD

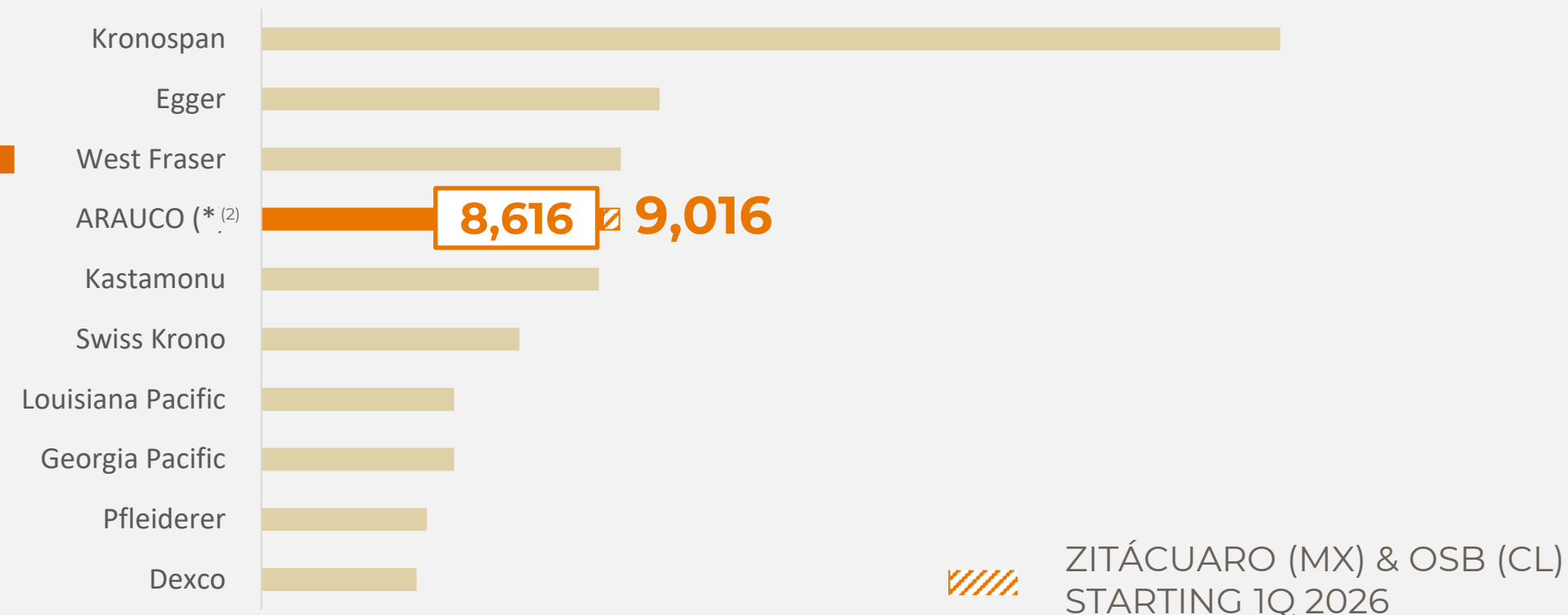
MARKET PULP CAPACITY (THOUSAND TONNES)



PANELS CAPACITY¹⁾ (THOUSAND M³)

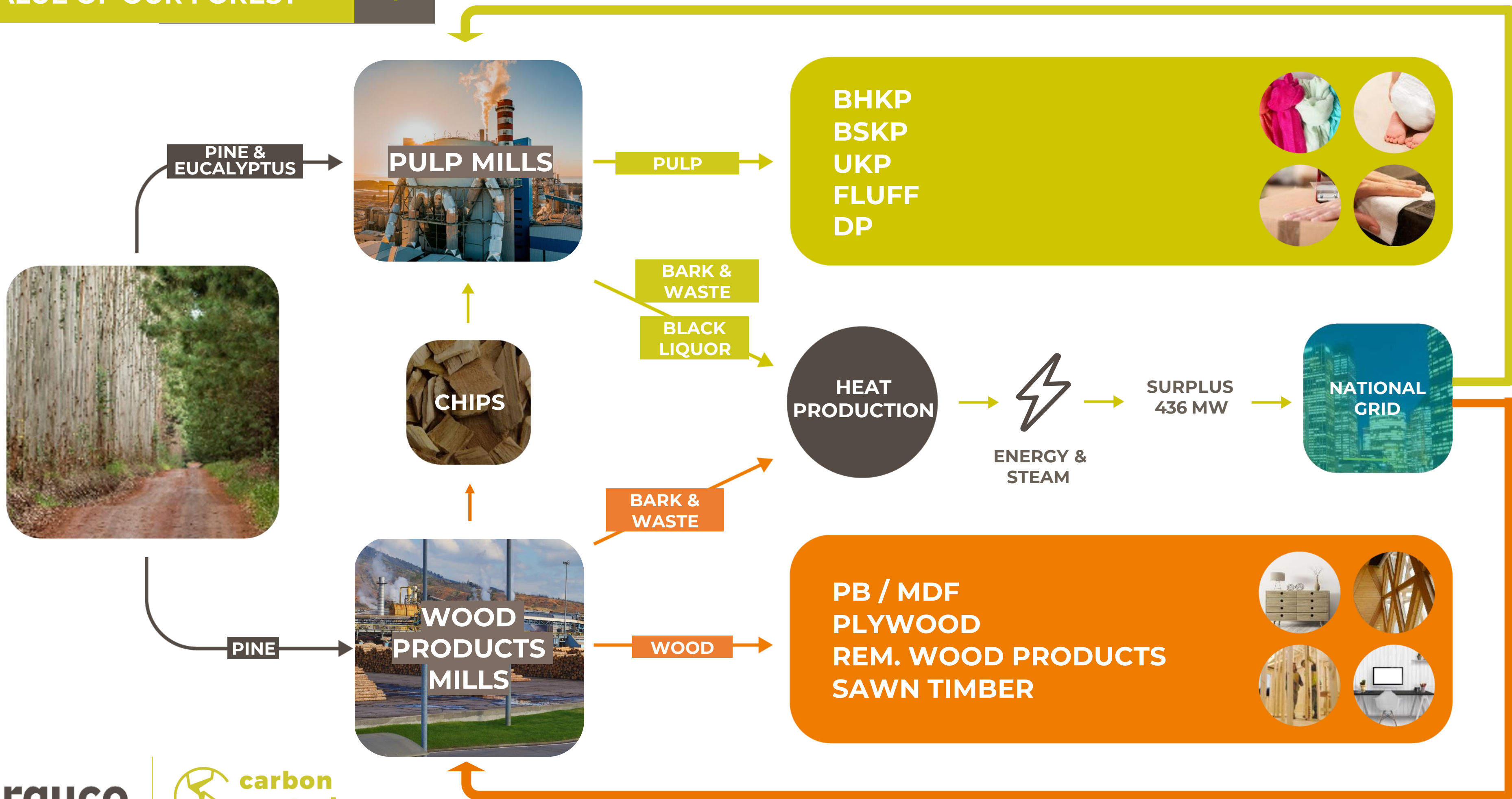
#4

IN PANEL CAPACITY IN THE WORLD



World market pulp and panel competitors capacity as of December 2025.
 Source: Hawkins Wright, public fillings, Arauco's estimations, information and fillings.
 1) Panels refers to Composite Panels, which corresponds to MDF, PB and OSB.
 2) Arauco capacity includes 50% of Montes del Plata and 50% of Sonae Arauco

MAXIMIZING THE VALUE OF OUR FOREST



arauco



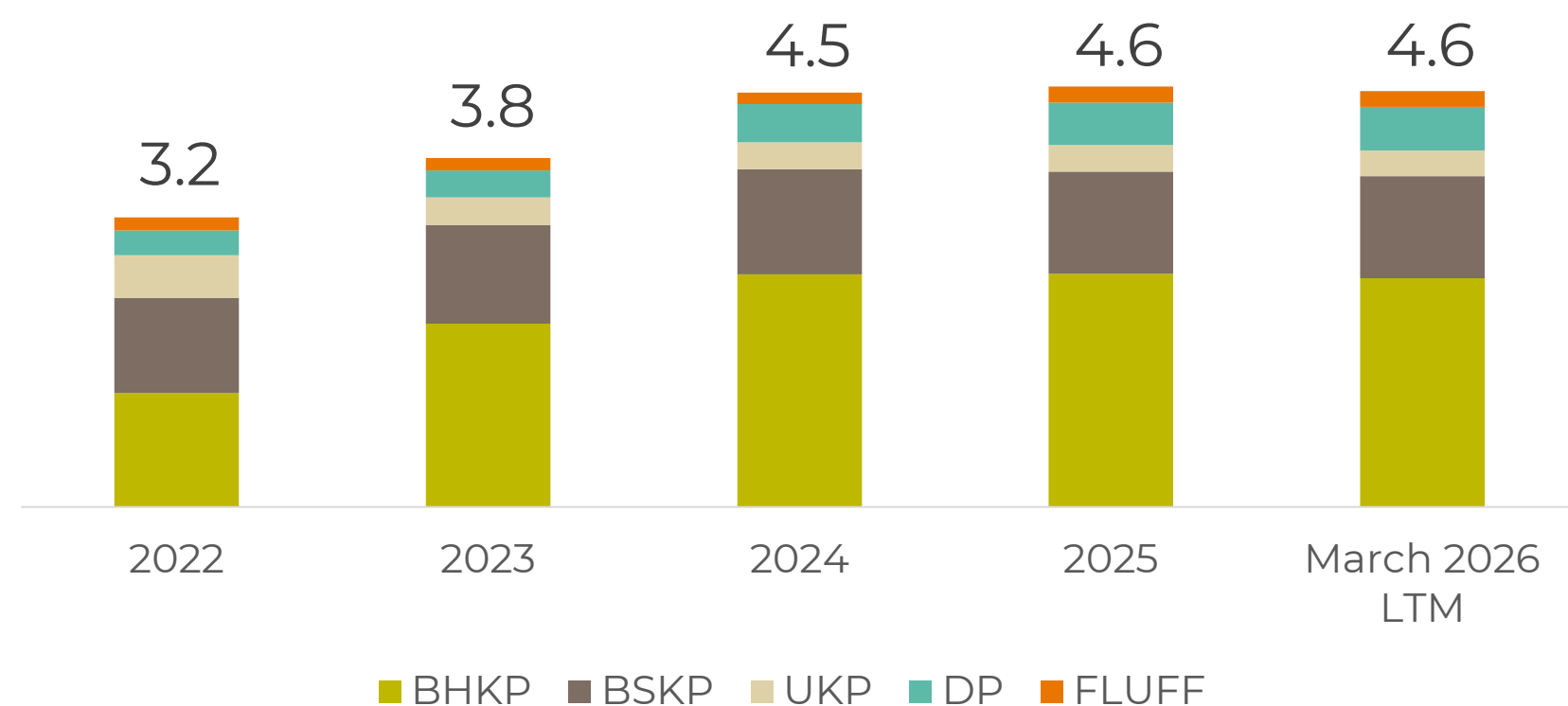
BUSINESS SEGMENTS: PULP

PULP BUSINESS | OVERVIEW

US \$2,914MM
 REVENUES
Energy revenues not included

PRODUCTION

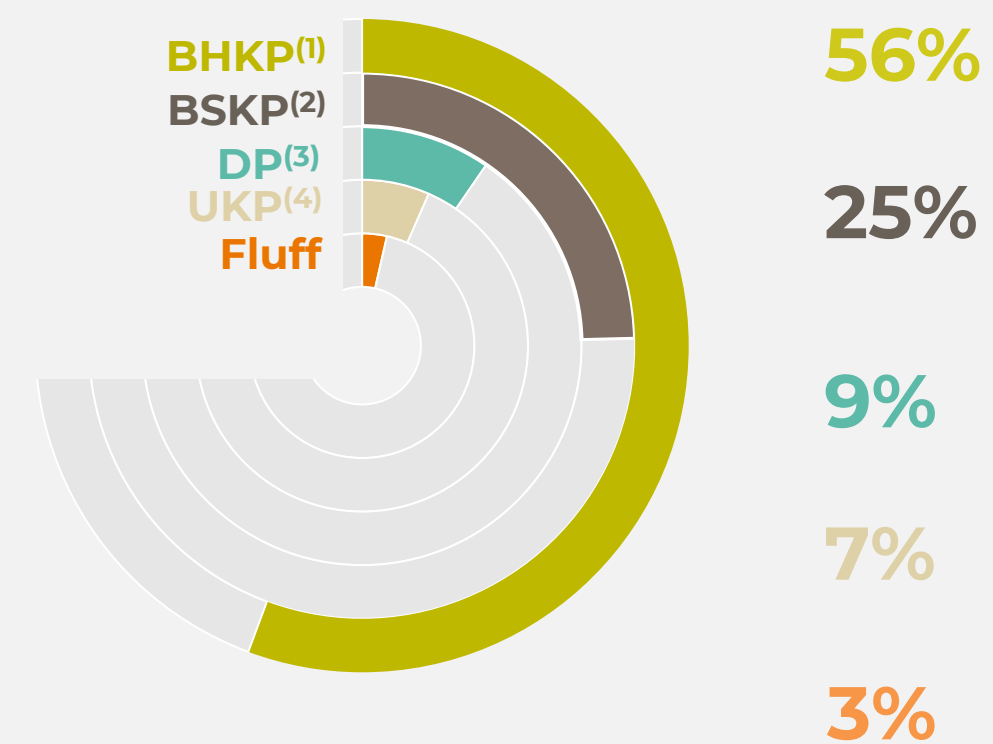
million tonnes



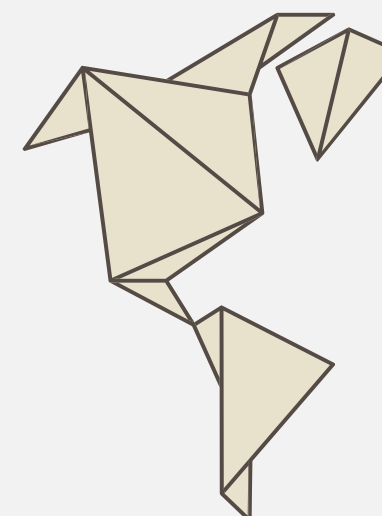
As of March 2026 LTM

1) Bleached Hardwood Kraft Pulp; 2) Bleached Softwood Kraft Pulp; 3) Dissolving Pulp; 4) Unbleached Kraft Pulp


SALES VOLUME: 4.6 million tonnes



America
10%



Europe
13%



Asia
76%

Others
>1%

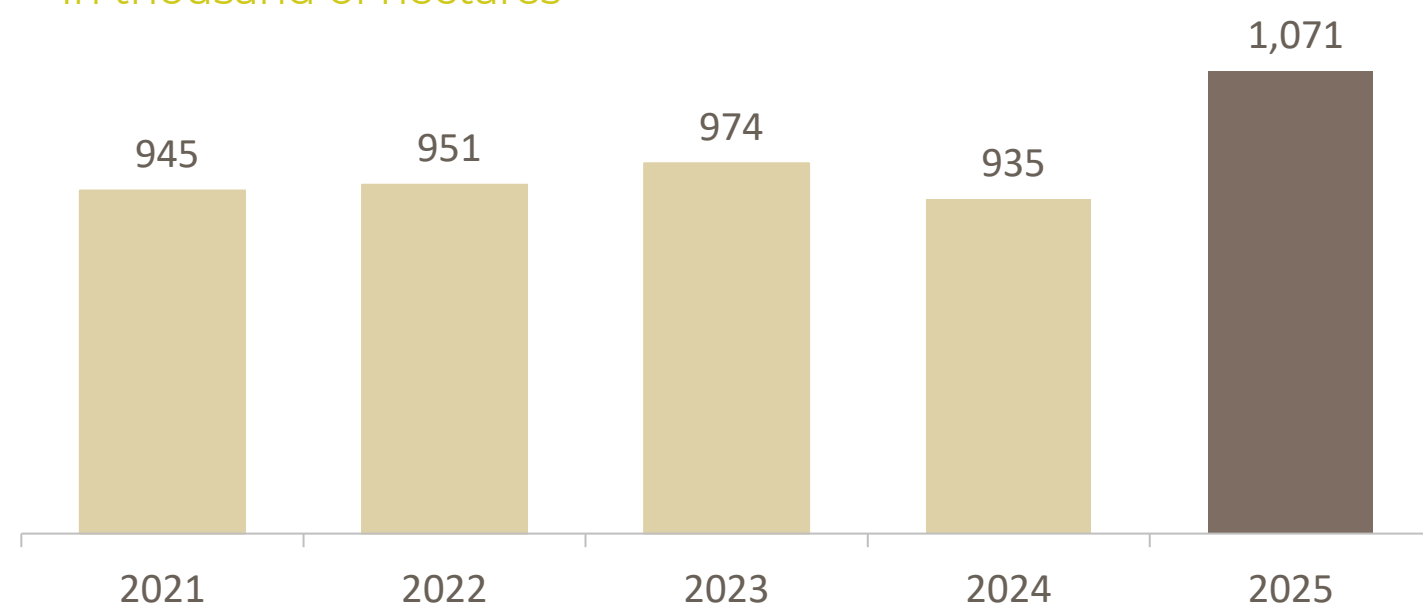
PULP BUSINESS

FORESTRY OPERATIONS

TOTAL PLANTATIONS

Includes plantations in Chile, Argentina, Brazil and Uruguay

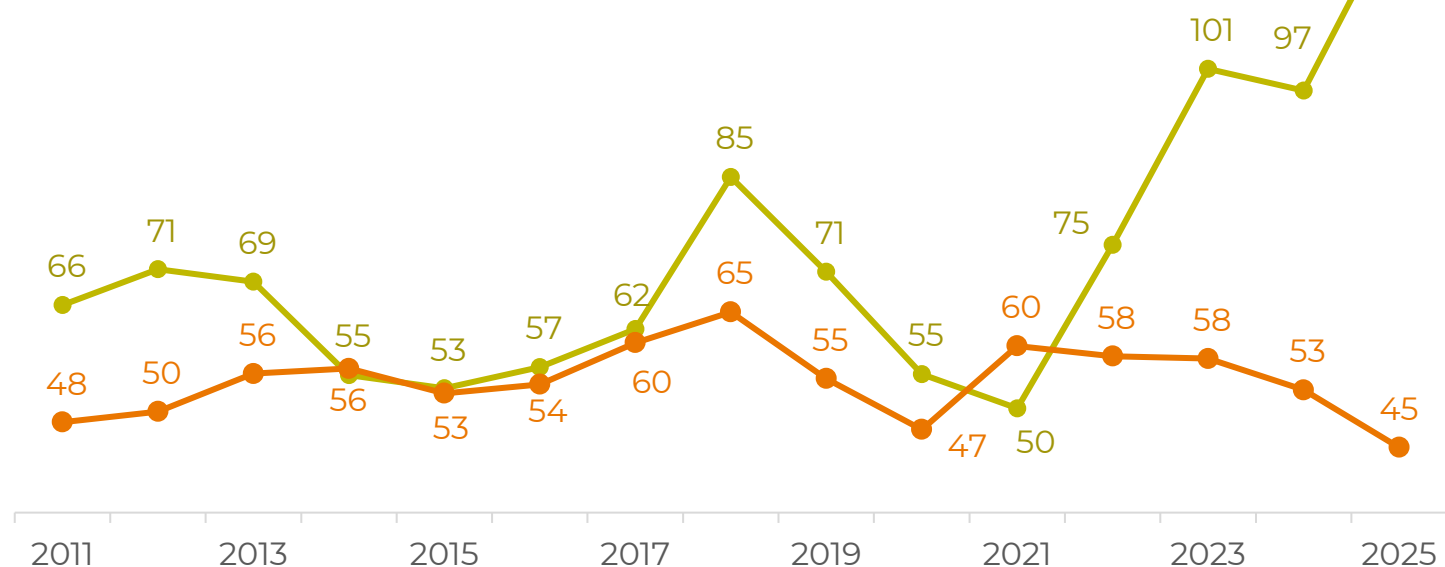
In thousand of hectares



PLANTING AND HARVESTING

In thousand of hectares

Planted hectares Harvested hectares



1.8

MILLION HECTARES OWNED



1,071

THOUSAND HECTARES PLANTED




490

THOUSAND OF HECTARES OF NATIVE FOREST

491

THOUSAND HECTARES OF PINE



560

THOUSAND HECTARES OF EUCALYPTUS



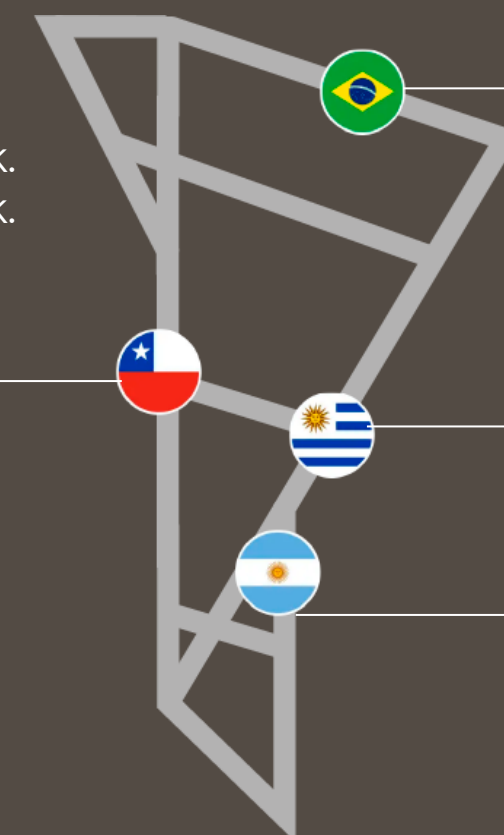
21

THOUSAND HECTARES OF OTHERS

HECTARES PLANTED

Pine : 399 k.
Euca: 205 k.
Others: 2 k.

607 k.



Euca: 241 k.
241 k.

Euca: 95 k.
95 k.

Pine: 91 k.
Euca: 19 k.
Others: 18 k.

129 k.

ENVIRONMENTAL CERTIFICATIONS

Our forests plantations have international certification in **Forestry Management and Chain of Custody**

For detailed information about each certification, you can visit our web site www.arauco.com

BIOFOREST | RESEARCH & DEVELOPMENT

+35 years researching, developing, and applying innovative technologies to enhance the productivity of our forest and industrial resources.



OUR STRATEGIC FOCUS POINTS ARE



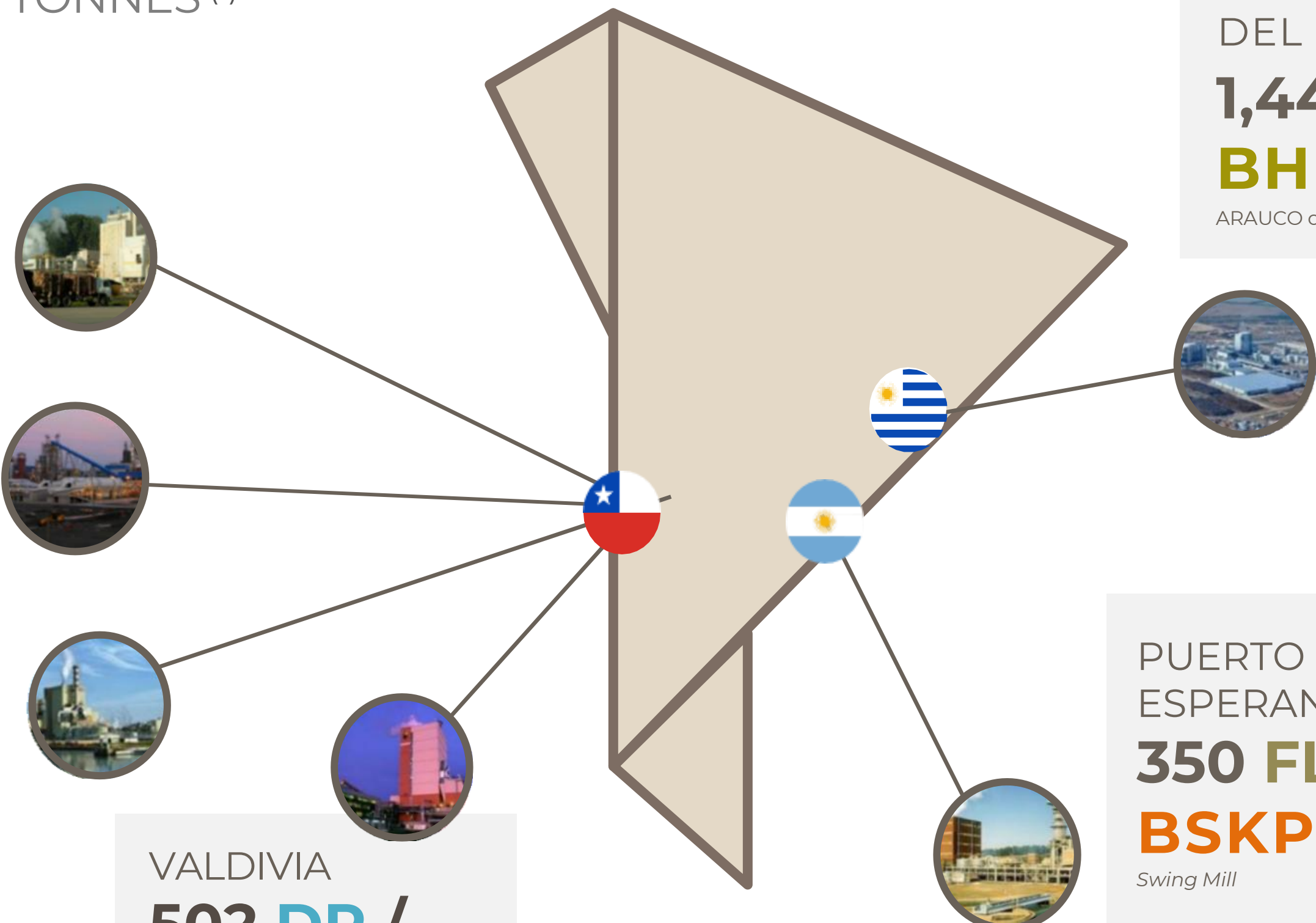
PULP BUSINESS

OUR MILLS
CAPACITY IN THOUSAND
OF TONNES ⁽¹⁾

CONSTITUCIÓN
355 UKP

NUEVA ALDEA
520 BHKP
520 BSKP

ARAUCO
1,560 BHKP
540 BSKP



VALDIVIA
502 DP /
550 BHKP
Swing Mill

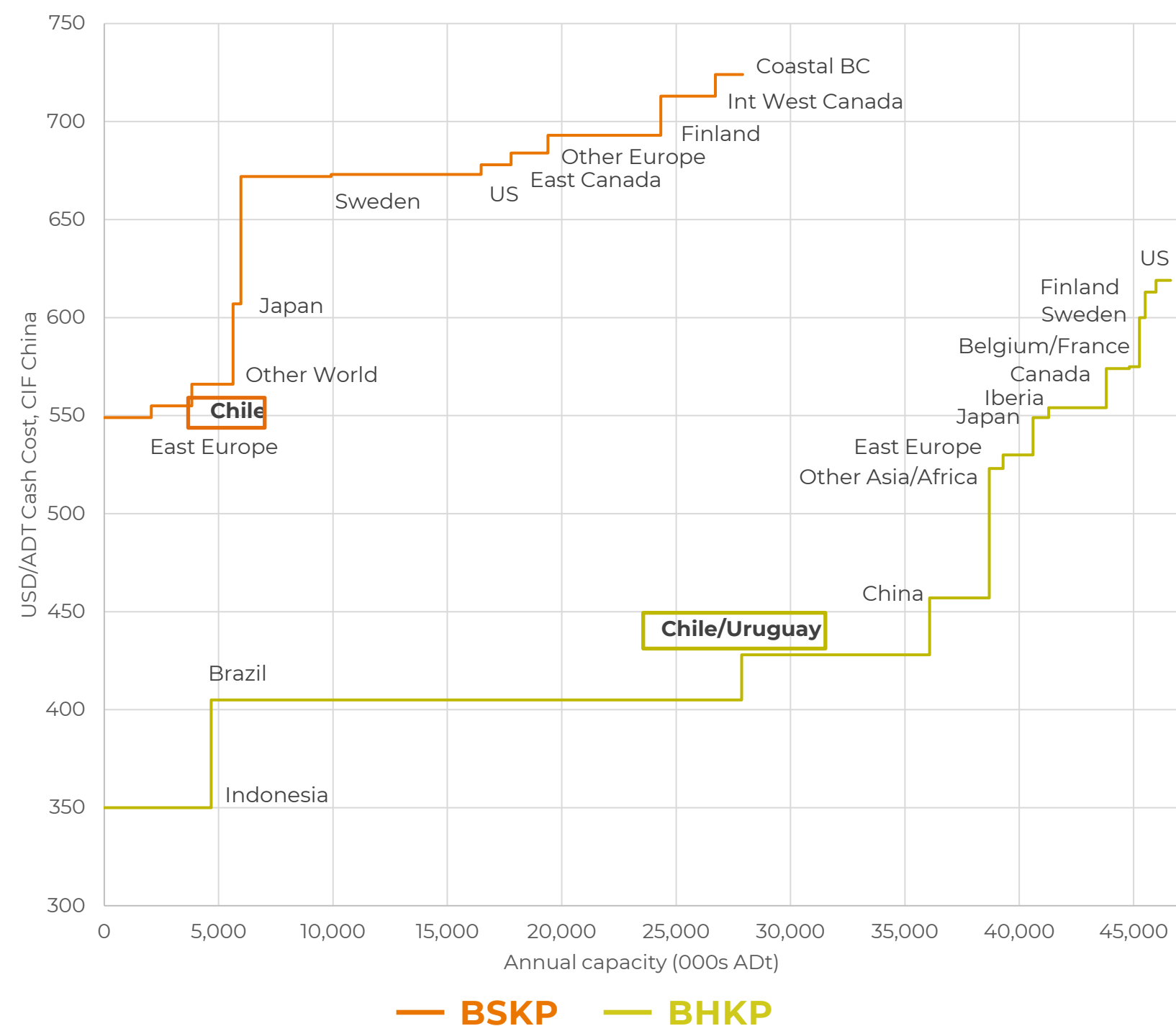
MONTES
DEL PLATA
1,440
BHKP
ARAUCO owns 50%

PUERTO
ESPERANZA
350 FLUFF /
BSKP
Swing Mill

1) Annual capacities

PULP BUSINESS | COMPETITIVE ADVANTAGES

1. COST ADVANTAGES



2. LOGISTICAL EFFICIENCIES



DISTANCE (KM)

FORREST TO MILLS⁽¹⁾

ARGENTINA	>	80
CHILE	>	85
URUGUAY	>	282

MILLS TO PORTS

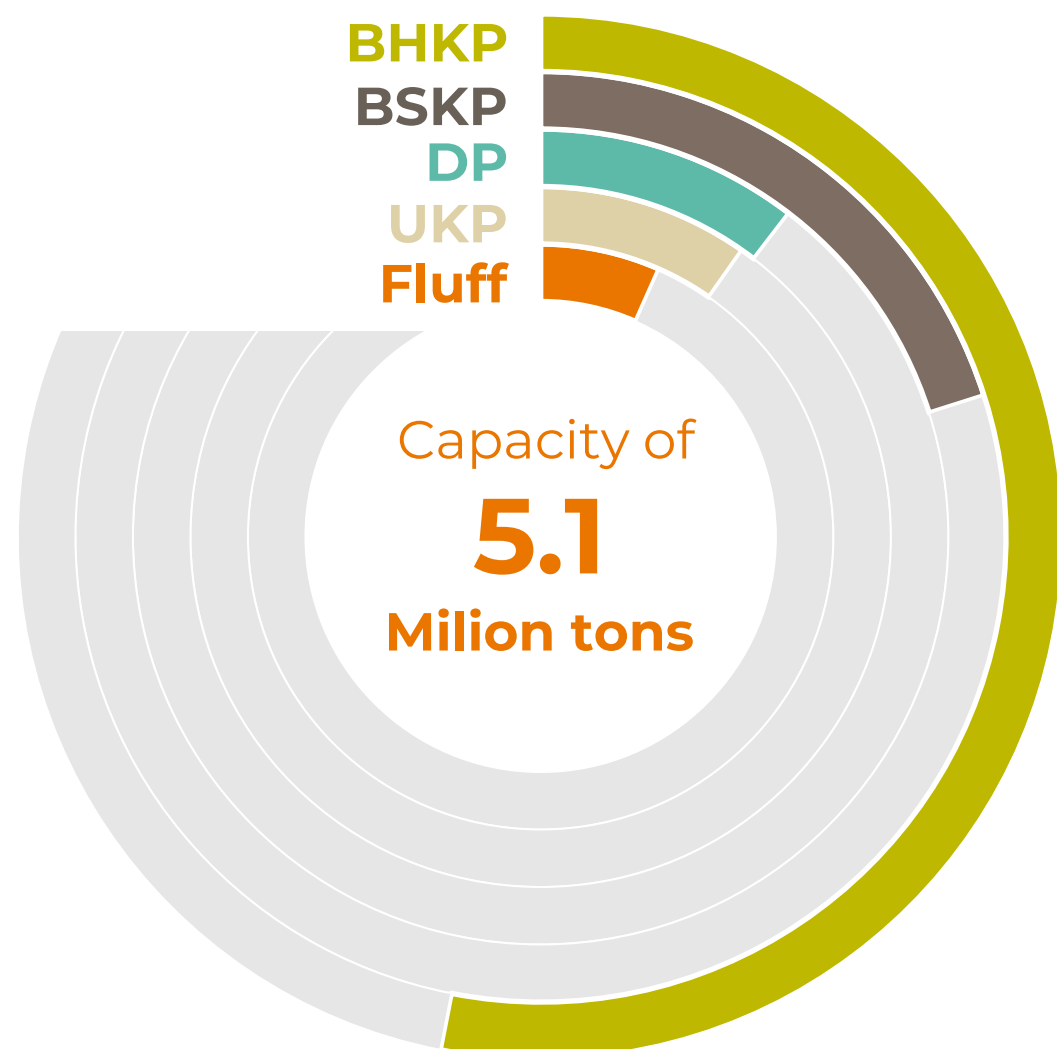
MONTES DEL PLATA	>	0
ARAUCO	>	35
NUEVA ALDEA	>	63
VALDIVIA	>	301
CONSTITUCIÓN	>	316
PUERTO ESPERANZA	>	1.200
WEIGHTED AVERAGE	>	148⁽²⁾

Source: Hawkins Wright.
 Other world includes Argentina, China and Oceania.
 (1) Average distance between forrests and mills.
 (2) Calculated using sales volumen of 2025

PULP
BUSINESS

COMPETITIVE
ADVANTAGES

3. PRODUCT DIVERSIFICATION



57% } **Short Fiber**
(Eucaliptus)

8% }
24% } **Long Fiber**
(Pine)

7% }
4% }



BUSINESS SEGMENTS: WOOD

WOOD PRODUCTS BUSINESS | **OVERVIEW**

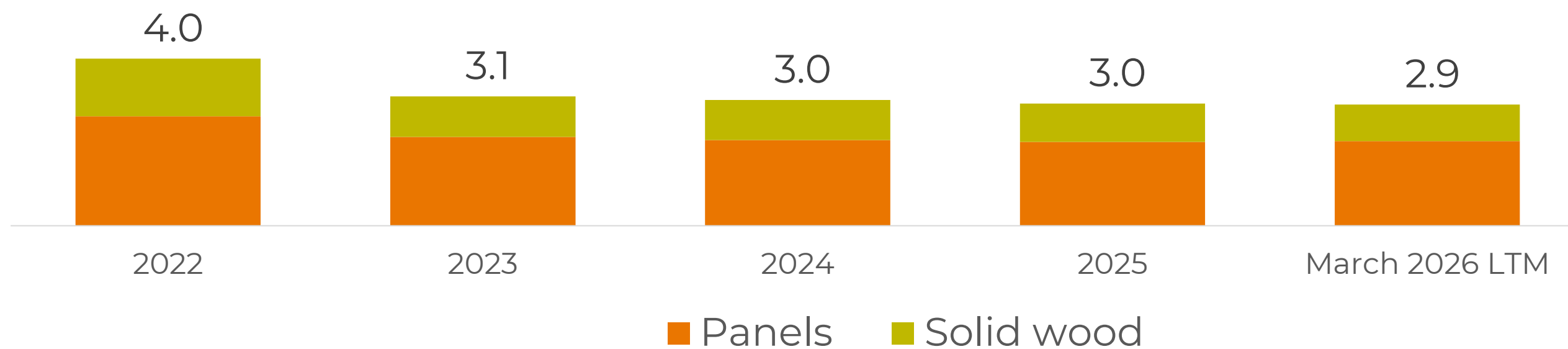
US \$2,934MM
REVENUES
Energy revenues not included

SUBDIVISIONS



SALES EVOLUTION

US\$ Billion



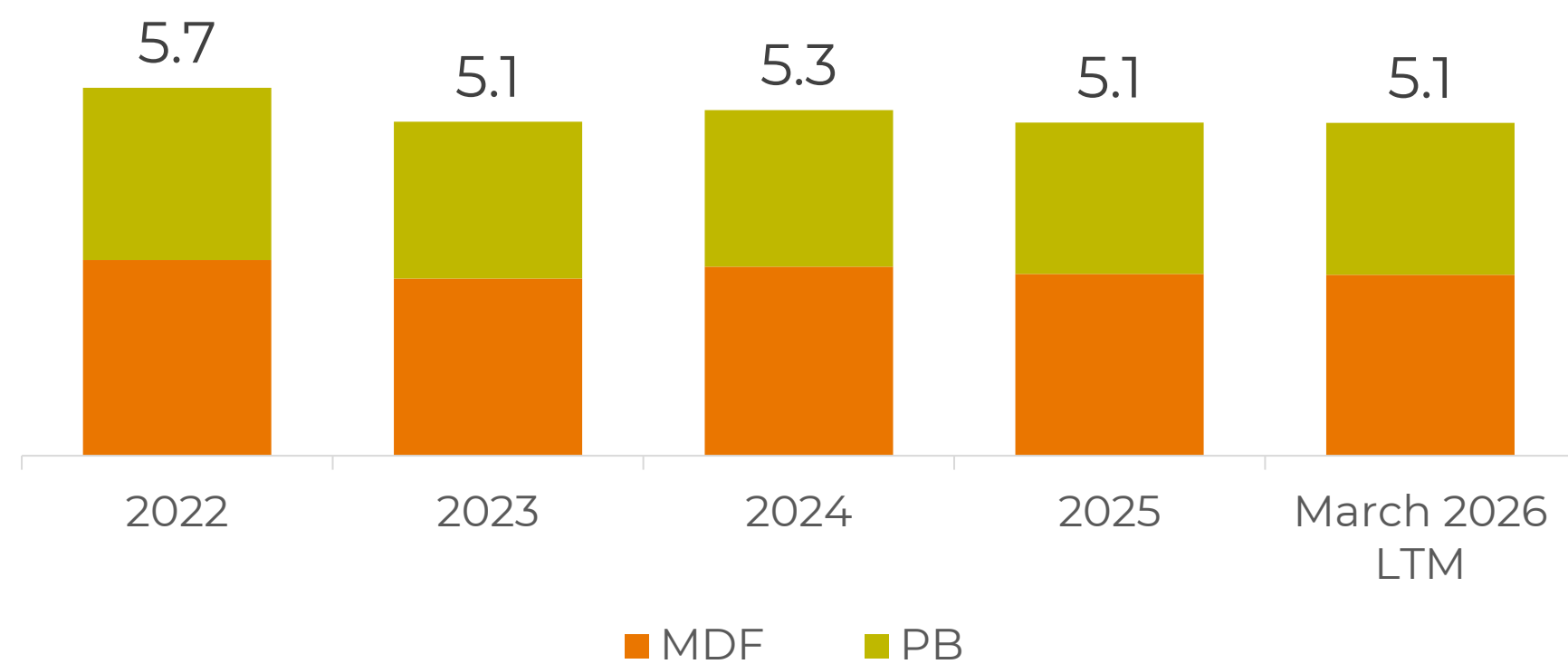
Sonae Arauco's volume not included.
As of March 2026 LTM

WOOD PRODUCTS BUSINESS | **PANELS**

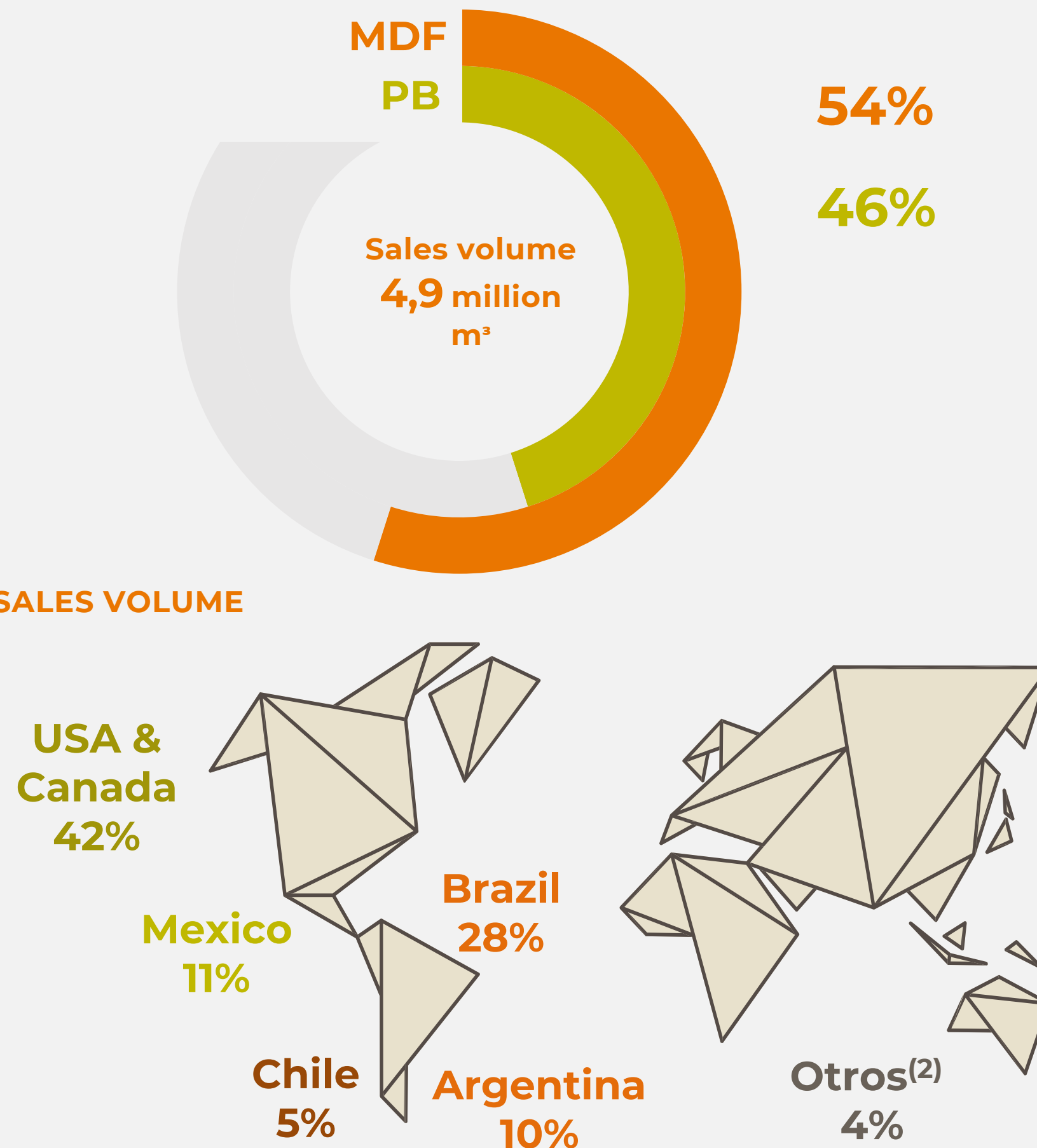
US \$2,047MM
REVENUES
Energy revenues not included

PRODUCTION

Million m³



SALES VOLUME



(1) OSB, HB, Retail and Composite panels
(2) EMEA, Asia, Oceania and Rest of Latam

Sonae Arauco's volume not included.
As of March 2026 LTM

**WOOD PRODUCTS
BUSINESS**

**SOLID
WOOD**

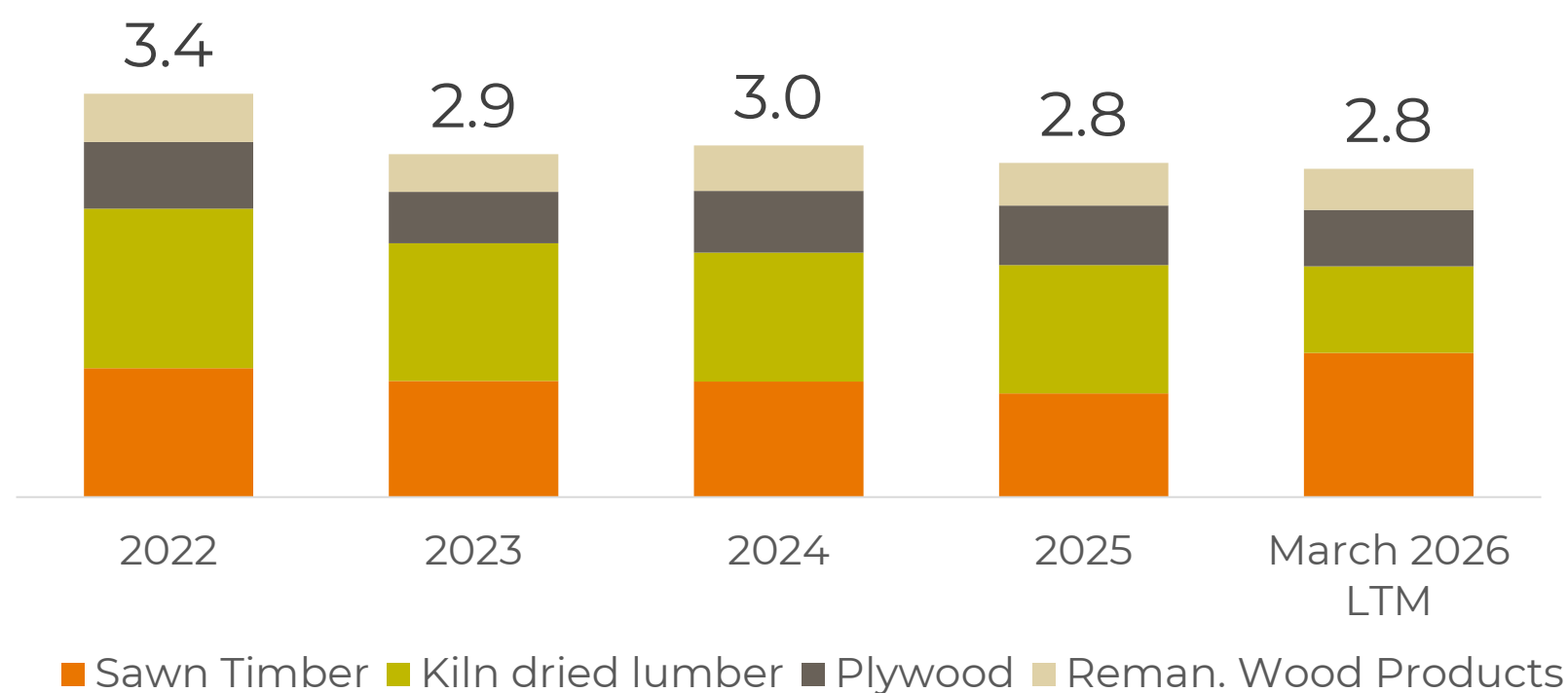
US \$887MM

Energy revenues not included

REVENUES

PRODUCTION

Million m³



SALES VOLUME

**USA & Canada
37%**

**EMEA
8%**

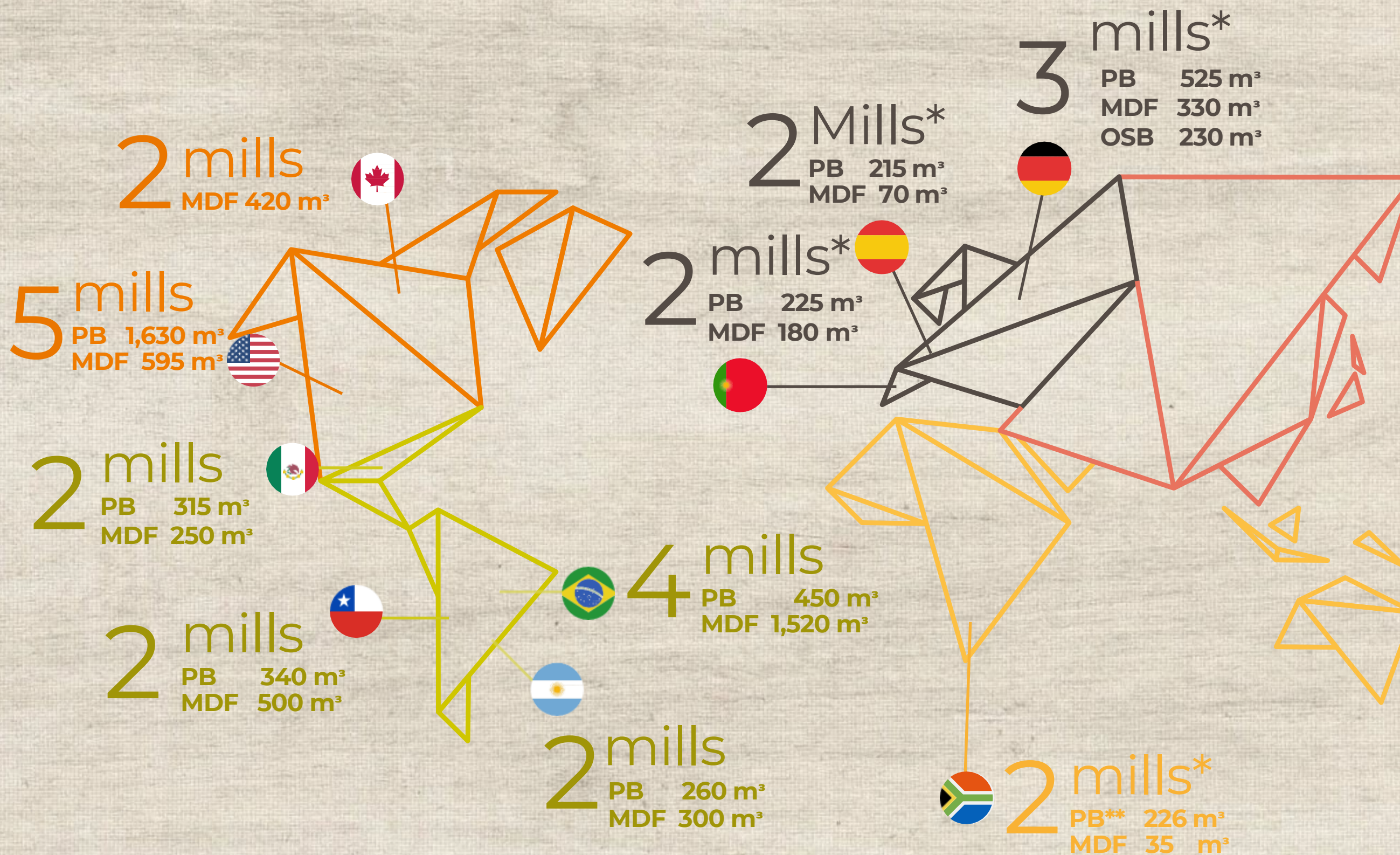
**Chile
18%**

**Rest of Latam
9%**

**Asia & Oceania
28%**

**PANELS
OUR
MILLS**

**IN
THOUSANDS**
As of December 2025


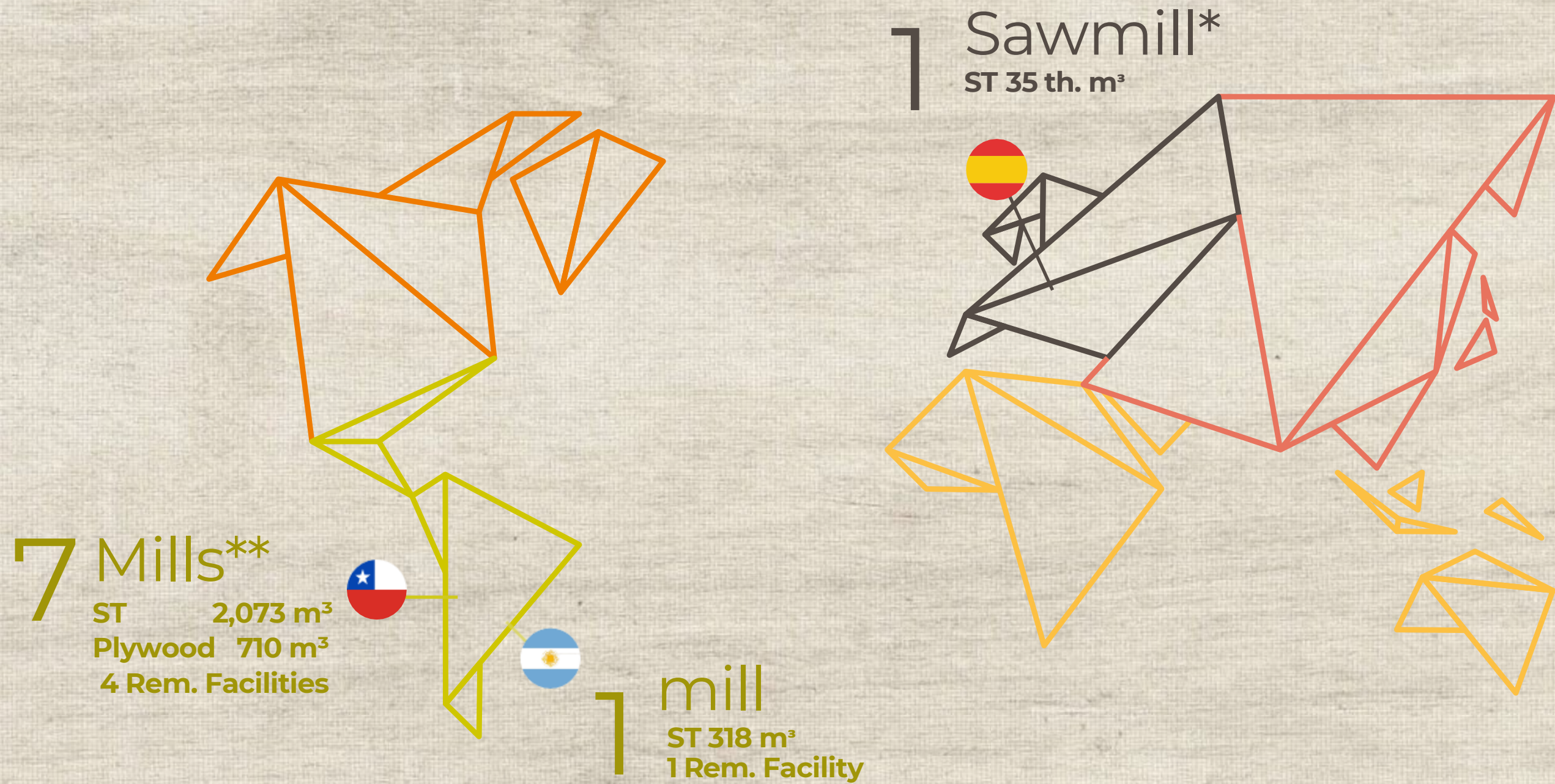



PB: Particle Board
MDF: Medium Density Fiberboard
OSB: Oriented Strand Board

*Arauco owns 50% of Sonae Arauco
**One PB mill in South Africa is currently shut down

**SOLID
WOOD
OUR
MILLS**

**IN
THOUSANDS**
As of December 2025

ST: Sawn Timber
Rem: Remanufactured Wood Products

As of December 2025
*Arauco owns 50% of Sonae Arauco
**One mill in Chile (Horcones II) is currently shut down

ENERGY COMPLEMENTARY OPERATIONS

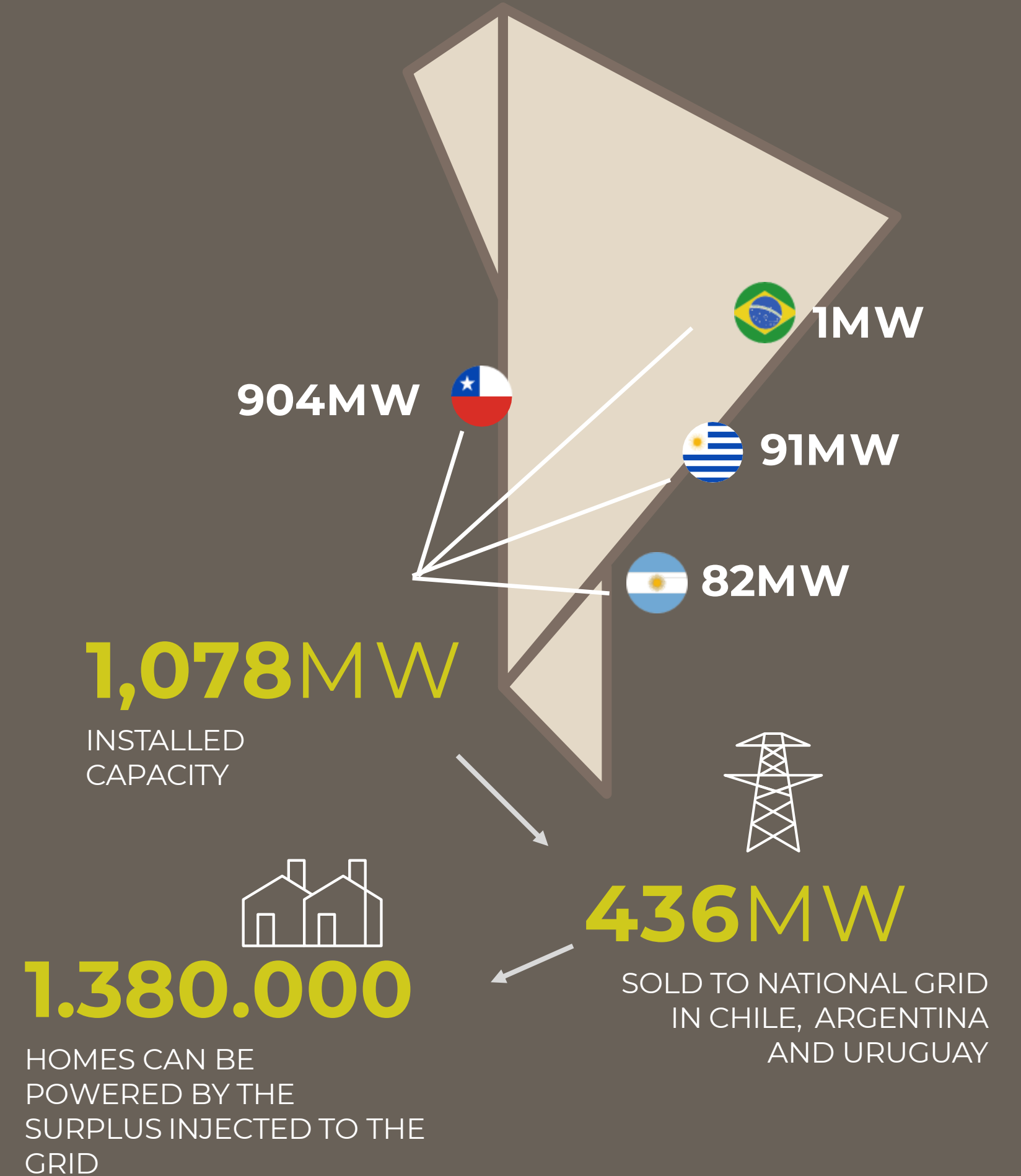


HIGHLIGHTS

Arauco generates renewable energy from forestry biomass and uses it in the production processes.

In Chile, Argentina and Uruguay, we are self-sufficient in net electricity consumption and we sell the surplus to the local grid.

5 cogeneration plants in Chile and 1 plant in Uruguay are registered under the Kyoto Protocol Clean Development Mechanism (CDM).

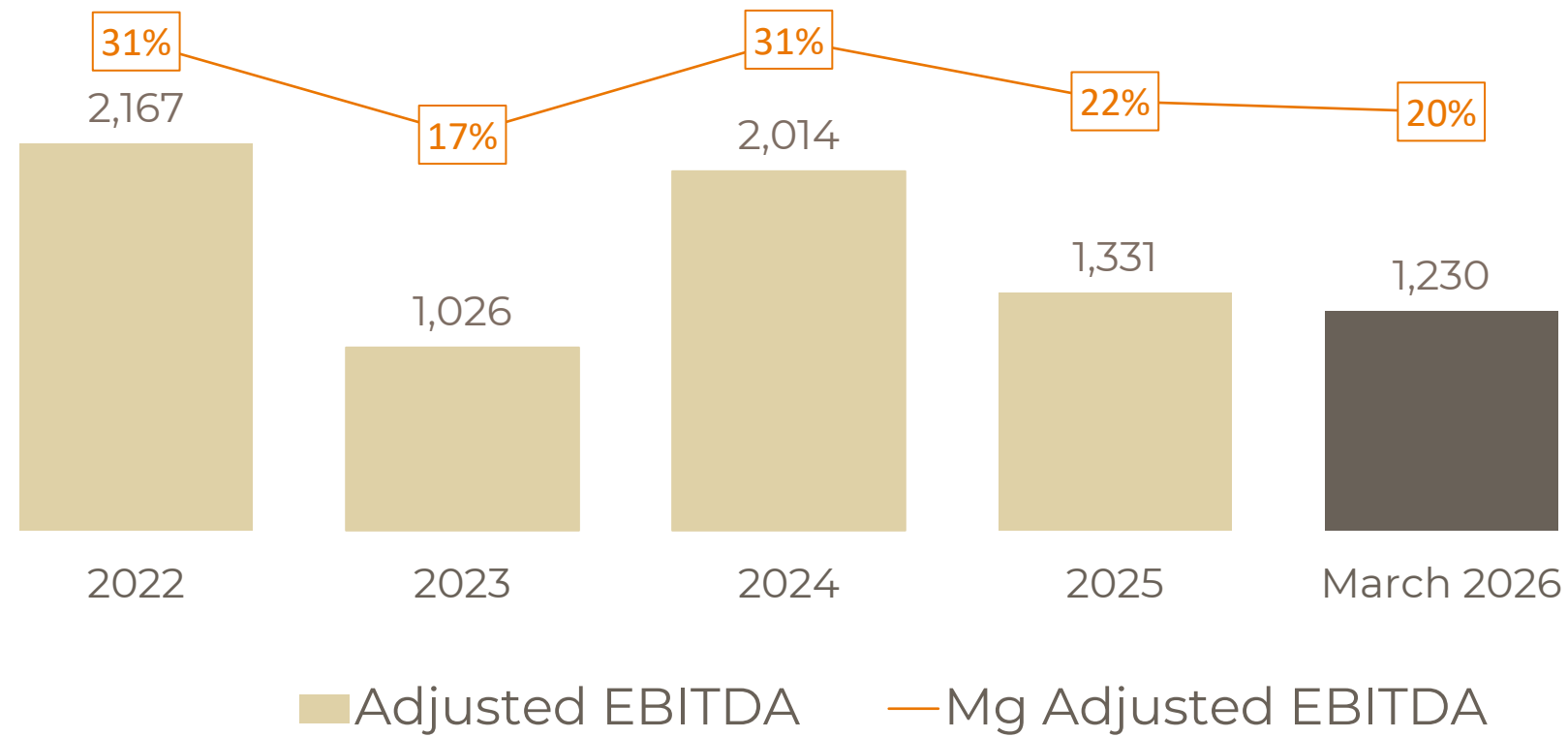


MAIN FIGURES

As of March 2026

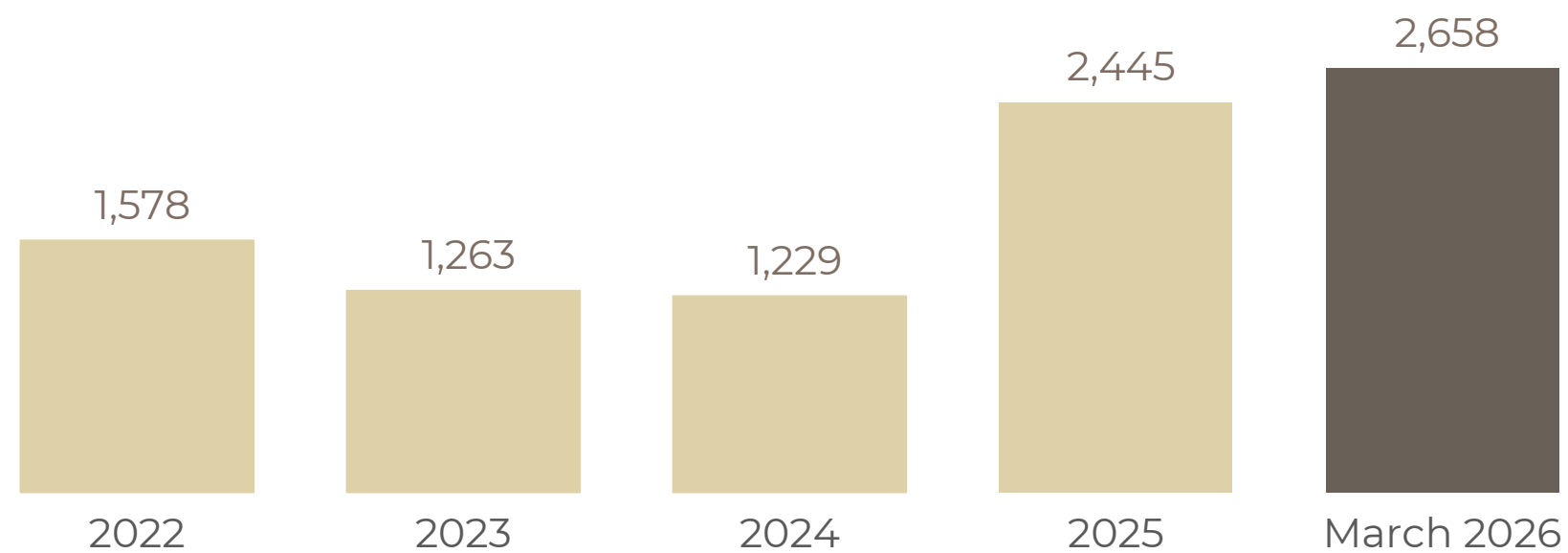
ADJUSTED EBITDA

US\$ Millions



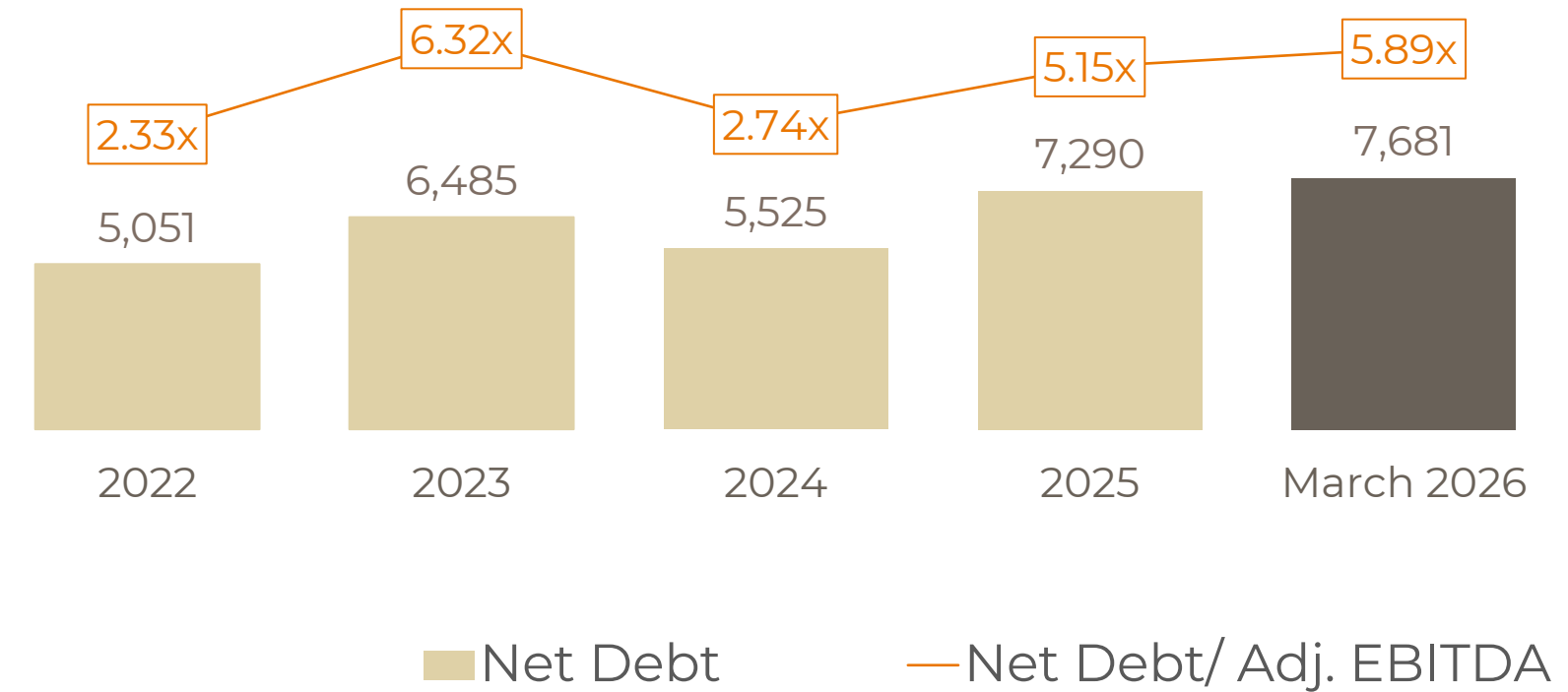
CAPEX

US\$ Millions



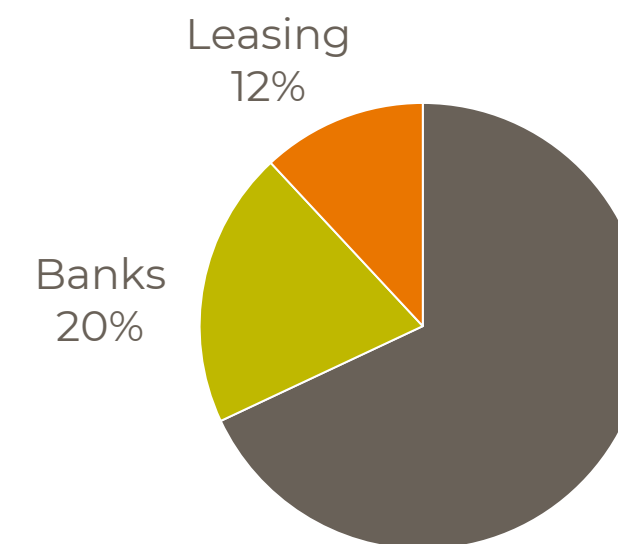
NET DEBT

US\$ Millions

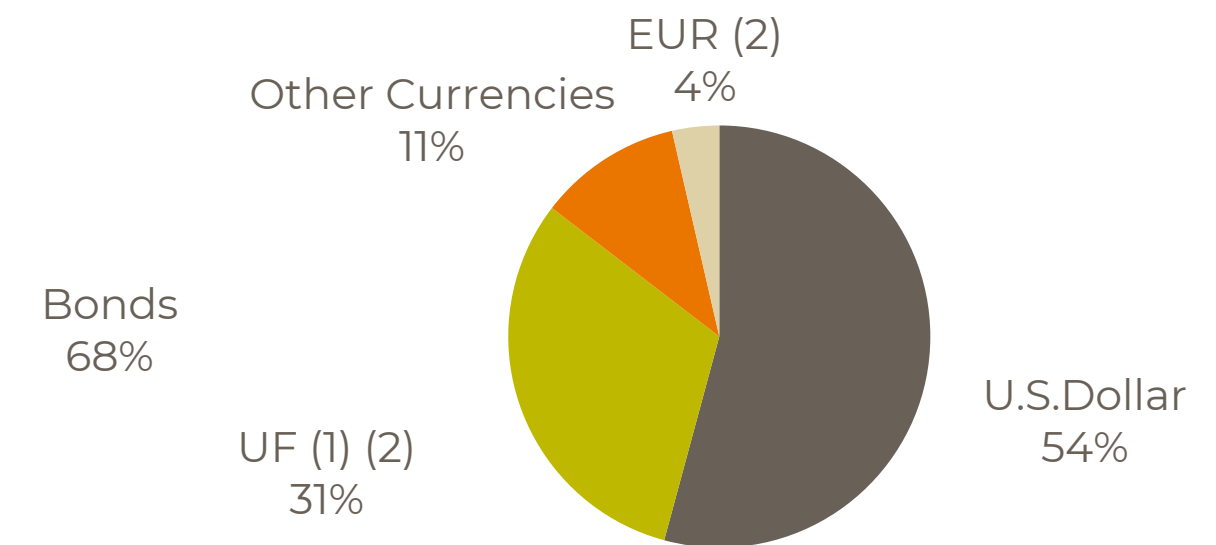


DEBT

By Instrument



By currency



(1) UF is a Chilean monetary unit indexed to inflation.
(2) Swapped to USD

SUCURIÚ PROJECT

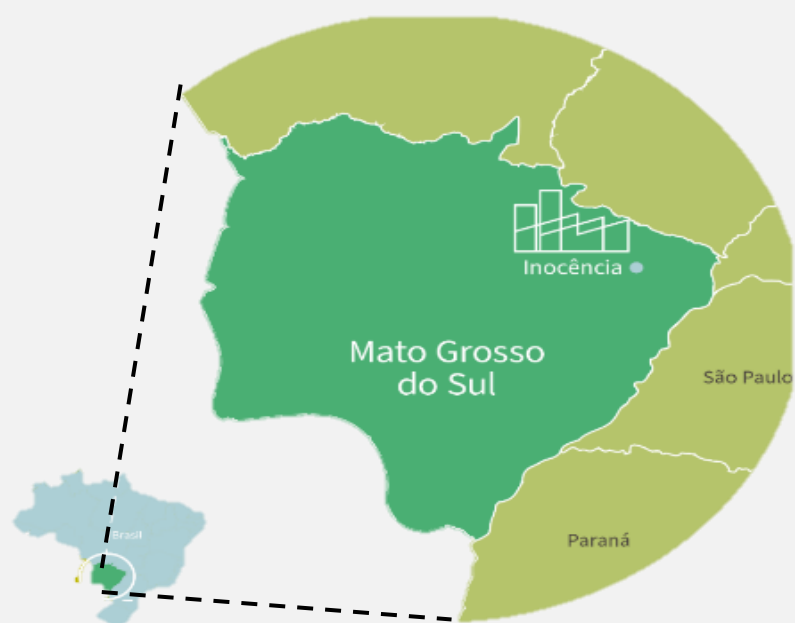
Capacity of **3,500,000** ADt/year of BHKP

Forestry area of **400,000** ha of eucalyptus plantation

Energy self-sufficiency of **400 MW** of clean energy

Surplus energy of **220 MW** to be sold in Brazil's interconnected system.

Physical progress of **42.6%** as of December 2025



6,000 Jobs in operation (Forestry, mil and Logistics)

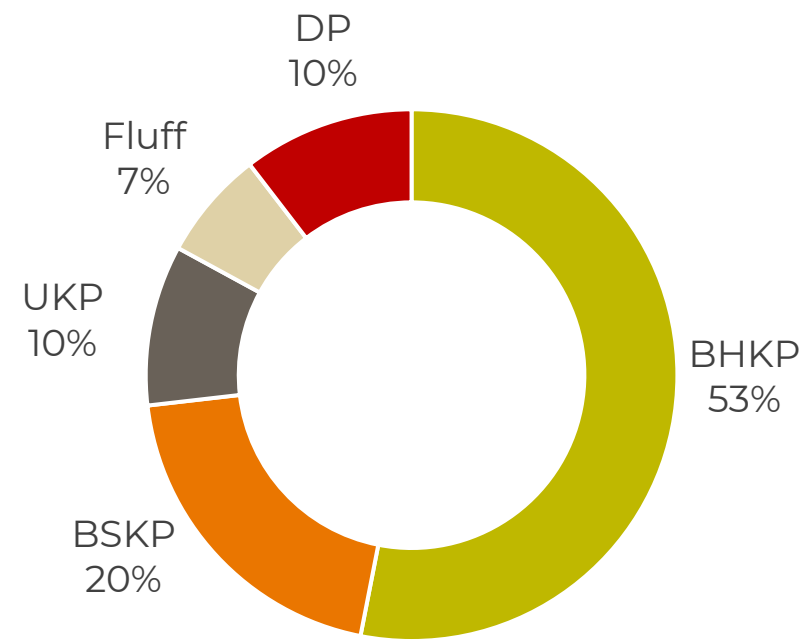
14,000 Jobs at the peak of construction



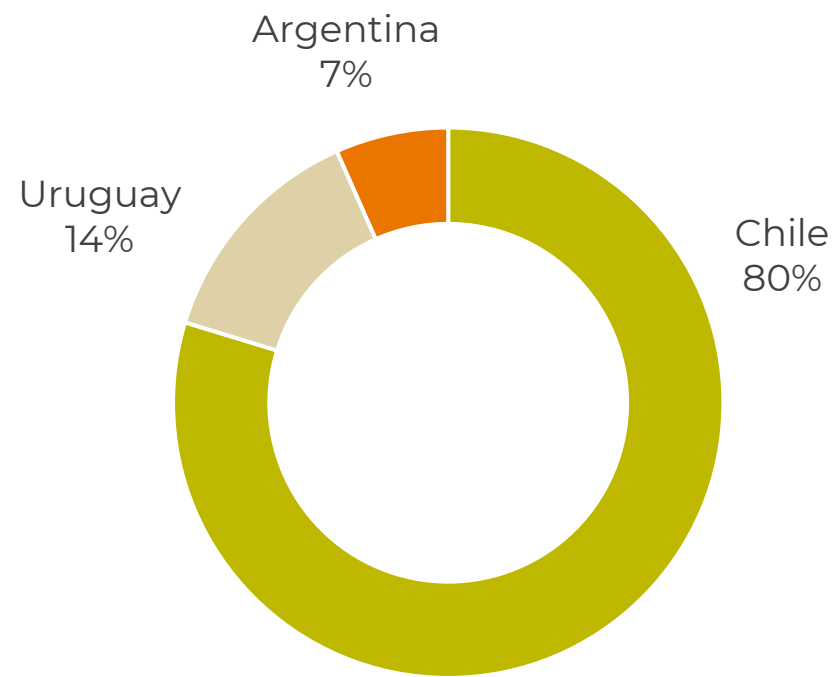
SUCURIÚ PROJECT

Our Pulp Business diversification (tons)

Product diversification as of December 2025

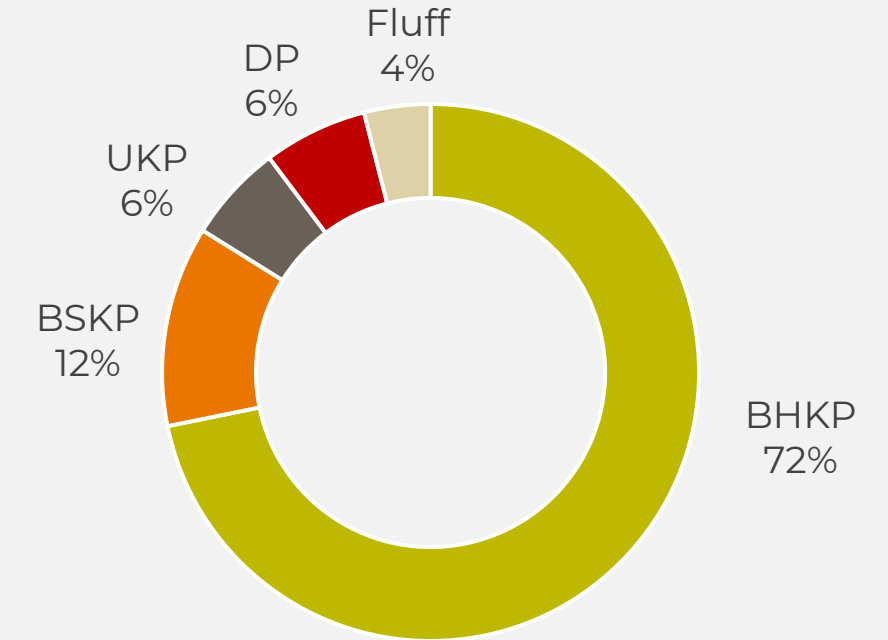


Diversification by country as of December 2025

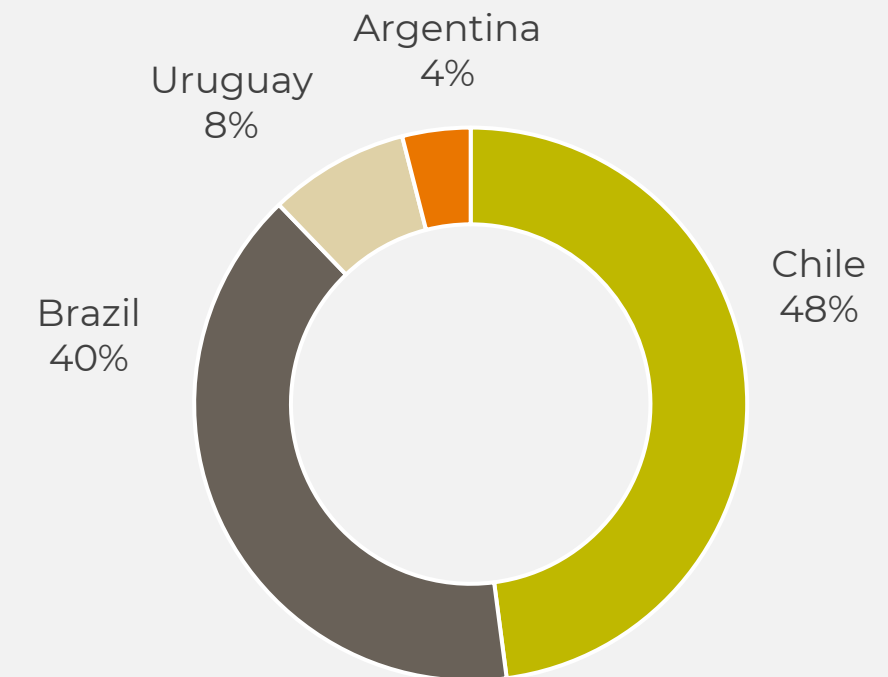


Pulp capacity as of December 2025:
5.1 MM tons

Product diversification with Sucuriú



Diversification by country with Sucuriú



Pulp capacity with Sucuriú:
8.6 MM tons

ARAUCO WAS THE
FIRST LATIN
AMERICAN
FORESTRY
COMPANY

TO ISSUE SUSTAINABLE BONDS IN
OCTOBER 2019
(IN U.S MARKET).



IN 2023 ARAUCO ISSUED THE
FIRST
SUSTAINABLE
BONDS
IN THE CHILEAN DEBT
MARKET.



SUCURIÚ FINANCING



IN **2025** ARAUCO ISSUED

- **970 MM USD**

**EXPORT CREDIT
FACILITY** WITH
FINNVERA (ECA).


- **1,225 MM USD**

A/B LOAN WITH IDB,
IFC & 8 COMMERCIAL
BANKS.

IN 2025 ARAUCO ISSUED THE
LARGEST

CORPORATE BOND

IN THE CHILEAN DEBT
MARKET: 844 MM USD
HYBRID SUSTAINABLE BOND.





SUSTAINABILITY STRATEGY



For the **3rd** year in a row:

We are **Carbon Neutral!**

Certification by **Deloitte.**




ARAUCO ATTENDED **COP30** IN BELÉM BRAZIL (NOVEMBER 2025) PRESENTING ITS



1. NATURE STRATEGY: ABC+

- EFFICIENT USE OF WATER
- PROTECTION OF BIODIVERSITY
- MITIGATION OF THE CLIMATE CRISIS
- FOSTER A CIRCULAR ECONOMY

2. SCIENCE BASED TARGETS (SBT)

WE AIM TO REDUCE MORE THAN **1.5 MILLION TONS** OF CO2 BY 2030 AND MOVE TOWARDS **NET-ZERO** BY 2050.

We want to be leaders in natural capital and become **Nature Net-Positive**




ARAUCO Invests in Satellite Technology to Protect Biodiversity

In 2023, ARAUCO's startup, **Lemu**, achieved a groundbreaking milestone by launching the world's first private **nanosatellite** dedicated to biodiversity monitoring.

- The satellite is shoebox-sized and equipped with a high-definition hyperspectral camera.
- It delivers 20 times greater precision than current methods.
- It will monitor:
 - Andean wetlands
 - Macroalgae forests
 - Land-use changes



The mission aims to revolutionize biodiversity tracking, detect environmental shifts, and support global conservation efforts.



Commitment to the Planet



Our main figures

71%

of non-hazardous solid industrial waste was recovered in pulp and wood mills worldwide.

88%

of our forest assets are **certified**.

Products

that replace fossil-based materials and **store carbon**

First

forestry company in the world certified as **carbon neutral**.

29%

of our forest assets are **native forest and protection areas**.



USD 51

million invested in **environmental improvements**

87%

of energy consumption comes from **renewable sources**.



6,1

million tCO₂eq was our carbon footprint across all operations

WE CONTINUE TO EXPAND GLOBALLY, SEEKING NEW CHALLENGES TO MAXIMIZE THE COMPANY'S VALUE IN A **SOCIAL, ENVIRONMENTAL,** AND **ECONOMICAL** RESPONSIBLE WAY, CONTINUING AS PIONEERS IN **SUSTAINABILITY**



IF IT IS NOT WOOD

It will be concrete and steel

IF IT IS NOT NATURAL FIBER

It will be polyester

IF NOT PAPER

It will be plastic



**renewables for a
better life**

arauco

**FOR FURTHER INFORMATION,
PLEASE CONTACT:**

Marcelo Bennett, Treasurer
marcelo.bennett@arauco.com

José Manuel Guzmán, Investor Relations
jose.guzman@arauco.com

Gonzalo Garrido, Finance Analyst
gonzalo.garrido@arauco.com

Phone: (562) 2461 7438
investor_relations@arauco.com

For further information, please visit www.arauco.com

INTEGRATED REPORT 2025

IN APRIL, WE PUBLISHED OUR INTEGRATED REPORT,
AVAILABLE IN ENGLISH AND IN SPANISH
<https://www.arauco.cl/en/sostenibilidad/reportes-de-sostenibilidad/>