


arauco

renewables
for a
better life

GROWING FROM RENEWABLES



**INTEGRATED
REPORT**

2025

ENTITY IDENTIFICATION

NCG 461 (2-3)
GRI (2-1; 2-3)

Corporate Name

Celulosa Arauco y Constitución S.A.

Tax ID (R.U.T.)

93.458.000-1

Registered Address

Av. El Golf 150, 14th Floor, Las Condes, Santiago, Chile.

Type of Entity

Sociedad anónima cerrada.

CONTACT INFORMATION

Head Office Address

Av. El Golf 150, 14th Floor, Las Condes, Santiago, Chile.

Phone

+(56) 224 617 200

Corporate Website

www.arauco.com

Contact


contacto@arauco.com

Phone

+(56) 224 617 221

Celulosa Arauco y Constitución S.A. is a closed joint-stock corporation. As an issuer of publicly offered securities other than shares, it is subject to the supervision of the Comisión para el Mercado Financiero (CMF). October 28, 1970, marks the beginning of our history. On August 18, 1971, our existence was authorized by Resolution No. 300-S issued by the supervisory authority at that time.

Eight years later, in September 1979, the merger of Celulosa Arauco S.A. and Celulosa Constitución S.A.—both created by the Corporación de Fomento de la Producción (CORFO)—gave rise to Celulosa Arauco y Constitución S.A., the corporate name by which ARAUCO is known.



INDEX

ARAUCO TODAY: PURPOSE, SCALE, AND CONTRIBUTION

- ▶ Chairman's Letter 6
- ▶ Purpose and Vision: We Are ARAUCO 10
- ▶ ARAUCO Around the World 12
- ▶ ARAUCO in Figures 14
- ▶ Our History 16
- ▶ Our 2025 Milestones 18
- ▶ 2025 Rankings and Recognitions 20
- ▶ Our Projects: Growth Aligned with Megatrends 22



STRATEGY AND GROWTH

- ▶ Global Megatrends 29
- ▶ Our Corporate Strategy 32
- ▶ Our Strategic Pillars 33
- ▶ Corporate Objectives 34
- ▶ Our Stakeholders: A Strengthening Relationship ... 37
- ▶ Commitment to Human Rights 40
- ▶ About This Report 43

GOVERNANCE, ETHICS, AND RISK

- ▶ Our Key Achievements 46
- ▶ Corporate Governance 47
- ▶ Best Practices 60
- ▶ Risk and Opportunity Management 64
- ▶ Customer Relationships 68
- ▶ Globalization and Efficiency 71



BUSINESS AND RENEWABLE SOLUTIONS

- ▶ Our Key Achievements 78
- ▶ Our Products 79
- ▶ Our Businesses 82
- ▶ Research, Innovation, and Development 92
- ▶ Product Labeling and Certifications 94

COMMITMENT TO OUR PEOPLE

- ▶ Our Key Achievements 100
- ▶ Our Employees 101
- ▶ New Skills for the Future 102
- ▶ Talent Attraction and Retention 107
- ▶ Our Gender Agenda 111
- ▶ Diversity, Inclusion, and Non-Discrimination 113
- ▶ Workplace Climate and Well-being 117
- ▶ Occupational Health and Safety: Always First 119
- ▶ Collaborative Engagement 127
- ▶ Contractors 128

COMMITMENT TO THE PLANET

- ▶ Our Key Achievements 130
- ▶ Committed to Climate Action .. 134
- ▶ Responsible Forest Management 137
- ▶ Our Nature Strategy 140
- ▶ Operational Excellence in Industrial Operations 164

COMMITMENT TO SOCIETY

- ▶ Our Key Achievements 186
- ▶ Community, Participation, and Dialogue 188
- ▶ Our Impact on Local Development 191
- ▶ Ensuring a Responsible Supply Chain 202
- ▶ Corporate Commitments to External Initiatives 207
- ▶ Contribution to Society Through Taxes 208



PRINCIPLES AND STANDARDS

- ▶ General Standard N°. 461 – CMF 212
- ▶ GRI Content Index 220
- ▶ Climate-Related Financial Disclosure: TCFD 230
- ▶ SASB 232

FINANCIAL REPORT

- ▶ Material Events 240
- ▶ Entity Identification 252
- ▶ Corporate Purpose 253
- ▶ Control Structure 254
- ▶ Shareholders 255
- ▶ Industry Sector Overview 256
- ▶ Regulatory Framework 258
- ▶ Legal Compliance 262
- ▶ ARAUCO Corporate Structure 263
- ▶ Subsidiaries, Associates, and Information on Other Companies 264
- ▶ Other Securities 286
- ▶ Dividends 287
- ▶ Subsidiaries and Functional Currency 288
- ▶ Useful Life of Assets 288
- ▶ Entity Intellectual Property 288
- ▶ Risks 290
- ▶ Workforce xxx
- ▶ Associations and Trade Organizations 297
- ▶ Statement of Responsibility ... 303
- ▶ External Assurance 305



ARAUCO TODAY: PURPOSE, SCALE, AND CONTRIBUTION



CHAIRMAN'S LETTER

GRI (2-22)

The year 2025 was marked by a challenging global economic environment. Geopolitical tensions, market volatility, and changes in international trade dynamics created a context of increased uncertainty across various industries. In this scenario, pulp and wood products markets faced a more demanding pricing cycle and more variable demand conditions across different regions.

While the year's performance was impacted by lower pulp prices and weaker demand in certain markets linked to construction and home improvement, the Company continued to advance its strategic priorities, strengthening its operational efficiency, financial discipline, and global positioning.

Our history is, in many ways, the story of a company that has successfully expanded from Chile to the world, building its development on a renewable resource that, when responsibly managed, enables a long-term growth perspective. Over time, this vision has allowed us to build a global presence that today spans 11 countries with industrial and forestry operations, markets, and value chains.

Today, we manage 1.8 million hectares (4.4 million acres) of forest assets, produce 4.6 million tons of pulp annually, and approximately 7.6 million cubic meters of wood and panels, and we have more than 19,000 direct employees and 32,000 indirect workers across different countries. Our products reach more than 3,500 customers across five continents through a logistics network that connects industrial operations, distribution centers, and end markets in different regions of the world, supported by 29 sales offices and commercial representatives.

This journey has been made possible by decades of well-executed work: sustained investment, technological innovation, operational excellence, and a long-term vision that has enabled the transformation of renewable resources into products that today reach customers on five continents.

During the year, we continued to advance projects that strengthen our international presence and respond to evolving market needs. We made

investments totaling USD 2.445 billion, aimed at enhancing our productive capabilities, strengthening operational stability, and advancing strategic initiatives across different countries.

Among these, the development of the Sucuriú project in Brazil stands out—the largest investment in ARAUCO's history—which includes the construction of a facility with the capacity to produce 3.5 million tons of pulp annually, allowing us to increase our global pulp production capacity by 68%.

In this regard, during 2025 we took a key step toward the execution of this project by successfully closing financing for USD 2.195 billion—the largest ever obtained by ARAUCO—with the participation of leading international financial institutions.

This agreement reflects the market's confidence in the strength of our strategy and in the potential of renewable resources as a foundation for future development. That confidence was also reflected in the issuance of the largest corporate bond in Chile's history, also structured under sustainability criteria.

This has allowed us to continue advancing projects such as the construction of our new OSB panel plant in the Ñuble Region in Chile, which involves an investment of USD 100 million and is expected to begin operations in 2026, expanding our offering of wood-based construction solutions. This is complemented by the development of the Vikingo 2.0 and Alacrán projects in Mexico, with investments of USD 361 million and USD 43 million, respectively, aimed at expanding our panel production capacity and strengthening our presence in the North American market, a key region for the Company's future growth.

ARAUCO's current global scale is one of the Company's key assets. Our international presence has been essential in navigating market volatility and the transformations affecting our industry. Today, we have industrial operations, commercial networks, and specialized teams across multiple countries, enabling us to better understand the dynamics of each market and respond with agility to changing global conditions. This geographic diversification, together with the strength of our teams, allows us to adapt to demand shifts, strengthen long-term relationships with our customers, and continue projecting the Company's growth on a global scale.

At the core of this global expansion remains Chile. Our country has been, for more than 50 years, the place where we have developed our forestry and industrial capabilities, where much of the technical knowledge that underpins our business was built, and where thousands of employees have contributed to the Company's development over time.

It is also in Chile where, this year, we commemorated important milestones that reflect this trajectory. We celebrated the 50th anniversary of the Constitución pulp mill—an emblematic operation for ARAUCO and for the country's forestry-industrial development—which has witnessed both the Company's growth and the evolution of the industry. Likewise, we marked 35 years of Bioforest, our research and development center, which, with a team of more than 50 specialists and an active collaboration network with universities, startups, and technology centers in Chile and abroad, has played a key role in the development of scientific and technological knowledge applied to forest management, productivity, and product innovation.

Thus, from Chile, we have built an industrial and technological platform that enables us to compete globally. At the same time, ARAUCO's international expansion also represents a meaningful contribution to the country by generating exports, investment, and employment, while positioning Chile as a relevant player in the global economy. In this context, wood-based products represent a tangible opportunity to advance toward renewable materials capable of replacing carbon-intensive alternatives in industries such as construction, packaging, and apparel.

Our operations depend directly on nature. The forests we manage and the ecosystems of which we are part constitute the foundation of our business. In addition, 27% of our forest assets correspond to conservation and protection

areas of high environmental and social value, reflecting our commitment to biodiversity protection and responsible landscape management. For this reason, we have continued to advance in integrating natural capital into our management and in adopting international frameworks, convinced that understanding and managing our relationship with nature is not only an environmental responsibility but also a fundamental condition for the Company's sustainable development.

*Our history is, in many ways,
the story of a company that has
successfully expanded from
Chile to the world*

In the same vein, we continue to promote an innovation and continuous improvement agenda that allows us to move toward increasingly efficient and sustainable operations. This includes significant investments in research and development, progress toward our emissions reduction and energy efficiency targets, responsible water management, waste valorization, and respect for biodiversity in the areas where we operate. We also continue to promote the development of local communities and strengthen our relationships with suppliers and SMEs in the regions where we operate.

Today, we have 1,051 MW of installed energy capacity, and 91% of the energy used in our processes comes from renewable sources, enabling us to advance in our decarbonization strategy. In addition, during 2025 we reduced approximately 180,000 tons of CO₂ equivalent, while continuing to improve the energy efficiency of our operations and achieving an 81% rate of non-hazardous industrial waste valorization.

These advances reflect our conviction that business development and sustainability must progress in an integrated manner. Responsibly managed forests not only enable the production of renewable materials but also capture carbon, conserve biodiversity, protect ecosystem services, and contribute to the well-being of communities.

None of this would be possible without the people who are part of ARAUCO. Today, we have more than 19,000 employees across the countries where we operate, whose talent, commitment, and experience make the Company's development possible. Their daily dedication is the foundation on which we build our growth and face industry challenges.

Looking ahead, we recognize that challenges remain. Operational stability will continue to be a priority for the Company, as will the ongoing strengthening of our safety culture, which remains a central challenge and an absolute priority across all our operations.

The global environment will also continue to be marked by uncertainty. Trade tensions, the emergence of new tariff barriers, and the reconfiguration of international markets are reshaping global trade dynamics and posing new challenges for our industry.

We are convinced that the world will progressively move toward an economy based on renewable resources.

Chile has built much of its progress on its openness to the world and its ability to develop competitive industries based on its natural resources. However, in recent years, we have seen how processes for developing investment projects have become increasingly lengthy and complex. While high environmental standards are essential, it is equally important to have clear, predictable, and timely processes that enable the investments the country needs for growth. We need an agile, dynamic State that supports, recognizes, and strengthens the key role of

business in the development of Chile and its people.

Looking ahead, we see an opportunity to strongly resume a growth and productivity agenda that will enable new investments, strengthen the country's competitiveness, and fully leverage the potential of industries based on renewable resources.

We are convinced that the world will progressively move toward an economy based on renewable resources. In this scenario, wood and forest products will play an increasingly relevant role in the transition toward more sustainable materials and low-carbon economies.

Based on this conviction, we will continue to grow and contribute to this process, projecting from Chile to the world an industry that originates from nature and seeks to generate economic, social, and environmental value in each of the territories where it operates.

I would like to thank our employees, customers, suppliers, communities, investors, and shareholders for the trust placed in our Company. Thanks to this shared commitment, we will continue building ARAUCO's future with the same conviction that has guided our history.

Matías Domeyko Cassel

Chairman of the Board
ARAUCO



PURPOSE AND VISION: WE ARE ARAUCO

NCG 461 (2.1)

Our purpose

From nature and renewable resources, we contribute to people and the planet.

Our vision

Renewables for a better life

Our values

- > **Safety:** always first
- > **Good citizen:** we respect our surroundings and create value
- > **Excellence and innovation:** we strive to be better
- > **Commitment:** we work with passion
- > **Teamwork:** together we achieve more

This is ARAUCO

At ARAUCO, we are inspired by the possibility of creating a more sustainable world by using a renewable resource as essential as wood.

This inspiration is rooted in a deep respect for nature and in the conviction that, by responsibly managing our forests and resources, we can provide sustainable solutions that support the growth of people and markets, contributing to the care of the planet and generating a positive impact on communities.

We are inspired by the challenge of growing from renewable resources, addressing major global issues—such as climate change, biodiversity loss, and the need to transition toward a low-carbon economy—and transforming them into opportunities to innovate, invest, and expand our productive capacity. We are inspired by the potential of wood—a resource that grows, regenerates, and stores carbon—to replace fossil-based materials in industries such as paper, construction, packaging, furniture, apparel, retail, and energy.

Because we know that every product we manufacture from wood not only drives our business but also



Production facilities in
11
countries

19,100
direct employees

3,507
customers

Growth projects in
4
countries

advances the global transition toward more sustainable materials. We are inspired by our people and communities, because ARAUCO's growth is only possible if it goes hand in hand with the development of those who work with us and of neighboring communities. Therefore, our commitment is to promote a safe, inclusive, and collaborative culture, and to create shared value through dialogue, education, and local engagement. We are inspired by the opportunity to lead by example, demonstrating that it is possible to grow and generate economic, social, and environmental value simultaneously.

Our business model—based on innovation, efficiency, and sustainability—allows us to be a key player in the transition toward an economy where every action we take leaves a positive footprint for future generations.

And, of course, we are inspired by the opportunity to be renewables for a better life, transforming wood into solutions that support people's progress, drive local and global economies, and contribute to the sustainable development of the planet.

ARAUCO AROUND THE WORLD

NGC 461 (6.2.ii, 6.4.i)
SASB (CG-BF-000.B)
GRI (2-1)

UNITED STATES

- ▶ 5 panel plants.
- ▶ 1 resin plant.

MEXICO

- ▶ 2 panel plants, one chemical plant, and one pallet plant.
- ▶ 1 resin plant.

CHILE

- ▶ 1 million hectares (2.5 million acres) of forest assets, including 294 thousand hectares (726 thousand acres) of native forest for preservation, protection, and/or conservation.
- ▶ 4 pulp mills with 6 energy facilities¹.
- ▶ 2 panel plants including one energy facility.
- ▶ 2 plywood plants with one energy facility.
- ▶ 5 sawmills with 4 remanufacturing facilities and one energy facility.²

ARGENTINA

- ▶ 264 thousand hectares (652 thousand acres) of forest assets, including 120 thousand hectares (297 thousand acres) of native forest for preservation, protection, and/or conservation.
- ▶ 1 pulp mill with one energy facility.
- ▶ 2 panel plants including one energy facility.
- ▶ 1 resin plant.
- ▶ 1 sawmill with one remanufacturing facility.

URUGUAY³

- ▶ 153 thousand hectares (378 thousand acres) of forest assets, including 5 thousand hectares (12 thousand acres) of native forest for preservation, protection, and/or conservation.
- ▶ 1 pulp mill with one energy facility.

BRAZIL

- ▶ 354 thousand hectares (875 thousand acres) of forest assets, including 71 thousand hectares (175 thousand acres) of native forest for preservation, protection, and/or conservation.⁴
- ▶ 4 panel plants.
- ▶ 1 resin plant.

CANADA

- ▶ 2 panel plants.
- ▶ 1 resin plant.

We supply distribution centers and points of sale through the management of a logistics network reaching 205 destinations to which our products are delivered.

GERMANY⁵

- ▶ 3 panel plants.

SPAIN⁵

- ▶ 2 panel plants.
- ▶ 1 sawmill.

PORTUGAL⁵

- ▶ 2 panel plants.
- ▶ 1 resin plant.

SOUTH AFRICA⁵

- ▶ 2 panel plants⁶.



SALES OFFICES

- ▶ United States
- ▶ Canada
- ▶ Netherlands
- ▶ Peru
- ▶ Chile
- ▶ Mexico
- ▶ Colombia
- ▶ Brazil
- ▶ Argentina
- ▶ Costa Rica
- ▶ China

SALES REPRESENTATIVES

- ▶ South Korea
- ▶ Australia
- ▶ New Zealand
- ▶ Japan
- ▶ China
- ▶ United Arab Emirates
- ▶ Saudi Arabia
- ▶ Oman
- ▶ Qatar
- ▶ Bahrain
- ▶ Malaysia
- ▶ Cambodia
- ▶ India
- ▶ Indonesia
- ▶ Thailand
- ▶ Philippines
- ▶ Taiwan
- ▶ Vietnam

¹ It does not include the Licancel pulp mill, which has been indefinitely suspended since 2023.

² In June 2024, we indefinitely suspended operations at the El Colorado sawmill.

³ Includes 50% of operations, land, and plantations through a joint operation between ARAUCO and Stora Enso (a Swedish Finnish company).

⁴ ARAUCO's forest base in the state of Mato Grosso do Sul is composed of owned properties, usufruct agreements, and surface rights.

⁵ We own 50% of the facilities held by the Spanish company Sonae Arauco. In South Africa, one of the plants is not in operation.

⁶ One of the plants is currently out of operation.

ARAUCO IN FIGURES

Growing from renewable resources, transforming natural resources into sustainable solutions.

We are a company that produces and manages renewable forest resources. Through their integral use, we operate in areas such as pulp, wood products, panels, and energy.

Our products provide sustainable solutions that help our customers meet the demand for goods with positive environmental impacts.

In **2025**

1.8 million hectares (4.4 million acres) of forest assets

91% of total energy consumption comes from renewable sources.

19,100 employees

USD 6.084 billion in global sales.

7.6 million cubic meters of wood and panels produced.

27% of our forest assets are conservation areas of high social and environmental value.

First forestry company in the world certified as carbon neutral.

Total recordable incident rate: **0.36**

Adjusted EBITDA margin: **22%**

USD 10 million in social investment

81% of non-hazardous solid waste valorized, representing an increase of 10 percentage points compared to the previous year.

USD 47 million in environmental investment.

2,030 partner companies, representing 32,000 contract workers.

Investment projects underway in Chile, Brazil, Mexico, and Argentina.

USD 6.040 billion paid to local suppliers in the countries where we operate.

USD 43 million invested in R&D through Bioforest.

4.6 million tons of pulp produced.

1,051 MW of installed energy capacity.

OUR HISTORY

NGC 461 (2.2)

Growing from renewable resources is action. At ARAUCO, we believe that major challenges are addressed with strength, determination, and continuous effort.



OUR 2025 MILESTONES



- ▶ **Groundbreaking Ceremony for the Sucuriú Project in Brazil:** We officially marked the start of construction of ARAUCO's first pulp mill in the country. With an estimated investment of USD 4.6 billion, the new mill will be the largest in the world built in a single phase.
- ▶ **As of December 31, 2025, the progress of our main projects is as follows:** Sucuriú in Brazil (43%), OSB in Chile (63%), Puerto Esperanza Mill Modernization in Argentina (84%), Vikingo 2.0 in Mexico (74%), and Alacrán has already produced its first board in Durango, Mexico.
- ▶ **Energy Self-Generation:** In Argentina, we became an energy self-generator in the Wholesale Electricity Market. This milestone is part of the Puerto Esperanza Mill Modernization Project.

- ▶ **50th Anniversary of Constitución Mill:** The commemorative event brought together Company executives and employees, authorities, historical leaders, community leaders, and neighbors, marking a meaningful gathering of different generations that have been part of this history.



- ▶ **Bioforest Anniversary:** We celebrated 35 years of Bioforest's trajectory, advancing applied science, technology, and innovation in support of a more resilient, efficient, and future-ready forestry industry.
- ▶ **Financing for the Sucuriú Project in Brazil:** We successfully closed USD 2.195 billion in financing, with the participation of Finnvera, BID Invest, and International Finance Corporation.
- ▶ **Sustainable Hybrid Bond:** We issued the largest corporate bond in Chile's history for UF 20 million. In addition to its scale, this issuance marks the first time ARAUCO has placed a sustainable hybrid bond.

- ▶ **Expo Osaka:** We participated with our HILAM wood, which was used in the construction of the Chilean pavilion, representing a space for connection between Chile and Japan.



- ▶ **Partnership with the University of Concepción and ARAUCO:** We partnered to develop a pioneering forest genetic engineering platform aimed at creating trees more resilient to drought, frost, and pests, addressing climate change challenges and securing wood as a renewable resource for the future.
- ▶ **Member of the Executive Committee of Pacto Global Chile 2025:** Reaffirming our commitment to management that places people and the planet at the center.

- ▶ **Nature at the Core of the Business:** We joined as a TNFD Adopter and participated in the global Natural Capital Accounting pilot led by the International Sustainable Forestry Coalition. We are also part of Chile's Business Action for Biodiversity Plan led by Acción Empresas, which was recognized by the World Economic Forum.
- ▶ **ARAUCO at COP30:** We participated in 11 high-level panels and forums, addressing topics that connect nature, the economy, and climate action.
- ▶ **10 Years of Campus ARAUCO:** We celebrated 10 years of a partnership that has transformed technical education in Chile, distinguished by its impact through an educational model that combines theory and practice together with Duoc UC.
- ▶ **Capital Increase:** USD 450 million of the capital increase of up to USD 1.2 billion approved by the Shareholders' Meeting in October 2024 was subscribed and paid.



2025 RANKINGS AND RECOGNITIONS



- ▶ **Global 100 – Corporate Knights:** the annual ranking of the world’s most sustainable companies recognized us as the only company from Chile and Latin America among the top 25 most sustainable publicly traded companies.
- ▶ **International Award for the Chilean Pavilion at Expo Osaka 2025:** the pavilion “Makūn. The Mantle of Chile,” built with ARAUCO wood, was recognized by the Bureau International des Expositions with the “Thematic Development” award. This distinction highlights how the Chilean proposal integrated sustainability, culture, and nature into an inspiring space.



- ▶ **GLONI, THE EUCALYPTUS SPECIES DEVELOPED BY BIOFOREST, RECEIVES DOUBLE RECOGNITION**
 - ▶ **PwC Chile Innovation Award:** we received the award in the Established Company category, which recognizes organizations that transform knowledge into innovative solutions with a positive impact on society, the economy, and the environment.
 - ▶ **CPC Biobío Innovation Award:** we were recognized in the Large Company or Institution category, which highlights companies and institutions that are transforming the region’s productive future through talent, technology, and collaboration.



- ▶ **Merco Talento:** for the second consecutive year, we achieved 1st place in the forestry category in Merco Talento 2025 and remained among the top 50 companies nationwide.
- ▶ **Kaizen Awards Chile:** Operational Excellence Award – Forestry Sector, for the second consecutive year.



- ▶ **Best Paying Company:** for the third consecutive year, we were recognized as the best-paying company to SME suppliers in the forestry category.
- ▶ **Impacta+ Seal:** awarded by Enovus+ and IPLACEX, recognizing ARAUCO Wood Products’ commitment to training employees and communities.

- ▶ **Southern Business Summit:** our Company was recognized for its industrial innovation with Dissolving pulp.
- ▶ **CETIUC Award:** for the second time, we were recognized as the company with the best Information Technology service, according to the study conducted by the Information Technology Research Center of the Pontificia Universidad Católica de Chile (CETIUC).

- ▶ **Three CIMA Caminos Employees Among the Best Heavy Machinery Operators in Chile:** our representatives stood out in the Global Operator Challenge Finning – CAT, an international competition.
- ▶ **Business Action for Biodiversity Plan recognized by the World Economic Forum:** a unique initiative in Latin America of which we are part, recognized as a model of public-private collaboration to advance toward nature-positive economies.



- ▶ **Circular Awards:** together with 1KO, we won first place in the Ecodesign category for the “From the Tree to Your Home” handkerchief collection.



- ▶ **ICBC Foreign Trade Award:** recognition highlights our ongoing commitment to innovation, expansion into international markets, and job creation in the country.
- ▶ **Aguas Misioneras and Misiones Online:** we were recognized for our commitment to environmental stewardship and for being one of the main job creators in the province.
- ▶ **LA NACIÓN – Banco Galicia Agricultural Excellence Award 2025:** recognized in the Technological Innovation category, highlighting our leading-edge forest management.



- ▶ **Brazilian GHG Protocol Gold Seal:** for the second consecutive year, we received this award from the Fundação Getulio Vargas (FGV), granted to organizations that achieve the highest level of transparency and excellence in their greenhouse gas (GHG) emissions inventory.
- ▶ **HDOM Awards:** we were recognized as Company of the Year, highlighting our leadership in sustainability and innovation in the Brazilian forestry sector.
- ▶ **Paraná Climate Seal:** we received recognition in the External Market Classification A for the third consecutive year, a certification that highlights voluntary actions by municipalities, companies, and institutions to reduce greenhouse gas (GHG) emissions and combat climate change, contributing to the achievement of the Sustainable Development Goals (SDGs).



- ▶ **Recognition from the Federal Attorney for Environmental Protection:** we were recognized for actively participating in the “National Day for Chemical Emergency Preparedness and Response 2025.”



- ▶ **“1 Million Work Hours Safety Award”:** awarded by the Arkansas Department of Labor and Licensing, the MDP/Moulding team received this recognition for achieving 1,000,000 work hours without lost-time accidents.
- ▶ **“Accumulative Years Safety Award”:** awarded to our Malvern plant for maintaining three consecutive years without lost-time accidents (March 2022 – August 2025).
- ▶ **Sharley Pettit Award:** granted by the Arkansas SHARP/VPP Association, recognizing us as one of the companies with the lowest rates of workplace injuries and illnesses over the past three years, and for a strong contribution to workplace safety culture.
- ▶ **CPA Long Term Safety Award:** recognition for long-term safety performance based on zero lost-time incidents, awarded by the Canadian Pulp and Paper Association (CPA) to the Sault Ste. Marie mill in Canada.



- ▶ **Largest Free Zone Exporter of Goods:** recognized in 2nd place as a leading exporter of free zone goods by the Union of Exporters of Uruguay.
- ▶ **UEU – LATU Sustainable Management Seal Level 5:** the highest level of recognition that a Uruguayan exporting company can achieve, indicating optimized management across environmental, social, and governance (ESG) pillars. This is a continuous improvement tool developed by the Union of Exporters (UEU) and LATU.
- ▶ **Recertification as Authorized Economic Operator (AEO):** a voluntary certification granted by Customs to companies in the international logistics chain, demonstrating compliance with high standards of security and efficiency.
- ▶ **MERCO:** recognized as the company with the best corporate reputation in the sector.
- ▶ **MERCO Leaders:** the Country General Manager was recognized among the top 10 leaders with the best reputation in the country.
- ▶ **Recognition by Stora Enso:** the automatic irrigation project with computer vision was awarded winner in the Ambition category at the Stora Enso Innovations & Sustainability Awards 2025.

OUR PROJECTS: GROWTH ALIGNED WITH MEGATRENDS

NCG 461 (4.3)

We advanced steadily in key projects for growth. We modernized operations, strengthened competitiveness and generated new opportunities, always with a long-term perspective.



Sucuriú Project: A New Global Benchmark in Pulp and Renewable Energy

In April 2025, we began construction with the groundbreaking ceremony. As of December 31, 2025, the project reached 43% progress. Start-up is expected by the end of 2027.

The Sucuriú Project pulp mill represents a historic milestone for our Company, with an estimated investment of approximately USD 4.6 billion—the largest in ARAUCO’s history. The new mill—located in the state of Mato Grosso do Sul,

Brazil—will be the most modern and highest-capacity facility in the world, with a projected annual production of 3.5 million tons of pulp. The project incorporates state-of-the-art technology, advanced automation, and systems designed to maximize energy efficiency, reduce operating costs, and optimize emissions. Its infrastructure will include the largest chemical recovery boiler in the industry, a gasification plant that will generate biofuel for lime kilns, and a biomass boiler that will convert process residues into clean energy. In total, we will produce more than 400 MW of electricity, of which 200 MW will be used internally, while the surplus—enough to supply a city of more than 800,000 inhabitants—will be fed into the national grid.

The Sucuriú Project is a tangible example of how innovation, scale, and sustainability come together to create long-term value for people, the planet, and shareholders.

HIGHLIGHTS

- **Annual capacity:** 3.5 million tons of pulp
- **Total estimated investment:** USD 4.6 billion
- **Start-up:** end of 2027
- **Energy generation:** more than 400 MW (200 MW surplus to the national grid)
- **Focus:** Operational and energy efficiency, state-of-the-art technology, advanced automation, and modern environmental standards.



Moulding Line – Piên Plant

This milestone marks the expansion of the Company’s portfolio in the country, which until then had been focused on panel production, thereby strengthening its presence in the Wood Products business.

In March 2025, we implemented the first moulding production line in Brazil, located at the Piên Plant. The implementation of the project is being carried out in two phases. The first phase, already completed, included the installation and start-up of the first production line, with a capacity of 25,000 m³ per year. Once the second phase is completed, we will reach a total installed capacity of 50,000 m³ per year. ARAUCO’s mouldings in Brazil are manufactured 100% from MDF, a material with high strength, durability, and stability. This project reinforces the positioning of the



HIGHLIGHTS

- **Annual capacity:** 50,000 m³
- **Total estimated investment:** USD 7 million

Piên Plant as an export hub and strengthens ARAUCO’s integration in Brazil with the global strategy of the Wood Products business. The total estimated investment for the project amounts to USD 7 million, allocated to the implementation of both production lines.



New OSB Line at Trupán-Cholguán: Innovation for Sustainable Construction

The project achieved 63% progress, and we expect to produce the first OSB board in July 2026.

In 2024, we began construction of a new OSB panel production line at the Trupán-Cholguán Complex in the Ñuble Region, with an investment of approximately USD 100 million. This project allows us to modernize part of the former MDF1 line and incorporates state-of-the-art technology to optimize processes, reduce environmental impacts, and improve energy efficiency, with start-up scheduled for the third quarter of 2026. OSB panels—made from wood strands arranged in cross-oriented layers—offer strength, stability, and excellent thermal and acoustic

HIGHLIGHTS

- **Annual capacity:** 120,000 m³
- **Total estimated investment:** USD 100 million
- **Start-up:** third quarter of 2026
- **Products:** bare OSB panels and siding
- **Primary use:** residential and commercial construction

performance, making them a sustainable solution for residential and commercial construction. With this new line, we will produce “bare” panels and value-added siding, primarily for the local market, strengthening ARAUCO’s offering of renewable materials.





Wind Projects: Renewable Energy from Our Landscapes

In a context marked by the need to diversify the electricity matrix, ensure supply, and advance in non-conventional renewable energy sources, wind development plays a key role in our energy strategy, with two large-scale projects progressing within the Environmental Impact Assessment System (SEIA).

We submitted the Tulipanes Wind Farm to the Environmental Impact Assessment Service (SEIA), initiating its environmental impact assessment process. Meanwhile, for the Las Fresias Wind Project, we completed a key phase of the process by submitting its Technical Addendum and Citizen Addendum, responding to more than 300 comments raised during the public participation process. This project includes the construction and operation of 57 wind turbines, enabling us to reach a total installed capacity of up to 410.4 MW. Energy will be injected into the National Electric System. The project also includes a battery energy



storage system (BESS) and a 220 kV transmission line of approximately 28 kilometers. The construction phase is expected to take approximately 19 months and will generate demand for related services, primarily in civil works, transportation, and logistics. In the case of the Las Fresias Project, we are considering the installation

HIGHLIGHTS

Tulipanes Wind Farm, Chile

- Capacity: 410.4 MW
- 57 wind turbines

Las Fresias Wind Project

- Capacity: 310 MW
- 43 wind turbines

of 43 wind turbines with an installed capacity of up to 310 MW, in addition to an energy storage system and its associated transmission infrastructure.

Both projects are part of a shared roadmap aimed at consolidating a wind energy platform in southern Chile.



Vikingo 2.0 and Alacrán Projects: Industrial Expansion in Mexico and North America

During 2025, we strengthened our growth strategy in Mexico with significant progress in two key industrial projects: Vikingo 2.0 and Alacrán, which will enhance production integration and expand the offering of sustainable solutions for the furniture and construction markets.

At the Vikingo 2.0 Project, located at the Zitácuaro plant, we continued its development, achieving significant progress in construction and equipment installation. This new production line will increase our MDF and melamine panel manufacturing capacity, positioning us as a regional benchmark in these products. Start-up is expected in 2026. In parallel, at the Alacrán Project at the Durango plant, we progressed toward the testing phase, marking a new milestone in the Company's industrial integration in Mexico. This complex — which includes a

HIGHLIGHTS

Vikingo 2.0: new MDF line in Zitácuaro, Mexico

- Capacity: 300,000 m³ per year
- Estimated investment: USD 361 million
- Start-up: 2026

Alacrán: impregnation center and melamine line

- Estimated investment: USD 43 million
- Total capacity: 2.5 million units per year
- Start-up: commissioning in progress, with the first board produced in July 2025.

paper impregnation center and a new melamine line — began initial operational testing during the second half of 2025, preparing for the start of commercial operations. Its development strengthens ARAUCO's supply capabilities in Mexico, the United States, and Canada, and expands the offering of higher value-added products.



Puerto Esperanza Mill Modernization: Improvements to Optimize Processes

This project aims to modernize key equipment, replace certain technologies, and implement overall infrastructure improvements. In doing so, we seek to achieve greater production stability, optimize operating costs, and extend the useful life of the mill.

The project includes 237 investment initiatives totaling USD 170 million, of which 84% has already been executed and is expected to be completed during 2026.

The investments implemented are already generating visible benefits in daily operations, including increased

reliability of critical equipment, asset standardization through replacements and upgrades that harmonize technology and facilitate operations, improved operational stability that reduces unplanned downtime and supports production continuity, among others. All of this will enable improvements in Overall Equipment Effectiveness (OEE), as well as a reduction in CO₂ emissions.

HIGHLIGHTS

- Estimated investment: USD 170 million
- 198 projects executed
- 237 total investments under the project



STRATEGY AND GROWTH

VALUE CREATION THROUGH THE FULL USE OF THE TREE

renewables
for a
better life



ENERGY

Energy from biomass (branches, bark, sawdust, lignin).



PULP

Various types of printing and writing papers, tissue paper, packaging papers, filters, and products such as fiber cement, diapers, and feminine hygiene products, among others.



WOOD AND PANELS

Sawn wood products, remanufactured wood, and mouldings with different levels of finishing, appearance, and value-added processes.

GLOBAL MEGATRENDS

NGC 461 (4.1)
SASB (CG-BF-410a.1)
TCFD (Strategy)
GRI (2-6)

POSITIVE IMPACT:

We are a relevant player in the transition toward a more sustainable and renewable future, managing forests that capture carbon and developing forest-based products that store it and replace materials with higher environmental impact.

Our business strategy is built upon some of the major transformations the world is facing: the fight against climate change, biodiversity loss, the need for new renewable materials, technological advancement, and the evolution of global supply chains.

From our role as a forestry and industrial company, we address these megatrends by integrating them into the core of our business, with the objective of generating positive impact and long-term value.





Contributing to Global Decarbonization

The advancement of the climate crisis requires efficiently reducing greenhouse gas (GHG) emissions and promoting low-carbon economies. To limit the increase in global temperatures, it is essential to replace fossil-based materials with renewable and nature-based alternatives.

As a company, we have the experience and capabilities to play a relevant role in this transition, through our forests that capture carbon and our wood-based products that store it, while also replacing emission-intensive materials in sectors such as construction, packaging, and energy. In addition to contributing to global decarbonization, this also motivates us to participate in carbon markets to maximize the impact of our mitigation efforts and to generate value for the business.



Protecting Biodiversity Through Conservation

The conservation of biodiversity and the strengthening of natural capital are essential conditions for the resilience of the planet and of the productive activities that depend on nature.

At ARAUCO, we manage our forests and ecosystems with a long-term approach, integrating conservation, restoration, and responsible forest management. We collaborate in the protection of species and safeguard areas of high environmental value, advancing toward a Nature Positive approach, where our actions seek to generate net benefits for biodiversity, exceeding and compensating for the impacts associated with our operations.



Leaders in the Circular Economy

The circular economy is an economic model that seeks sustainability and efficiency in the use of resources, based on reuse, repair, and recycling. It represents a key opportunity to transition toward more efficient and regenerative production models.

Our forests and products allow us to fully utilize forest resources and play a leading role in this new model, as we manufacture sustainable products and promote the reuse and valorization of industrial waste, extending the life cycle of materials and strengthening a model based on renewable resources.



Technology in Sustainability Service

Improving productivity and traceability from forest to final customer, and monitoring water and forest resources, are key enablers for enhancing productivity, traceability, and environmental management.

At ARAUCO, we are implementing digital systems that support these efforts, while also strengthening business sustainability. By incorporating digital technologies and artificial intelligence, we can monitor our resources in real time, optimize production processes, generate competitive advantages, and ensure compliance with international standards, reinforcing both sustainability and competitiveness.



Responsible Supply Chains

Consumers and other stakeholders increasingly demand transparency regarding product origin and impact.

We implement traceability systems that ensure our raw materials come from responsible and sustainably managed sources, strengthening trust in our value chain and contributing to more demanding and responsible markets.



Attractive for ESG Investment

ESG criteria (Environmental, Social, and Governance) have become a key factor for access to financing and long-term competitiveness.

At ARAUCO, we participate in global initiatives, adopt ESG commitments in our operations, issue sustainable bonds, and align with international standards such as GRI, SASB, and TCFD. In this way, sustainable financing becomes an enabler of our strategy, supporting business growth and the generation of positive impact.

OUR CORPORATE STRATEGY

NGC 461 (4.2)
SASB (CG-BF-410a.1)
TCFD (Strategy)
GRI (2-6)

Our corporate strategy is based on a model that brings together nature and project development to create value.

From forest management to industrial innovation, we seek to create shared value, promote renewable bioeconomies, and develop nature-based solutions that contribute to people and the planet.

Wood is the core raw material for designing sustainable products that provide advantages across various industries.

Our operations and products aim to:

- ▶ Ensure business continuity through responsible forest management: we conserve **integrated and resilient landscapes** and ensure their long-term regeneration and vitality.
- ▶ Generate **sustainable products** that **store carbon**: pulp, wood products, panels, and renewable energy are part of our portfolio.
- ▶ Make full use of renewable resources: through them, we develop solutions that **replace fossil-based materials**, store carbon, and help mitigate climate change.



- ▶ Capture opportunities in global markets: we strengthen our competitiveness through **innovation, responsibility, and sound management**.
- ▶ Positively impact local communities: we contribute to **the social, economic, and environmental development of**

the areas where we operate.

- ▶ Adopt **international standards**: in risk management and in fulfilling the commitments we undertake.

In this way, the management of our plantations and forests, and the responsible and renewable production of our products, are at the core of our corporate model.

This model includes actions and commitments that positively contribute to the well-being of society and the environment, through renewable solutions, products, and alternatives that improve people's quality of life.

OUR STRATEGIC PILLARS

GRI (2-6)

From nature and renewable resources, we contribute to people and the planet.



CORPORATE SUSTAINABILITY OBJECTIVES

NGC 461 (4.2)
SASB (CG-BF-410a.1)

Being renewables for a better life is our vision. As such, it drives us to define a plan that sustains our positive impact into the future—not only environmentally and socially, but also economically—allowing us to continue growing as a company. This path guides us toward specific objectives that ensure our day-to-day activities, grounded in nature and renewable resources, contribute to people and the planet.

We Conduct Materiality Analysis to Prioritize

NGC 461 (3.6.ii.e)
GRI (3-1; 3-2; 3-3)

Across our value chain, both for our Company and for our stakeholders, there are various sustainability and climate change-related topics that must be addressed. Identifying and prioritizing them is made possible through our Materiality Matrix, which is developed by reviewing information on topics relevant to the Company and to our internal stakeholders.

From an internal perspective, the objective is to understand the business’s material topics and those relevant to internal stakeholders. From an external perspective, the aim is to identify and prioritize impacts on the environment and the relevance of these topics for external audiences. The identified material topics were validated by

ARAUCO’s People and Sustainability Management.

The double materiality process also allows us to consider the expectations and information needs of all stakeholders.

During 2025, we conducted a preliminary materiality and gap analysis aimed at identifying

potential nature-related impacts, as well as dependencies, risks, and opportunities at a general level across ARAUCO’s direct operations and value chains, laying the groundwork for more comprehensive future assessments. The tool used, developed by the Science Based Targets Network (SBTN), analyzes

12 impact categories related to biodiversity, including land, water, and marine use change; resource exploitation; climate change; among others.

During 2026, we will continue working to deepen the materiality analysis and to identify the organization’s most significant risks.

Materiality Matrix



Corporate Sustainability Targets

NGC 461 (4.2)
SASB (CG-BF-410a.1, RR-PP-110a.2)
TCFD (Metrics and Targets)
GRI (3-3; 302-4)

Dimensions	SDGs	Commitments and Targets	2025 Progress
People			
Employees		To be a world-class company in safety indicators.	We recorded an incident rate of 0.36, representing a 23% reduction compared to 2024.
		Continuing advancing toward an inclusive culture that values people based on their talent, promoting processes that enable access, development, and advancement of diverse talent.	Of our total workforce, 15% are women, of whom 13% hold leadership positions, including directors, supervisors, managers, and senior management. 1.4% of our total workforce are people with disabilities.
		Enable continuous professional development for high performance, growth, and future employability, with an emphasis on responsible leadership.	17,332 employees (91% of the total workforce) participated in training programs.
Communities		Support the development of the municipalities where we operate.	We continued implementing our local development programs focused on the communities where we operate.
		Maintain formal and ongoing dialogue mechanisms.	497 community engagements with 1,199 participants in Chile, Brazil, and Argentina.
Customers		100% of our facilities certified under chain of custody.	100% of our facilities certified.
		Maintain more than 95% of our forest assets certified under responsible forest management.	83% of our forests are certified. Certification coverage declined compared to 2024 due to land rights acquisitions in Brazil, which are currently undergoing certification.
Suppliers		Maintain over 75% of purchases from SMEs in Chile within the five regions where we have industrial and forestry operations.	75% of SME purchases in Chile were made within the five regions where ARAUCO operates.
		Continue expanding the Juega Local program to other countries where ARAUCO operates.	We continued growing in Brazil, with purchases totaling USD 191 million from 1,957 micro and small enterprises.
		Maintain more than 90% of the wood supplied certified.	98% of supplied wood is certified.
Investors		Invest USD 100 million in R&D by 2030.	USD 43 million invested in R&D through Bioforest.
Planet			
Climate Action		Continue reducing CO ₂ emissions intensity by 2030.	We reduced our absolute emissions by approximately 180,000 tCO ₂ e, driven by several factors, including lower fossil fuel consumption and reduced maritime transport emission factors.

Dimensions	SDGs	Commitments and Targets	2025 Progress
		Increase energy efficiency in processes to reduce average energy intensity in the pulp and energy business by 25% compared to 2019 by 2050 in Chile.	We achieved a 4% reduction in energy consumption in 2025, driven by the implementation of various energy efficiency initiatives across our mills.
		Reduce energy consumption in the Wood Products business in Chile by 1.3% by 2027.	26% progress. The plan includes five initiatives across different plants involving technological upgrades, adaptation, and equipment standardization to reduce energy consumption.
Biodiversity Conservation			
		No conversion of natural ecosystems across all our operations since 2003.	ARAUCO has maintained its commitment to no replacement of native forests since 2003.
		Maintain 30% of our forest assets as protected and conservation areas by 2030. ⁷	27% of ARAUCO's forest assets correspond to native forest and protected areas of high social and environmental value. This decreased due to land rights acquisitions in Brazil, which are under development to supply the future Sucuriú project.
		Restore 25,000 hectares (61,776 acres) of native forests by 2050.	To date, we have 9,952 hectares (24,592 acres) of native forest restored and/or under restoration. ⁸
		Measure and inventory natural capital within our forest assets.	We joined an international project to pilot the application of Natural Capital Accounting principles, aiming to quantify the tangible value of ecosystem services provided by forests alongside wood production.
		Maintain and improve conservation and biodiversity levels, considering 22 species of flora and fauna present in our forest assets in Chile.	Based on the management of High Conservation Value Areas, monitoring results indicate that at least population levels of these species have been maintained.
Bioeconomy		Continue advancing toward 100% non-hazardous waste valorization by 2030.	81% of non-hazardous industrial solid waste was valorized in 2025 across Pulp and Energy and Wood Products.
Water		Reduce water withdrawal per ton of pulp by 30% by 2030. ⁹	The Pulp business achieved a 22% reduction in water consumption per ADt of pulp produced compared to the 2020 baseline.
		Implement Watershed Management Plans for all critical watersheds within our forest assets in Chile by 2030. ¹⁰	Management plans have been implemented in 100% of ARAUCO's critical watersheds in Chile.

7 This target integrates and replaces two commitments reported in previous years: (1) maintaining and expanding the network of High Conservation Value Areas, and (2) protecting and conserving approximately 500,000 hectares (1.2 million acres) of native forest designated for preservation, protection, and/or conservation. As of 2025, both commitments are consolidated into a single indicator that more clearly and consistently reflects the full scope of our forest assets managed under conservation criteria.

8 Within the framework of the restoration target defined for Chile, the variation in the area under restoration is driven by an adaptive management approach aligned with the TNFD framework. Plantations prioritized for restoration remain under productive management until harvest, at which point ecological restoration begins, followed by an evaluation period of up to three years aimed at verifying native regeneration response and maintaining a high ranking in terms of contribution to nature positive outcomes. Nature positive contribution ranking is based on a systematic planning process with explicit objectives and local verification. This approach prioritizes sites with greater potential for risk mitigation and for generating opportunities related to biodiversity and ecosystem services.

9 This target replaces the previous formulation "Advance in the strategic and efficient management of water." This adjustment makes the target more precise, measurable, and consistent with current reporting standards, while maintaining the same objective of improving water management in our operations within the pulp business, which accounts for 97% of ARAUCO's total water withdrawal.

10 This target replaces the previous commitment to "Expand the scope of our Desafío Agua program," adopting a more specific formulation focused on the comprehensive management of water resources through Watershed Management Plans in critical areas of our forest assets, which are concentrated in Chile and represent 69,000 hectares (170 thousand acres) of ARAUCO-owned land.

OUR STAKEHOLDERS: A STRENGTHENING RELATIONSHIP

NGC 461 (3.1.iv, 3.7.i, 3.7.ii, 6.1.v, 6.3)
GRI (2-29)

We understand that our global presence entails significant responsibility toward a broad range of stakeholders. Their performance is central to our operating and value creation model, ensuring its continuity, as each plays a key role in fostering innovation and the continuous improvement of our products. They also strengthen our commitment to environmental stewardship, promoting local economic development, conservation, and the responsible management of natural resources. We identify our stakeholders through an ongoing process of dialogue and engagement, considering both their impact on our operations and the influence our activities have on them. Ongoing communication, supported by dialogue and participation mechanisms, is essential in this relationship, recognizing that diverse perspectives and objectives contribute to building strong connections. Accordingly, understanding and addressing stakeholder needs has enabled us to develop a robust strategy aligned with their expectations.

Clear and effective communication channels with neighboring communities are designed to reduce potential adverse impacts. In Chile, we measure our reputation by surveying local communities on their perception of the present and future of their municipalities through the Local Reputation Index. Our Sustainability, People, Public Affairs, Communications, Legal/Compliance, Procurement, Commercial, and Investor Relations teams are responsible for addressing stakeholder inquiries, clarifying key risks, financial, economic, or legal matters, and the Company's business activities. They are also responsible for the continuous improvement of communication processes. In this regard, we have implemented a process aimed at optimizing the preparation and dissemination of our communications to the market, ensuring that they are clear, understandable, and timely. To this end, we review corporate reports and publications, update internal communication guidelines, and adopt international best practices in disclosure. When necessary, we implement corrective actions accordingly.



On an annual basis, based on stakeholder feedback and applicable regulatory changes, we review our communication processes. Additionally, when changes in the regulatory environment, new improvement opportunities, or evolving stakeholder needs are identified, we conduct further reviews. Digital tools for document management and feedback analysis also support the monitoring of communication performance, enabling agile adjustments to our processes.

In parallel, we are supported by external experts in corporate communications, sustainability, and market regulations, who help ensure that our reports and disclosures are consistent, transparent, and aligned with the best global practices.

The activities that impact on our stakeholders are reflected across each of the pillars of our sustainability strategy. These pillars are designed to generate shared value, promote sustainable development, and effectively

respond to the expectations and needs of each stakeholder group. Recognizing the dynamics of digital communication and the need to maintain active engagement with communities and stakeholders, we maintain multiple open channels, platforms, and tools, including telephone lines, websites, email accounts, and social media platforms such as Facebook, Instagram, YouTube, LinkedIn, and X. In Chile, Peru, Colombia, Argentina, Brazil, the United States, and Mexico, we operate 24 corporate platforms: seven on Facebook, nine on Instagram, and five on LinkedIn, in addition to global accounts on X, YouTube, and TikTok.

Our digital community reaches 1,863,561 users worldwide: 392,571 are new followers in 2025, representing a 27% increase compared to 2024. Meanwhile, our website recorded 1,912,828 total visits during 2025 from different countries.

As a global company, we actively seek opportunities to enhance our

contribution to the Sustainable Development Goals (SDGs). In line with this, we are committed to the principles of the United Nations Global Compact and the UN Guiding Principles on Business and Human Rights, and since 2025 we have been part of the Executive Committee of Pacto Global Chile, the main governing body through which management processes for decision-making and representation of the Local Network are conducted. Our specific commitments aligned with the United Nations SDGs are presented as part of ARAUCO's sustainability targets.

To reinforce these commitments, ARAUCO has implemented policies aligned with international sustainability and human rights standards, establishing principles in environmental, social, and governance matters, as well as our Natural Capital Strategy, which measures and manages the Company's impact on nature, strengthening conservation efforts.

Through these commitments and

policies, ARAUCO actively contributes to sustainable development by ensuring that our operations generate a positive impact on the environment, communities, and the economy.

Effective Communication: Engagement Channels and Communications

To ensure ongoing communication with our stakeholders, in addition to the mechanisms already described, we maintain various communication channels and procedures that deepen our understanding of the needs and expectations of different stakeholder groups. In addition, a Complaints channel is available to anyone who wishes to access it.

To ensure a shared framework of understanding with our stakeholders, we have guidelines and policies of various kinds.

Stakeholder	Main Channels	Policies and Documents Guiding Our Actions
Employees and Contractors	<ul style="list-style-type: none"> Direct dialogue In-person meetings Video conference meetings Training sessions Emails Digital platforms Working groups Conferences Complaints channel 	<ul style="list-style-type: none"> Code of Ethics Safety, Occupational Health, Environment, and Quality Policy Climate Change Policy Crime Prevention Policy and Model Human Rights Policy Supplier Code of Conduct Diversity, Equity, and Inclusion Policy Gifts and Invitations Policy Free Competition Principles and Regulations Biodiversity and Ecosystem Services Policy Conflicts of Interest and Public Officials Engagement Policy

Stakeholder	Main Channels	Policies and Documents Guiding Our Actions
Local Communities and Indigenous Peoples	<ul style="list-style-type: none"> Dialogue roundtables Community consultations Participatory monitoring of commitments Open houses Communication and response channels General mill shutdowns Künü Emergency operational committees 	<ul style="list-style-type: none"> Code of Ethics Crime Prevention Policy and Model Community Investment Policy Human Rights Policy Mapuche Community Engagement Policy Safety, Occupational Health, Environment, and Quality Policy
Customers and Suppliers	<ul style="list-style-type: none"> Trade fairs Conferences In-person meetings Video conference meetings Marketplace and digital platforms Training sessions General mill shutdowns Working groups Emails 	<ul style="list-style-type: none"> Code of Ethics Crime Prevention Policy and Model Gifts and Invitations Policy Human Rights Policy Compliance Program on Free Competition Principles and Regulations Safety, Occupational Health, Environment, and Quality Policy Supplier Code of Conduct
Opinion Leaders	<ul style="list-style-type: none"> Dialogue roundtables Participatory monitoring of commitments Communication and response channels General mill shutdowns Forestry roundtables Emergency Operational Committees (EOC) Corporate commitments with external initiatives Participation in public consultation processes for regulations and public policies 	<ul style="list-style-type: none"> Code of Ethics Crime Prevention Policy and Model Gifts and Invitations Policy Conflicts of Interest and Public Officials Engagement Policy Community Investment Policy
Shareholders and Investors	<ul style="list-style-type: none"> Quarterly earnings presentations to the CMF Filing of Form 20-F with the Securities and Exchange Commission Conference calls and regular in-person meetings with investors Participation in conferences 	<ul style="list-style-type: none"> Code of Ethics Crime Prevention Policy and Model Policy for Determining Distributable Net Income Recurring Transactions Policy Dividend Policy Market Information Disclosure Policy Finance, Liquidity, and Derivatives Policy Corporate Risk Policy Compliance Program on Free Competition Principles and Regulations Policy on Services Provided by ARAUCO's External Auditors Policy for the Hiring of Advisory Services to the Board of Directors Procedure for the Preparation of Financial Statements Procedure for the Preparation of the Integrated Report

COMMITMENT TO HUMAN RIGHTS

SASB (RR-FM-450a.2)
GRI (2-25; 2-26; 2-29; 411-1)

Our Human Rights Policy declares our commitment to respecting the human rights set forth in the United Nations Universal Declaration of Human Rights, establishing principles and guidelines that govern ARAUCO's conduct in its relationships with employees, customers, suppliers, contractors, and in its engagement with communities neighboring our operations. In this regard, our operations are carried out in compliance with applicable regulations and with respect for the rights of Indigenous peoples, employees, contractors, and neighboring communities.

In 2024, we conducted SMETA audits for the first time at the Arauco Plywood and Nueva Aldea facilities in Chile, reaffirming our commitment to best practices in business ethics, labor rights, health and safety, and environmental management. This assessment, based on the Sedex Members Ethical Trade Audit (SMETA) methodology, allows us to identify opportunities for continuous improvement and ensure compliance with high international standards across our operations.

In Brazil, at the beginning of 2026, we signed a Mutual Cooperation Agreement between ARAUCO, the Municipality of Inocência, and two coordinating bodies of the Mato Grosso do Sul State Court—the Coordination for Women in Situations of Domestic and Family Violence and the Coordination for

Children and Youth. In addition, we supported the public campaign “No Means No” led by the Public Prosecutor’s Office of the State of Mato Grosso do Sul, widely promoted across municipalities during the Carnival period. This initiative aimed to reinforce ARAUCO’s position in addressing different forms of violence, including harassment, sexism, and misogyny, reaffirming our commitment to respect and safety for all individuals. These partnerships are aligned with ARAUCO’s commitment to combating Gender-Based Violence

(GBV) and Violence Against Children and Adolescents (VAC) in the 11 municipalities within ARAUCO’s area of influence in Mato Grosso do Sul: Água Clara, Aparecida do Taboado, Brasilândia, Cassilândia, Chapadão do Sul, Inocência, Paraíso das Águas, Paranaíba, Ribas do Rio Pardo, Selvíria, and Três Lagoas. The objective is to contribute to these agendas through educational and awareness programs targeting ARAUCO employees, the public protection and violence response network, and the broader community, disseminating information on rights

and responsibilities, reporting mechanisms, and support and assistance networks, in line with national and international human rights frameworks. ARAUCO’s coordination with these public institutions reflects joint interinstitutional efforts to implement integrated actions to prevent and address violence against women, children, and adolescents, promoting gender equality and the protection of vulnerable groups’ rights, and contributing to the development of a peaceful, inclusive, and sustainable society.



Human Rights: Priority Actions

Communication and Response Channels

In Chile, our Integrated Management System for handling suggestions and complaints aims to maintain fluid communication with our various stakeholders. Through a call center and a web platform, it receives and processes telephone and digital communications, correspondence, and dedicated forms.

- ▶ In 2025, the integrated management system in Chile received 719 contacts through its call center and web platform.
- ▶ We also maintain a Complaints channel available to anyone wishing to submit a complaint, claim, or suggestion, including employees, contractors, customers, neighboring communities, and any third party. This channel, accessible through the Company’s website, is managed by an independent third party, ensuring confidentiality and anonymity when requested by the reporting party.

Environmental and Social Risk Assessment

At a global level, the Environmental and Social Risk Assessment provides information on environmental and social aspects associated with our forestry operations. It considers general operational aspects, identification of surrounding communities and related elements such as heritage, water intake points, areas of social interest, prior conflicts, public infrastructure, connectivity, easements, biodiversity, among

others. This information enables the implementation of preventive or mitigation measures, along with defined timelines and responsibilities. Activities such as road construction, gravel production, storage and transport, thinning, harvesting, transport, processing, biomass production and transport, chemical applications, consolidation, interface management, and fuel reduction are specifically identified for Environmental and Social Risk Assessment.

- ▶ In addition, we carry out other stakeholder engagement processes to inform about planned operations and to establish socio-environmental commitments regarding potential landscape impacts. These Community Participation and Consultation processes include participatory monitoring of compliance with agreed commitments, with local communities playing a leading role.
- ▶ Our Socio-Environmental Aspects and Impacts Matrix and control plans within the Integrated Management System are updated with identified aspects and implemented measures.
- ▶ During 2025, 497 community consultations were conducted with the participation of 1,199 local stakeholders.

Indigenous Peoples

SASB (RR-FM-450a.1)
GRI (411-1)

- ▶ ARAUCO maintains an unwavering commitment to respecting the human rights of Indigenous peoples. To this end, we have a Mapuche Community Engagement Policy, which establishes the basis of our relationship under principles of recognition and respect, with community consultation as its primary implementation tool.
- ▶ In recent years, Indigenous communities have expressed increasing concern regarding the preservation of their culture, traditions, territories, resources, and living conditions. This has led to strong participation in consultation processes related to forestry operations, fostering constructive dialogue and enabling actions to minimize and mitigate potential impacts.
- ▶ While we manage forest assets in Brazil, Uruguay, Chile, and Argentina, only in the latter two countries do we operate near areas inhabited by Indigenous communities.
- ▶ In 2025, 38 Indigenous consultations were conducted, involving 146 representatives of organizations neighboring our operations in Chile and Argentina. In these contexts, ARAUCO has established specific intercultural engagement mechanisms aligned with national and international standards, including FSC® Responsible Forest Management requirements.

- ▶ In the event of complaints, claims, or conflict resolution needs involving Indigenous communities, we use the same grievance and conflict resolution mechanism available to local communities. This mechanism is actively communicated during meetings or when specific complaints arise. Its scope and assurance of a fair, bilateral, and trust-based process are primarily communicated during community consultation processes prior to forestry operations and through presentations to municipalities.
- ▶ In general, disputes involving Mapuche communities reported through this mechanism are related to land use or ownership claims. In Chile, since 2014, nearly 5,000 hectares (12,355 acres) have been transferred to communities through legal mechanisms defined by the State under Indigenous Law No. 19.253.
- ▶ During 2024 and 2025, we further strengthened the management of disputes, emphasizing the need to reestablish relationships with Indigenous communities where potential conflicts may exist.
- ▶ Although 121 Mapuche-related claims remained recorded in Chile during 2025, progress has been made in cases where there had previously been no ongoing dialogue processes.

Occupational Health and Safety

- ▶ As our first value, safety is a priority and, therefore, a matter of permanent concern. Accordingly, we implement short- and long-term initiatives to improve our performance in this area and in occupational health.
- ▶ Improvements in occupational health and safety are permanently promoted and encouraged, both in the short and long term. In this regard, safety objectives are linked to compensation.

Fair Work

- ▶ Chain of custody: all divisions and industrial complexes are certified and audited.
- ▶ Diversity, Equity, and Inclusion Policy: applied across all our businesses and subsidiaries.
- ▶ Code of Ethics: applicable to the entire Company and its subsidiaries, including aspects of the Human Rights Policy.
- ▶ Diversity, equity, and inclusion: actively promoted, maintained, and ensured across the Company, with a long-term commitment.
- ▶ Freedom of association: respected in all countries where we operate.
- ▶ Fair and competitive compensation globally: we place special emphasis on pay equity between genders and on providing fair wages to all employees.

ABOUT THIS REPORT

NCG 461 (1)
GRI (2-2; 2-3)

Consolidation of Integrated Report Information

In order to report on our economic, social, and environmental performance for the period between January 1 and December 31, 2025, we are publishing this Integrated Report for the fourth consecutive year.

This document has been prepared in accordance with the requirements of General Standard No. 461 issued by Chile's Financial Market Commission, incorporating the Global Reporting Initiative (GRI) sustainability reporting standards; the recommendations of the Task Force on Climate-related Financial

Disclosures (TCFD) for climate-related risks; and the Sustainability Accounting Standards Board (SASB) standards applicable to the wood products, forest management, and pulp and paper industries. Independent third-party verification, which ensures the reliability of the information presented in this report, was conducted by Deloitte. The detailed statement is included in the "FINANCIAL REPORT" section.

Data Scope

This report was prepared by reviewing, compiling, and presenting consolidated information from industrial and forestry operations in Chile, Argentina, Brazil, Uruguay, Mexico, the United States, and Canada. Unless otherwise indicated, the consolidated performance figures presented herein refer to the parent company, Celulosa Arauco y Constitución S.A., and to all entities in which it directly or indirectly holds more than 50% of the voting rights. The report also includes joint operations of Montes del Plata in Uruguay. The performance of Sonae Arauco operations is excluded, as we report only on entities in which we hold more than 50% of voting rights (with the exception of Montes del Plata). However, Sonae Arauco's operations and projects are referenced descriptively when relevant. Financial information has been prepared in accordance with International Financial Reporting Standards (IFRS). The reporting currency is the U.S. dollar. Additionally, this report includes Communication on Progress as part of ARAUCO's commitment to the United Nations Global Compact and the Sustainable Development Goals (SDGs).





GOVERNANCE, ETHICS, AND RISK

The Code of Ethics applies to all our employees.

3,507
customers worldwide.

22% adjusted EBITDA margin

USD 6.084
billion in sales

USD 2.445
billion investment

OUR KEY ACHIEVEMENTS: FIGURES, TARGETS, AND COMMITMENTS

Growing from renewable resources, with integrity, responsible decision-making, and a long-term vision.

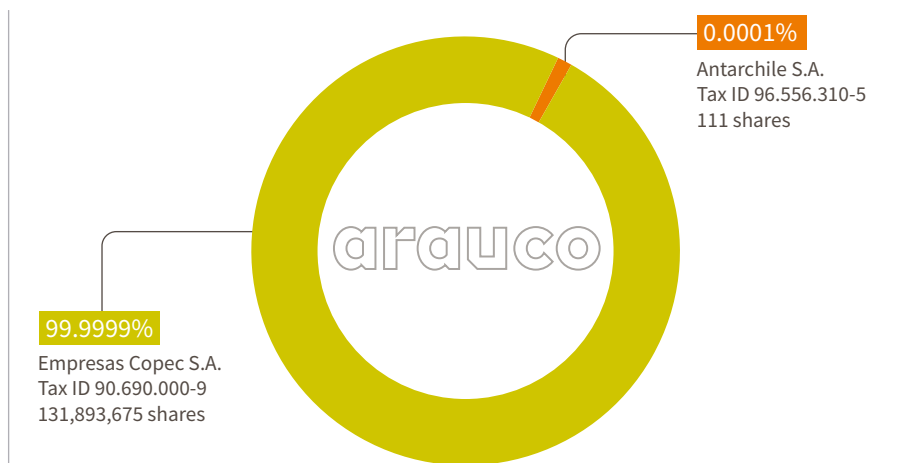


CORPORATE GOVERNANCE

NCG 461 (3.1, 3.1.i, 3.3.vi, 3.5)
TCFD (Governance)
GRI (2-9)

At ARAUCO, the leadership of our Corporate Governance is grounded in ethics and a continuous commitment to the environment and our stakeholders. In this regard, we have incorporated integrity, sustainability, and climate change into our business agenda and objectives. Formally, we have not adhered to a specific corporate governance standard or code issued by a national or international public or private organization. Nevertheless, we voluntarily adopt a range of best practices in this area. Currently,

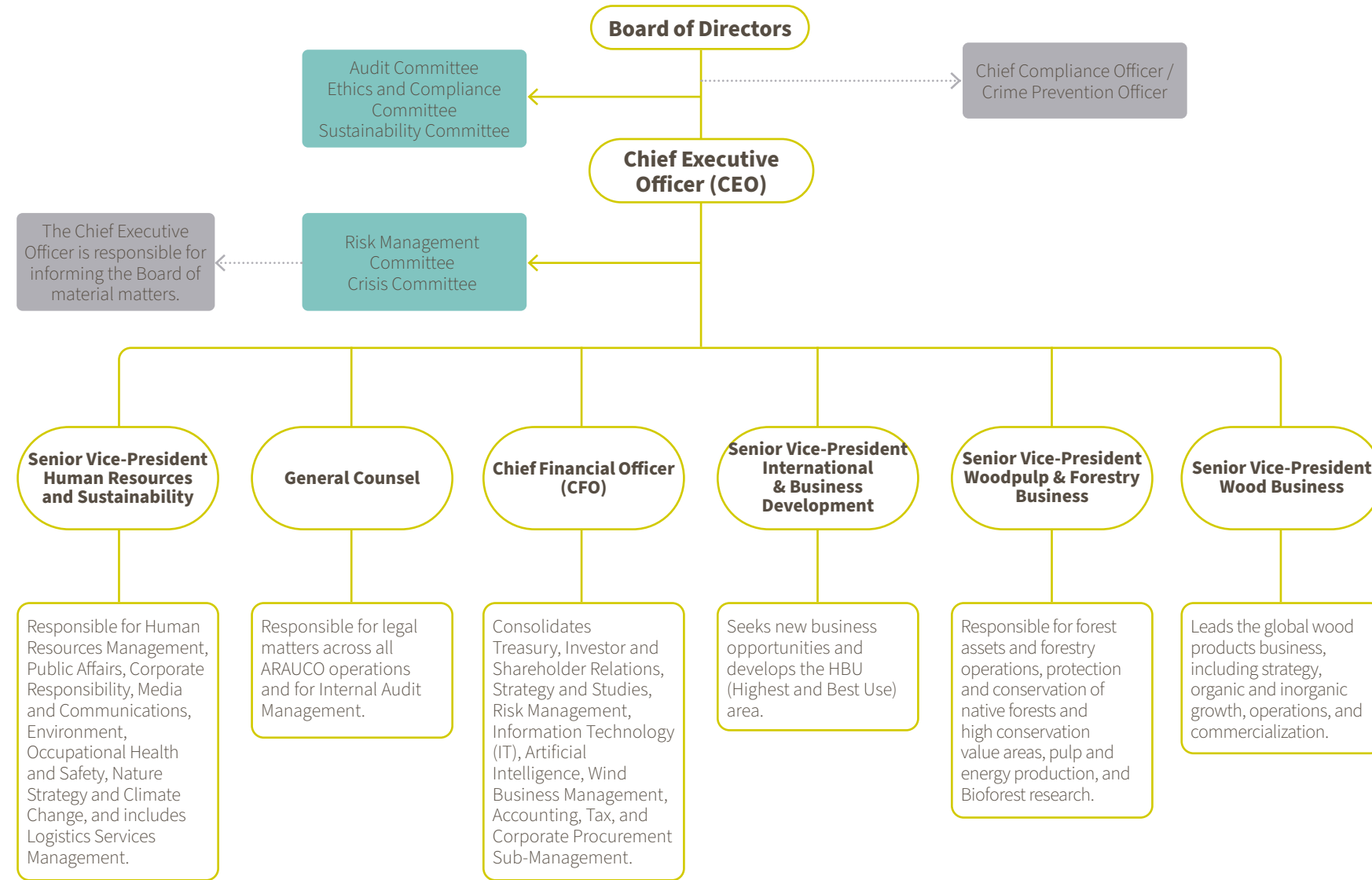
99.9999% of the ownership of Celulosa Arauco y Constitución S.A. is held by Empresas Copec S.A., a holding company whose main interests are in the forestry, energy, fuel distribution, fishing, and mining sectors. The national and international regulatory entities with supervisory authority over our Company are the Comisión para el Mercado Financiero (CMF) in Chile and the United States Securities and Exchange Commission in the United States.



¹¹ The shareholding structure does not include ADRs (American Depositary Receipts) or other certificates issued abroad, pension funds, other funds, or any other shareholders. Likewise, the Company does not have different classes of shares.

Governance Structure

GRI (2-9)



Board of Directors

NGC 461 (3.2.i, 3.2.vii, 3.2.x, 3.2.xii.a, 3.2.xii.b, 3.2.xii.c, 3.2.xii.d, 3.3.vi, 3.7.iii, 3.7.iv, 11)
GRI (2-9; 2-10; 2-11)

As of December 31, 2025, the Board of Directors of Celulosa Arauco y Constitución S.A. was composed of the following members:



De pié: Franco Mellafe, Eduardo Navarro, Marcela Bravo, Jorge Bunster, Juan Ignacio Langlois.
Sentados: Timothy C. Purcell, Roberto Angelini, Matías Domeyko, Jorge Andueza, Cristián Infante.

Chairman **Matías Domeyko Cassel**
Business Administration
Tax ID No. 5.868.254-3
Appointed director on April 23, 2024
Appointed as Chairman on April 23, 2024

First Vice Chairman
Roberto Angelini Rossi
Civil Engineer
Tax ID No. 5.625.652-0
Appointed as director on April 30, 1986
Last re-election: April 23, 2024
Appointed as First Vice Chairman on May 4, 2007

Second Vice Chairman
Jorge Andueza Fouque
Civil Engineer
Tax ID No. 5.038.906-5
Appointed as director on April 11, 1994
Last re-election: April 23, 2024
Appointed as Second Vice Chairman on April 23, 2013

Directors

Jorge Bunster Betteley Business Administration Tax ID No. 6.066.143-K Appointed as director on April 25, 2017 Last re-election: April 23, 2024	Franco Mellafe Angelini Business Administration Tax ID No. 13.049.156-1 Appointed as director on April 21, 2015 Last re-election: April 23, 2024
Marcela Bravo Puldain Business Administration Tax ID No. 6.634.243-3 Appointed director on April 23, 2024	Eduardo Navarro Beltrán Business Administration Tax ID No. 10.365.719-9 Appointed as director on September 25, 2007 Last re-election: April 23, 2024
Juan Ignacio Langlois Margozzini Attorney Tax ID No. 7.515.463-1 Appointed as director on April 26, 2016 Last re-election: April 23, 2024	Timothy C. Purcell Economist Tax ID No. 14.577.313-K Appointed as director on April 26, 2005 Last re-elected: April 23, 2024.

Our Board's mission is to maximize the Company's value in a socially, environmentally, and economically responsible and sustainable manner. It is composed of nine directors, each serving three-year renewable terms, and none participate in executive management.

To ensure full attendance, the 11 regular Board meetings are scheduled in January each year for the entire period. Extraordinary meetings are also held frequently.

To ensure that directors are properly informed on the matters to be discussed, supporting materials are provided on a monthly basis. In addition, directors have secure,

remote, and continuous access to the Diligent Boards web platform, which contains relevant financial and operational information, including historical records since 2020.

Board members receive draft minutes of each meeting via email prior to the following meeting.

During 2025, both regular and extraordinary meetings lasted approximately two hours on average and were dedicated to discussing matters related to Company management and business performance. Both the Chief Executive Officer (CEO) and the Legal Director, who serves as Board Secretary, participated in these meetings.

With a strong focus on sustainability and climate change, ARAUCO ensures that all relevant and potentially material matters related to these topics are presented to the Board at the next meeting. Environmental management topics are reviewed at least once every six months, including regulatory matters and various initiatives developed under our preventive environmental management model, reflecting the ongoing strengthening of our performance standards and environmental culture, in line with our commitments and the standards defined in our Code of Ethics, Crime Prevention Model, policies, and procedures.

In this way, environmental and social considerations are incorporated into strategic discussions and decision-making, enabling us to reinforce our commitment to sustainability and climate change when defining business plans and budgets.

In accordance with paragraph three of Article 74 of Law No. 18.046 on corporations, it is hereby reported that: (i) during 2025, no comments or proposals were received from shareholders regarding the Company's business operations; and (ii) the Company is not required to establish a Directors' Committee under Article 50 bis of such law.

Notwithstanding the above, ARAUCO has three Board-level committees in which directors participate: the Ethics and Compliance Committee, the Audit Committee, and the Sustainability and Climate Change Committee. No independent directors are appointed under the definition established in Article 50 bis.

ARAUCO is a closed joint-stock corporation under Law No. 18.046. Accordingly, the provisions set forth in sections iii and iv of General Standard No. 461 of the Financial Market Commission, applicable to publicly traded corporations, do not apply to the Company.

Board Performance

NGC 461 (3.2.ix.a, 3.2.ix.b, 3.2.ix.c)
GRI (2-18)

ARAUCO's shareholders are responsible for evaluating the performance of directors through the elections held at the Shareholders' Meeting. It is important to note that directors do not self-assess; rather, the Shareholders' Meeting determines their continuity and evaluates their performance.

In this same regard, the Board's performance and that of its committees are evaluated, and, to date, the Company has not considered engaging an external expert to assess the Board's performance and effectiveness.

One of the main strengths of ARAUCO's Board is the diversity of skills, perspectives, and professional experience of its members, enabling us to address different challenges from disciplines related to management, as well as legal, technical, economic, social, and environmental matters.

Each year, typically on four occasions, directors attend training sessions on topics relevant to the performance of their duties and the updating of their knowledge. During 2025, we strengthened the Board's capabilities by offering four Corporate Governance Update Sessions for

directors and senior executives. These strategic sessions enabled the analysis of emerging trends and current challenges, updating key competencies and promoting the exchange of best practices.

Site Visits

NGC 461 (3.2.viii)

In November 2025, the Board held its monthly meeting at the Nueva Aldea Forestry-Industrial Complex in Chile, attended by all directors, along with the Chief Executive Officer (CEO) and the Legal Director. A site visit to the same complex was conducted afterward.

At ARAUCO, Board members do not carry out site visits on a predefined schedule. However, the CEO and senior executives—designated by the Board as part of senior management—conduct frequent visits to the Company's different facilities. In this way, they remain informed not only about the condition and operation of the facilities, but also about employees' functions, concerns, and recommendations.



New Directors

NGC 461 (3.2.v)

To ensure they are informed about our businesses, industrial facilities, and corporate governance mechanisms, new directors of Celulosa Arauco y Constitución S.A. undergo an induction process. This induction covers topics related to the Company's strategic objectives, principles and values, description of the businesses and main assets, corporate governance structure, sustainability initiatives, and other relevant matters.

In line with the General Policy for the Election of Directors in Subsidiaries approved by Empresas Copec S.A., the selection and nomination process for directors is structured around objective criteria of suitability and contribution to the corporate interest, avoiding the imposition of organizational, social, or cultural barriers that could restrict the natural diversity of the Board.

In particular, the policy establishes that the origin, degree of affiliation, or prior connection of candidates with the parent company, the subsidiary, or other group companies is not a determining factor in their selection, allowing candidates from diverse professional, academic, public, or private backgrounds.

Furthermore, by focusing on competencies, availability, absence of conflicts of interest, and commitment to the Company's vision and purpose, the process aims to build boards with a diversity of capabilities, perspectives, and experiences that would naturally arise in the absence of artificial barriers in decision-making.

COMPLAINTS CHANNEL

NGC 461 (3.2.xii.c)

At ARAUCO, we promote a culture of integrity and compliance across all our operations, businesses, and relationships with third parties. ARAUCO expects its employees, executives, and directors to uphold the highest ethical standards in the performance of their duties.

In this regard, it is essential that employees, contractor employees, suppliers, members of neighboring communities, and third parties feel free to report any situation that may involve a breach of ethical standards or applicable laws.

To this end, ARAUCO has a Complaints channel available on our website (www.arauco.com) and corporate intranet, managed by an independent third party. Internal handling of reports is led by the Compliance team and overseen by the Ethics and Compliance Committee and the Board of Directors.

Board Skills Matrix¹²

NCG 461 (3.2.iv, 3.2.xiii.b, 3.4.iv)
GRI (2-17)

Skills and Experience	Matías Domeyko	Roberto Angelini	Jorge Andueza	Jorge Bunster	Marcela Bravo	Juan Ignacio Langlois	Franco Mellafe	Eduardo Navarro	Timothy C. Purcell
Innovation	•			•	•	•		•	
Finance and Risk Management	•	•	•	•	•	•	•	•	•
Global Business and Operations Management	•	•	•				•	•	
Sustainability, ESG	•				•	•	•		
Governance, Ethics and Compliance	•		•	•	•	•		•	•
Corporate Leadership	•	•	•	•	•	•	•	•	•
Industry Experience	•	•					•		
Strategic Planning	•	•			•			•	•
Communication and Marketing					•				
Emerging Markets	•	•				•		•	

Additional Information

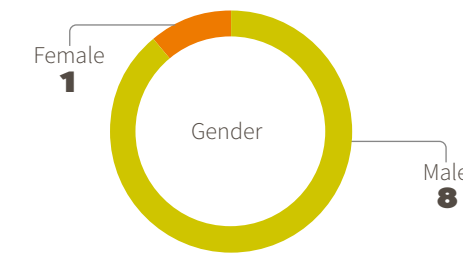
Director since	2024	1986	1994	2017	2024	2016	2015	2007	2005
Position	Chairman	1 st Vice Chairman	2 nd Vice Chairman						
Nationality	Chilean	Chilean	Chilean	Chilean	Chilean	Chilean	Chilean	Chilean	American
Profession	Business Administration	Civil Engineer	Civil Engineer	Business Administration	Business Administration	Attorney	Business Administration	Business Administration	Economist

12 The chart presents the key skills of each member of the Board of Directors. The absence of a highlighted area for a particular director does not imply that they do not possess that qualification or skill.

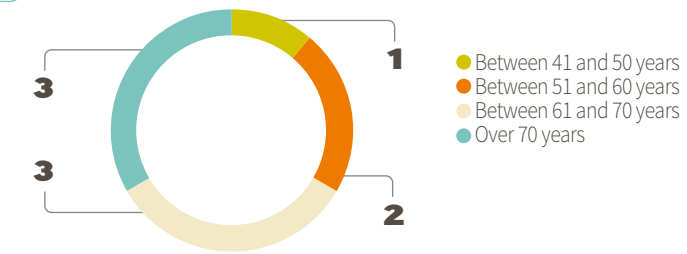
Board Key Skills



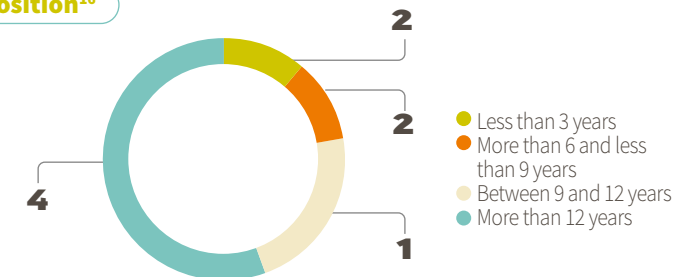
Board Diversity¹⁴



Age Range¹⁵



Tenure in Position¹⁶



With respect to the ownership interest in ARAUCO held by directors Mr. Roberto Angelini and Mr. Franco Mellafe, please refer to the Control Structure section.

Regarding the other directors and senior executives, although some of them hold shares in the Company's parent entity, none of them exceed a 1% ownership interest in ARAUCO, either directly or indirectly through legal entities controlled by them. No significant changes in this ownership have occurred over the past year.

13 There are no alternate directors.

14 There are no alternate directors.

15 There are no alternate directors.

16 There are no alternate directors.

Board Composition¹³

NCG 461 (3.2.xiii.a, 3.2.xiii.c, 3.2.xiii.d, 3.2.xiii.e)

	Male	Female
By Gender	8	1
By Nationality		
Chilean	7	1
American	1	-
By Age		
Under 30 years	-	-
Between 30 and 40 years	-	-
Between 41 and 50 years	1	-
Between 51 and 60 years	2	-
Between 61 and 70 years	2	1
Over 70 years	3	-
By tenure in position		
Less than 3 years	1	1
Between 3 and 6 years	-	-
More than 6 and less than 9 years	2	-
Between 9 and 12 years	1	-
More than 12 years	4	-
By disability status		
With disabilities	-	-
Without disabilities	8	1

Board Committees

NCG 461 (3.3.i, 3.3.ii, 3.3.iii, 3.3.iv, 3.3.vi, 3.3.vii)
TCFD (Governance)
GRI (2-12; 2-13; 2-14; 2-15; 2-16)

Currently, we have three committees with participation from Board members: the Audit Committee, the Sustainability Committee, and the Ethics and Compliance Committee.

As in the previous year, members of these committees did not receive any additional compensation for their work.

Audit Committee

Our Audit Committee reviews, on a quarterly basis, the balance sheet and financial statements presented by management prior to their presentation by the Board at the Shareholders' Meeting held in April each year.

It is also responsible for reviewing and analyzing the annual Internal Audit plans, covering Celulosa Arauco y Constitución S.A. and its domestic and international subsidiaries, as well as monitoring their progress throughout the year.

The Committee also reviews, analyzes, and follows up on cases audited by Internal Audit classified as High Risk, proposes improvements to internal controls, and reports on the impact and applicability of tax and accounting regulations that materially affect the Company.

In addition, the Board meets semiannually with the external audit firm responsible for reviewing the financial statements, where external audit plans are discussed and the reports issued by the external auditors are reviewed.

The Committee meets four times a year to review and approve quarterly accumulated Financial Statements, related-party transactions, and Internal Audit matters.

At the Board meeting held on September 23, 2025, the Board approved changes to the composition of the Committee as follows:

► **Voting members:** Chairman of the Board Matías Domeyko Cassel; directors Jorge Andueza Fouque, Eduardo Navarro Beltrán, and Timothy C. Purcell; and external advisor Robinson Tajmuch Vásquez.

► **Non-voting member:** the Chief Executive Officer (CEO), Cristián Infante Bilbao.

► **Secretary:** the Legal Director, Felipe Guzmán Rencoret.

The appointments were made for a three-year term starting from the date of designation.

Ethics and Compliance Committee

The Ethics and Compliance Committee is responsible for supervising and monitoring compliance with ethical, legal, and regulatory standards, ensuring the maintenance of robust and appropriate processes to achieve this purpose.

The Committee is composed of the Chairman of the Board, Matías Domeyko Cassel; the Second Vice Chairman, Jorge Andueza Fouque; Director Marcela Bravo Puldain; former Chairman of the Board, Manuel Bezanilla; the Chief Executive Officer (CEO), Cristián Infante; and the Legal Director, Felipe Guzmán.

The Committee's operations are managed by the Legal and Compliance Manager, Camilo Naranjo, who also serves as Chief Compliance Officer and reports to the Board on a semiannual basis.

During 2025, the Committee reviewed internal reports and oversaw the implementation of various compliance programs and initiatives, including strengthening third-party due diligence, implementation of the Crime Prevention Model, reassessment of antitrust risks, and initiatives related to personal data, among others.

No advisory services were contracted by this Committee during the reporting year. In 2024, the Committee was composed of the same members.

Sustainability Committee

During 2025, the Board determined that it was appropriate to appoint one of its members to the Company's Sustainability Committee. Accordingly, at the meeting held on September 23, 2025, the Board formally appointed the Chairman, Matías Domeyko Cassel, as a member of the Committee.

The Committee is composed of: the Chairman of the Board; the Chief Executive Officer (CEO), Cristián Infante Bilbao; the Vice President of Pulp and Forestry, Iván Chamorro Lange; the Vice President of Wood Products, Pablo Franzini; the Vice President of International and New Business, Gonzalo Zegers Ruiz Tagle; the Chief Financial Officer (CFO), Gianfranco Truffello Jijena; the Corporate People and Sustainability Manager, Charles Kimber Wylie; and the Legal Director, Felipe Guzmán Rencoret.

The Sustainability Committee meets every four months and is responsible for defining and guiding corporate strategies related to sustainability, including Environment, Climate Action, Nature Positive, Circular Bioeconomy, and other areas as defined, consolidating the functions of the former Sustainability and Climate Change Committees.¹⁷

Executive-Level Committees

NCG 461 (3.2.vi, 3.3.vi, 3.3.viii)

At ARAUCO, we have executive-level committees that support management and facilitate coordination with the Board, addressing strategic, operational, sustainability, nature, and climate change matters. These committees strengthen internal governance, comprehensive risk management, and decision-making based on timely and consistent information.

To ensure effective oversight, transparent management, and clear accountability between executive management and the Board, the CEO is responsible for ensuring that all relevant or potentially material matters are reported to the Board in a timely manner, including those addressed within the various executive committees.

These committees operate under defined mandates and frameworks, reporting periodically on their respective areas of responsibility.

Risk Management Committee

NCG 461 (3.2.vi, 3.6.iv)

Our Board of Directors is responsible for approving the strategic direction of risk management, allowing the appropriate environment, structures and resources to operate effectively.

In addition, together with its committees, it remains informed of the Company's main risks when considered relevant or potentially material and/or at least once a year.

To annually inform the Board of Directors of the vulnerabilities that affect us, a Risk Management Committee has been established at the Management level.



This Committee defines the Risk Policy, risk appetite, structure, responsibilities and mitigation plans. At the same time, it ensures that risk management is integrated into all processes and activities, and that its objectives are aligned with those of the Company, its strategies and its organizational culture.

This Committee is composed of Cristián Infante, Chief Executive Officer (CEO); Charles Kimber, Corporate People and Sustainability Manager; Felipe Guzmán, Legal Director; Gianfranco Truffello, Corporate Finance Manager; Camilo Naranjo,

Legal and Compliance Manager; and the Vice Presidents of all operational and non-operational areas.

In 2024, the Committee was composed of Cristián Infante, Chief Executive Officer (CEO); Charles Kimber, Corporate People and Sustainability Manager; Felipe Guzmán, Legal Director; Gianfranco Truffello, Corporate Finance Manager; and the Vice Presidents of all operational and non-operational areas.

Crisis Committee

NCG 461 (3.2.xi)

At ARAUCO, those events of relevance that put at risk the safety of personnel, operational continuity, and our image are considered crises. Cristián Infante, Chief Executive Officer (CEO), as in 2024, is the one who leads the Crisis Committee and reports directly in cases of crisis to the Chairman and Vice Chairmen of the Board.

On the other hand, in each plant, industrial complex, and forestry area there are Crisis Committees responsible for cooperating, coordinating, and making decisions regarding events, maintaining a mapping of critical situations, updating protocols and drills, and reviewing lessons learned.

The coordination of communications with stakeholders is part of the work of the Crisis Committees, as well as the continuity of operations when required.

Frequency with which topics are addressed with the Board

	Frequency
Ethics and Compliance Committee	Semiannual
Audit Committee	Quarterly
Sustainability Committee	Every four months
Crisis Committee	In case of crisis
Risk Management Committee	Annual

¹⁷ The new Sustainability Committee consolidates the functions of the previous Climate Action and Sustainability Committees

Policy for the Engagement of Services and Advisory

NCG 461 (3.2.iii, 3.3.v)

At ARAUCO, we maintain a corporate governance framework, consistent with applicable regulations, under which the engagement of independent external advisory services is carried out when it is deemed appropriate to know the opinion of an expert.

Our Policy for the Engagement of Services and Advisory to the Board dates from November 24, 2015. In accordance with it, the Board may engage advisors in those matters

in which it deems it appropriate to know the opinion of an expert, such as accounting, tax, financial, legal, or other matters, without this authority being limited by the fact that executives of the Company already have advisory services in this regard. Advisors must be selected from entities or individuals who are specialists of recognized prestige and experience in the area of interest, with the purpose of obtaining a service of the highest quality. Directors have the right to propose in a Board meeting the engagement of

advisory services. It will be evaluated based on merit and estimated cost, and its approval or rejection is obtained through a simple majority, which must be recorded in the minutes.

In 2025, there were no advisory services engaged by the Board of the Company.

With respect to our independent auditors for the fiscal years ended December 31, 2025 and 2024, these were PricewaterhouseCoopers Consultores Auditores y Compañía Limitada. The following table details the fees billed.

Year ended December 31	2025	2024
(in thousands of USD)		
Audit fees	2,085	2,673
Audit-related fees	-	-
Tax fees	118	372
Other fees	-	-
Total fees	2,203	3,045

Compensation

NCG 461 (3.2.ii, 3.2.xiii.f)
GRI (2-19; 2-20)

In accordance with the provisions of Law No. 18.046, the Annual Shareholders' Meeting held on April 22, 2025, agreed on the compensation of the Board of Directors of Celulosa Arauco y Constitución S.A. The compensation of directors for fiscal year 2026 will be determined at the next Annual Shareholders' Meeting. All directors receive the same compensation, except for those who hold the position of Chairman and First and Second Vice Chairman of the Board.

Compensation paid to the directors of Celulosa Arauco y Constitución S.A. (In USD)

	2024	2025
MATÍAS DOMEYKO C.	241,192	370,635
ROBERTO ANGELINI R.	238,319	247,090
JORGE ANDUEZA F.	238,319	247,090
TIMOTHY PURCELL	119,159	123,545
EDUARDO NAVARRO B.	119,159	123,545
FRANCO MELLAFAE A.	119,159	123,545
JUAN IGNACIO LANGLOIS M.	119,159	123,545
MARCELA BRAVO P.	80,397	123,545
JORGE BUNSTER B.	119,159	123,545

The amount corresponds 100% to fees for the function of Director; no Director received additional variable income. With respect to the gender gap, it does not exist since Director Marcela Bravo receives the same compensation as the rest of the directors who do not hold the position of Chairman or Vice Chairman.



Senior Executives

NGC 461 (3.4.i, 3.4.iii, 3.4.iv, 3.6.xi, 3.6.xii)
GRI (2-9)

The Board appoints the Chief Executive Officer (CEO), who, in turn, appoints the members of Senior Management, whose purpose is to implement the actions related to ARAUCO's economic, social, environmental, labor relations, and occupational health and safety performance.

Senior Management is led by the CEO and is composed of the CEO, the Pulp and Forestry Vice Presidency, the Wood Products Vice Presidency, the International and New Business Vice Presidency, the Corporate Finance Management, the Corporate People and Sustainability Management, and the Legal Director. According to the public registry maintained by ARAUCO, there are other principal executives.

Neither the members of the Board of Directors nor Senior Management have direct participation in the ownership of our Company.

The Board does not have procedures to review the salary structures or the compensation and indemnification policies of the CEO and other principal executives. Nor does it have mechanisms to submit the salary structures and compensation and indemnification policies of such executives for approval by shareholders.

Cristián Infante Bilbao

Profession: Civil Engineer

Tax ID: 10.316.500-8

Date of Appointment:

July 14, 2011

Iván Chamorro Lange

Profession: Civil Engineer

Tax ID: 12.629.662-2

Date of Appointment:

October 1, 2023

Pablo Franzini

Profession: Bachelor's degree in business economics

Argentine Passport: AAG633358

Date of Appointment:

April 1, 2023

Gonzalo Zegers Ruiz-Tagle

Profession: Business Administration

Tax ID: 7.052.220-9

Date of Appointment:

April 27, 2018

Gianfranco Truffello Jijena

Profession: Civil Engineer

Tax ID: 7.627.588-2

Date of Appointment:

April 27, 2018

Charles Kimber Wylie

Profession: Business Administration

Tax ID: 7.987.584-8

Date of Appointment:

September 28, 2020

Felipe Guzmán Rencoret

Profession: Attorney

Tax ID: 11.472.151-4

Date of Appointment:

April 27, 2018

Chief Executive Officer (CEO): He is the main person responsible for the organization. He defines the long-term vision and strategy, makes key decisions for the business, and represents the Company before the Board and external stakeholders. His focus is on growth, strategic direction, and value creation.

Senior Vice-President Woodpulp & Forestry Business): Responsible for forest assets and forestry operations, protection and conservation of native forests and high conservation value areas, pulp and energy production, and Bioforest research.

Senior Vice-President Wood Business): Leads the global wood products business, including strategy, organic and inorganic growth, operations, and commercialization.

Senior Vice-President International & Business Development): Seeks new business opportunities and develops the HBU (Highest and Best Use) area.

Chief Financial Officer (CFO): Consolidates Treasury, Investor and Shareholder Relations, Strategy and Studies, Risk Management, Information Technology (IT), Artificial Intelligence, Wind Business Management, Accounting, Tax, and Corporate Procurement Sub-Management.

Senior Vice-President Human Resources and Sustainability): Responsible for Human Resources Management, Public Affairs, Corporate Responsibility, Media and Communications, Environment, Occupational Health and Safety, Nature Strategy and Climate Change, and includes Logistics Services Management.

General Counsel): Responsible for legal matters across all ARAUCO operations and for Internal Audit Management.

With respect to management abroad, it is led by:

**Pablo Franzini**

Global Senior Vice-President Wood Business

**Carlos Altimiras**

President Director Brazil

**Diego Wollheim**

President Montes del Plata

**Russell Jordan**

President North America

**José Manuel Hernández**

President Arauco Mexico

Senior Management Compensation

NGC 461 (3.4.ii, 3.4.iii)
GRI (2-20)

The compensation of executives is composed of a fixed monthly amount and an annual bonus. The latter is subject to ARAUCO's results, the achievement of business targets, and individual performance.

As of December 31, 2025, the total compensation received or accrued by the Company's executives was USD 68,322,430 (USD 57,177,096 in 2024), of which USD 15,626,460 corresponds to bonuses (USD 9,427,790 in 2024). This amount includes all executives of the Company, which on average were 341.

As a compensation plan for its main executives, additional to monthly compensation, ARAUCO has a policy of payment of an annual bonus.

Sustainability Governance at ARAUCO

NGC 462 (3.1.ii)
TCFD (Governance)
GRI (2-12; 2-13; 2-14)

With respect to sustainability, nature strategy, and climate change matters, the highest authority at ARAUCO is the Board of Directors. Its members are responsible for defining the strategic objectives in this area and supervising the identification, management, and monitoring of risks and opportunities associated with sustainability, nature, and climate, in coherence with the long-term corporate strategy.

The Board of Directors periodically reviews progress in sustainability, nature, and climate performance, and considers this information within strategic planning and risk management processes.



The Chief Executive Officer (CEO) is in charge of managing actions related to economic, social, environmental, labor relations, and occupational health and safety performance.

Additionally, we have a Sustainability Committee, an instance whose purpose is to define and guide corporate strategies in environmental sustainability matters, covering initiatives such as Climate Action, Nature Positive, and Circular Bioeconomy.

The Senior Vice-President Human Resources and Sustainability is responsible for the management and development of People, Public Affairs, Corporate Responsibility, Communications, and Climate Change. In addition, he is responsible

for coordinating the execution of initiatives related to the mitigation, adaptation, and measurement of climate and nature-related risks, and for providing relevant information for decision-making at the executive and Board level.

The joint operations of ARAUCO in Uruguay (Montes del Plata) have their own sustainability teams, and these matters are regularly discussed in Board meetings, which include representatives of ARAUCO. The support groups in Sustainability and Communications meet regularly with representation from both partners of the joint operation, ensuring coherence and alignment of corporate policies in all jurisdictions where the Company operates.

BEST PRACTICES

NGC 461 (3.1.iii, 3.6.ii.c, 3.6.vii)
GRI (2-14; 2-15; 2-23; 2-24; 2-25; 2-26)

To maintain strong and efficient corporate governance, at ARAUCO we implement key policies to ensure ethics, best practices, and regulatory compliance in all our operations. We promote a culture of integrity and responsibility, providing clear guidelines through these policies that facilitate decision-making, risk management, and accountability. The people who work at ARAUCO are aware that we are responsible for complying with and enforcing these policies, keeping them present in our behavior and daily decisions. Likewise, these policies keep the interests of shareholders, employees, and other stakeholders aligned, strengthening confidence in the management of the Company.

With policies as tools, and our purpose and values as guiding principles, we consolidate our commitment to best corporate practices, contributing to stability and long-term growth. Directors and employees are duly informed in this regard, with the objective that they can comply with and enforce them. In this way, our Code of Ethics is disseminated through various instances. The first of these occurs when our employees are hired: at that moment they receive this document and sign it. Any modification made to it is communicated clearly and transparently. Additionally, we encourage our employees to participate in different types of training on the subject.



Main policies

- ▶ Code of Ethics
- ▶ Crime Prevention Policy and Model
- ▶ Gifts and Hospitality Policy
- ▶ Conflicts of Interest and Relationship with Public Officials and Politically Exposed Persons Policy
- ▶ Community Contributions Policy
- ▶ Human Rights Policy
- ▶ Diversity, Equity and Inclusion Policy
- ▶ Policy for the Determination of Net Income
- ▶ Recurrence Policy
- ▶ Dividend Policy
- ▶ Market-Sensitive Information Handling Manual
- ▶ Finance, Liquidity and Derivatives Policy
- ▶ Corporate Risk Policy
- ▶ Policy of the Compliance Program of Free Competition Principles and Regulations
- ▶ Policy on Services Provided by ARAUCO's External Auditors
- ▶ Policy on Relationship with Mapuche Communities
- ▶ Biodiversity Policy
- ▶ Climate Change Policy
- ▶ Occupational Health and Safety, Environment and Quality Policy
- ▶ Policy for the Engagement of Advisory and Services to the Board
- ▶ Integrity Expectations / Supplier Code of Conduct
- ▶ ARAUCO Chile Travel Policy
- ▶ Complaints Procedure

With respect to the scope of free competition, we periodically carry out risk assessments, which have the objective of identifying and controlling activities potentially more exposed to risks in this matter. Our Free Competition Compliance Program Manual contains ARAUCO's

general policy in this matter, as well as various principles and guidelines on it. This topic has been widely addressed in our training plans for the most exposed areas, in addition to having an e-learning course available for all employees.

2025 PROGRESS



- ▶ We strengthened the Third-Party Due Diligence system.
- ▶ We carried out a compliance risk assessment and identification of controls for Arauco Wood Limited.
- ▶ Reevaluation of Free Competition risks in Chile.
- ▶ We continued with the implementation and continuous improvement of the Crime Prevention Model.
- ▶ We launched e-learning on crime prevention.

Crime Prevention Model

NGC 461 (3.6.xiii)

At ARAUCO we have a Policy and a Crime Prevention Model (MPD), which, in accordance with the law and best international practices, identifies the activities or processes that could generate criminal liability for the Company, as well as the measures for prevention, control, mitigation, and detection of such risks. The update, monitoring, and continuous improvement of the MPD is in charge of the Compliance team, led by the Crime Prevention Officer, Camilo Naranjo, who in such role is appointed by the Board and reports on his management twice a year. The update, monitoring, and continuous improvement is carried out by the Compliance team in collaboration with key ARAUCO teams in the prevention of certain risks, such as those associated with environmental aspects, occupational health and safety, wood traceability, reliability of financial-accounting information, among others. In 2025, 1,684 employees completed the crime prevention e-learning. In addition, the compliance team carried out 27 training sessions that addressed the Crime Prevention Model, reaching 565 people, of which 558 correspond to employees. Currently, in compliance with what is indicated by law, the MPD is being evaluated by independent third parties. With the objective of facilitating its knowledge, our MPD is available at www.arauco.com and is disseminated through various platforms.

Complaints Procedures

NGC 461 (3.2.xii.c)

At ARAUCO we have a complaints channel administered by an independent third party, as corporate best practices recommend, in which the anonymity of the complainant and the confidentiality of the complaint are ensured, if requested. Access to this channel is available for all countries on our website (www.arauco.com) and on the corporate intranet, and its existence is frequently disseminated through employee training, internal communications, and publications on the website, among other dissemination mechanisms. The result of each investigation is kept confidential. Any breach of the Code of Ethics, the Crime Prevention Model, other policies or internal regulations, as well as conduct that is interpreted as contrary to ethics or current regulation, may be reported through the complaints channel. We have a Complaints Procedure, which indicates how complaints submitted by employees, customers, suppliers, shareholders, and – in general – any person will be received and investigated.



Anti-corruption Practices

NGC 461 (5.5)

At ARAUCO we act with integrity, in accordance with ethics and current regulations. In this way, one of the fundamental principles of our Code of Ethics is the prevention of crimes, in which ARAUCO declares its absolute rejection and condemnation of any act of corruption, whether with public or private officials. In this regard, we have established policies and implemented a model for the prevention of these crimes, among which we can include our conflicts of interest and relationship with public officials policy, the gifts and invitations policy, the community contributions policy, among others. Likewise, as part of ARAUCO's Compliance program, we carry out a series of activities aimed at

mitigating these risks, and we have an internal control system that reinforces prevention and detection systems.

The areas exposed to these risks are periodically trained and information is disseminated so that the organization is aware of the risks. To continue with this preventive culture, we permanently evaluate risks through matrices, which are complemented with training for all employees that seek to strengthen the culture of integrity.

The following policies address topics related to corruption: Code of Ethics; Crime Prevention Policy and Model; Gifts and Invitations Policy; Conflicts of Interest and Relationship with Public Officials Policy; Community Contributions Policy; and the Supplier Code of Conduct.

ACTIONS AND MEASURES

- ▶ We have a Gifts and Invitations Policy and a Conflicts of Interest and Relationship with Public Officials Policy, disseminated through the corporate channel and addressed in Compliance training.
- ▶ We carry out in-person and online training on topics related to the Code of Ethics, Free Competition, and the Crime Prevention Model. Additionally, training is carried out for specific teams with emphasis on the compliance risks to which they are exposed.
- ▶ The commitment letter to the Code of Ethics is signed by each employee at the time of joining the Company. Notwithstanding the above, the contents of the Code of Ethics are periodically reinforced through training and dissemination. The annual renewal of the commitment to compliance with and knowledge of the rules established in the Code of Ethics does not constitute a practice of ARAUCO with its employees or its contractors.
- ▶ We provide online training regarding the Code of Ethics.
- ▶ A total of 51 complaints at a global level related to discrimination and harassment were investigated and resolved during 2025. The receipt of complaints on these matters does not mean that a breach or gap has effectively been proven. Of the complaints received for abuse or mistreatment and/or sexual harassment, 43 corresponded to workplace harassment and 8 to sexual harassment.¹⁸
- ▶ Before the Labor Directorate in Chile, 3 complaints for workplace harassment were filed and none for sexual harassment.
- ▶ When breaking down the data by gender, 10 complaints filed by men and 9 by women were recorded. The remaining 32 complaints were made anonymously, which makes it impossible to determine the gender of the complainant.

¹⁸ It should be noted that these figures do not include Uruguay, where 4 complaints related to discrimination and sexual and non-sexual harassment were investigated and resolved.

19,100

Number of employees covered by the Company's Code of Ethics (or conduct)

15,700

Number of employees who signed written/digital consent

12,760

Number of employees trained during the year

Procedures for the prevention and detection of non-compliance

NGC 461 (8.1, 8.2, 8.3, 8.4, 8.5)

In relation to its customers and suppliers	We carry out a background check of customers in advance to rule out legal risks, such as economic sanctions or other similar ones.
In relation to its employees	At ARAUCO we have a global Code of Ethics and a complaints channel, through which it is possible to receive complaints regarding non-compliance with workers' rights. In Chile, we also have a special procedure in the Internal Regulations of Order, Hygiene and Safety through which employees can submit claims and complaints.
Environmental	Our industrial facilities have a compliance management model or system that considers the monitoring of ARAUCO's environmental obligations. According to our internal procedures, the new environmental obligations that we acquire are analyzed in detail, which allows us to identify the tasks or activities that guarantee compliance with the obligations. In this way, ARAUCO's environmental obligations are defined and are accessible, which includes the compliance deadline and the unit or area responsible for carrying out and monitoring such obligations.
Free Competition	We have a global Free Competition Compliance Program, based on international best practices and on what is recommended by the National Economic Prosecutor's Office of Chile. The areas exposed to these risks are periodically trained.
Conflicts of interest	Our Code of Ethics and internal policies require all employees to declare any personal or professional situation that could cause a conflict of interest. Our confidential complaints channels and internal audit processes allow us to monitor those potential areas of risk. To further strengthen this aspect, we carry out training and promote a culture of integrity and transparency. Likewise, we have a Conflicts of Interest and Relationships with Public Officials or Politically Exposed Persons Policy that indicates that in the existence of a conflict of interest, the ARAUCO executive or employee who is in that situation must refrain from making decisions on behalf of ARAUCO and must also communicate the existence of the conflict to their direct supervisor and to the corresponding People Manager. Additionally, Directors, managers and sub-managers of ARAUCO, as well as some critical teams such as commercial areas or procurement areas, must annually complete a Sworn Statement of Relationships. These statements are reviewed by the compliance area, which evaluates the need to issue guidelines for each particular case.
Others	We have a Crime Prevention Policy and Model that seek to identify, prevent, and mitigate the risks of conduct that could give rise to the commission of crimes indicated in Law No. 20.393 in Chile.

RISK AND OPPORTUNITY MANAGEMENT

NCG 461 (3.6.i, 3.6.iii, 3.6.v, 3.6.vi, 3.6.viii, 3.6.ix, 3.6.x)
TCFD (Strategy, Risk Management)

At ARAUCO we actively work to reduce the impact and probability of occurrence of those risks that could negatively impact on our financial performance and sustainability. That is why we have defined a Corporate Framework and a Risk Management Policy, together with a Corporate High Impact Risk Matrix.

These tools and their progress are based on high international standards, following ISO 22.301 standards (on which the development of business continuity plans is also based), ISO 31.000 and COSO ERM. The latter categorizes risk into: strategic, operational, financial/ reporting and compliance.

For environmental management, we have integrated principles of ISO 14001, with the purpose that risks in this area are considered in our global risk management strategy. The same occurs with the standards proposed by FERMA (Federation of European Risk Management Associations) and RIMS (The Risk Management Society).

Our team in charge of managing operational and non-operational risks remains alert, checking every six months the effectiveness of policies, procedures, controls and codes, working independently of the existing Committees.

In addition, this group is responsible for detecting, quantifying, monitoring and communicating risks, together with the teams responsible for each

of the risks and with the support of internal audit for monitoring compliance with controls for the main risks.

Identifying and mitigating risks associated with the reliability of financial and accounting information is the role of the SOX Corporate Internal Control Model. This is disseminated in all areas where it applies, and executives and employees participate and are informed of its annual update.

On the other hand, at ARAUCO we are aware of the operational risks we face, since the production of an industrial plant depends on people, inputs, processes and equipment that are key to its continuity. The lack of inputs such as wood, water, steam and electricity can cause the interruption of the normal operation of both a process area and a complete industrial forestry complex. Likewise, external agents to the operation, such as disasters and forest fires, represent risks to be considered. We also recognize the importance of complying with all applicable regulations and standards.

Strategic risks are critical for our long-term sustainability. Factors such as economic fluctuations, volatility in the prices of key products and the correct evaluation of projects and mergers can significantly affect our revenues and financial stability. In addition, climate change, protectionism, social conflicts and

ISO 14001

For environmental management, we have integrated principles of ISO 14001, with the purpose that risks in this area are considered in our global risk management strategy.

political uncertainties represent continuous challenges that we must proactively manage in order to adapt to a changing environment and maintain our competitiveness.

In the financial area, we are attentive to the risks that may affect our economic soundness. Fluctuations in the exchange rate and possible breaches of financial covenants may negatively affect our ability to operate and finance our activities. Prudent financial management is essential to maintain our stability and growth.

With respect to compliance risks, in each country where we have operations we have a crime prevention model in accordance with the legislation of each jurisdiction, as well as global policies that aim at an integral conduct. Likewise, we have systems for detecting and monitoring new regulations that may impact our operations.

Likewise, to identify and evaluate the most significant risks, the organization carries out a comprehensive analysis that considers internal factors, such as processes, organizational structure, corporate culture and resources, to detect operational, compliance or financial risks, and external factors, such as economic, technological and regulatory changes, which may affect the organization.

Our risk matrix prioritizes risks based on their possible impact and their probability of occurrence, which allows us to evaluate and prioritize risks systematically, ensuring greater monitoring of those of greater significance.

Thus, our Risk Management Structure, in addition to the Corporate High Impact Risk Matrix for the organization, describes the main risks that may affect us and their probable triggers. To mitigate and respond to each one, controls have been established with their respective responsible parties.

There are two committees responsible for detecting, evaluating, managing and monitoring risks: the Risk Committee and the Sustainability Committee, when applicable, whose findings are reported to the Board.

Meanwhile, the effectiveness of the policies, procedures, controls and codes implemented for risk management is evaluated every six months, a process in which Internal Audit actively collaborates, with

respect to risks classified as critical. The Risk Matrix, on the other hand, is reviewed every two years.

With respect to disclosure and training, the Company carries out training on new regulations and laws for directors, senior executives and those employees who require it (such as Karin Law and the New Economic Crimes Law in Chile). In addition, disclosure and continuous training programs on operational risks are implemented for personnel working in plants and for those who visit them.

In relation to succession plans, the Company does not have formally established procedures to implement a Succession Plan for its main executives.

Considering that Climate Change is a triggering cause (for example, of natural disasters, increase in raw material prices, water scarcity, etc.), as a methodology scenarios are planned to define the incidents that may cause a risk. Faced with each of these possibilities, response plans are presented, which are documented in the different controls defined in the risk sheets.

The risks are described in the Financial Information Chapter on page 290.

Risk and Opportunity Categories

NCG 461 (3.6.ii, 3.6.ii.a)

At ARAUCO we know that we face multiple risks and opportunities that come from our operating environment, many of which are related to global political and economic activity, as well as to the main global trends.

Risk and opportunity categories

Operational

The production of an industrial plant depends on people, inputs, processes and equipment that are key to continuity. In this regard, we face operational risks related to the lack of input such as wood, water, steam and electricity, which can cause the interruption of the normal operation of both a process area and a complete industrial forestry complex. We also know that external agents to the operation, such as the stoppage of land and maritime transport services, represent risks to be considered.

Strategic

Our long-term financial sustainability depends on factors such as economic fluctuations, volatility in the prices of key products and the correct evaluation of projects and mergers. Likewise, social conflicts, protectionism and political uncertainties represent continuous challenges that must be managed in advance in order to adapt to a changing environment and maintain our competitiveness.

Climate Change

We are aware of the significant risks that climate change represents for our operations. Among these are the interruption of the supply chain due to events such as forest fires, prolonged droughts and other natural disasters, which may prevent access to critical inputs—such as wood and water—essential for our industrial and forestry activities. Likewise, the strengthening of regulatory requirements related to sustainability could increase operating costs and require significant adaptations in our business strategy.

However, we know that in this context there are also opportunities, such as leading the transition towards a circular bioeconomy thanks to our forest products, which contribute to carbon capture and storage. This leadership generates growing interest in sustainable solutions from customers, investors and international markets.

Compliance

We recognize the importance of complying with all applicable regulations and standards. Serious violations of regulations and changes in them may have significant consequences for our operation and reputation. Staying updated with respect to these regulations is key to avoiding sanctions and ensuring the continuity of our operations.

There are systems, models and prevention practices to avoid serious non-compliance with current regulation.

Financial

We are alert to risks that may affect our financial soundness. Both fluctuations in the exchange rate and a possible difficulty in accessing credit and capital markets may limit our ability to operate and finance our activities. For this reason, we maintain prudent and disciplined financial management that allows us to safeguard the stability of the Company and sustain its growth.

Climate-related Financial Disclosure


NGC 461 (4.1)
SASB (RR-FM-450a.1)
TCFD (Governance, Strategy)
GRI (2-12; 2-13; 2-14)

We integrate Climate Change management and report to the Board according to the matter and the context. For example: 1) risks are reported to the Board by the Chief Executive Officer (CEO); 2) the progress of ARAUCO's Sustainable Targets is reported annually; 3) if there is any matter considered potentially

material related to climate, it is reported to the Board by the CEO. Our resilience and position under different climate scenarios (IPCC RCP 2.6 and RCP 8.5) have been studied for the business and its forest assets in Chile, involving Bioforest (ARAUCO's R&D+i Center) and other members of the scientific community. The results of these analyses show that, in a low CO₂ emissions scenario, transition risks would be the ones that would take on greater relevance. In view of this, we believe that at ARAUCO

we are well positioned, as a result of the characteristics and nature of our business, since we have a great capacity to adapt to risks and opportunities. Our Climate Change-related targets are to continue being carbon neutral and to continue advancing in the reduction of CO₂ emissions intensity by 2030. Other related targets are: to increase energy efficiency in our processes, to maintain 30% of our forest assets as protection and conservation areas

by 2030, to restore 100% of native forests converted after 1994 by 2050 in Chile, equivalent to 25,000 hectares (61,776 acres), to revalue 100% of its non-hazardous waste by 2030, to maintain and improve conservation and the increase of biodiversity, to reduce water withdrawal by 30% per ton of pulp by 2030 and to implement Watershed Management Plans for all critical watersheds within our forest assets in Chile by 2030.



ACTIONS AND MEASURES

- ▶ We worked on updating the Risk Matrix, with the purpose of standardizing operational criteria and procedures for the management of incidents, risks and environmental emergencies. The main objective is to ensure a coordinated and efficient response at all levels of the organization.
- ▶ We created the new Asset Reliability Management, responsible for the management of Tactical and Operational risks at the Pulp level, which will allow us to have a Risk Management model interconnected between Corporate and ours.
- ▶ We continued with the execution of the investment plan defined for 2024, seeking to strengthen initiatives associated with prevention and firefighting, maintenance programs and the development of technical capabilities and equipment of our industrial brigades.
- ▶ We integrated within the Risk Committees a specific chapter of environmental and Climate Change risks; we reevaluated the responsibilities currently defined in the Risk Matrix; and we followed up on compliance with the different controls within the organization.
- ▶ For 2026, our targets consist of: continuing to strengthen the Climate Change chapter in the Risk Committees, following up on the progress of the implementation of improvements related to the topic within the organization; and continuing to update the responsibilities and controls of the Risk Matrix, with the objective of ensuring that we are prepared to identify, evaluate and mitigate risks effectively and in a timely manner.
- ▶ For the management of climate-related risks and opportunities, in the case of Pulp, in each production facility and based on the ISO 14001 management system model, we have processes and activities that confirm the incorporation of Governance, Strategy, Risk Management, and Metrics and Targets elements.
- ▶ Governance: each executive team, in line with strategic guidelines, has the mission of identifying risks and opportunities where those related to climate change are incorporated. For example, the lower availability of water in the watersheds that supply the production process.
- ▶ Strategy: for each risk or opportunity that is identified periodically, the real and potential impacts are established.
- ▶ Risk Management: each mill has established standard processes to identify, evaluate and manage risks related to climate change.
- ▶ Metrics and Targets: we have key indicators to evaluate environmental performance in terms of freshwater consumption, energy efficiency, valorization and recycling of solid waste, GHG emissions, among others, and to manage the relevant corrective actions in each case.
- ▶ In accordance with the TCFD methodology, we have identified risks and opportunities related to climate change.

RELATIONSHIP WITH CUSTOMERS

NCG 461 (6.2.ii)



Customers

Across the five continents where we are present, we have a total of 3,507 customers, of which 305 customers are pulp, 720 customers are sawn wood and 2,069 customers are panels, among others, with whom we interact through various actions, depending on the product delivered and the country in which they are located.

Our commercial offices are present in 11 countries, while our sales representatives are located in another 18.

The channeling and management of inquiries, suggestions and complaints is in charge of our team of commercial executives, who can also provide technical assistance. Additionally, our customers can access contact forms on the website, the Customer Web Portal and social media.

Customer satisfaction

At ARAUCO we have designed Complaint Management Systems in all our businesses, with the objective of meeting customer needs. For this purpose, we have a variety of mechanisms, such as telephone lines and direct contacts. Our standardized systems allow for adequate monitoring and continuous improvement of operations, products and services, which facilitate the formulation of annual plans.

Relationship management

At ARAUCO we remain attentive to the different audiences we face, maintaining appropriate relationship actions. This dedicated work has allowed us to strengthen relationships, delivering innovative products of a consolidated brand to professionals in the sector. The main channel used to maintain contact to and from our commercial team is the form available on our website. We also offer other communication alternatives such as conferences, talks, fairs, actions on social media, Marketplace, WhatsApp, etc.

ACTIONS AND MEASURES

NCG 461 (6.2.iv)

- ▶ We adequately managed more than 15,500 inquiries related to products, samples, advisory or complaints within the period. A significant percentage of them corresponds to users interested in purchasing and to requests to ARAUCO's procurement area.
- ▶ In the wood business, we carried out customer satisfaction surveys in Argentina and Brazil (for customers in the Industry and Resale channels), in both cases the results were not available at the end of the period.
- ▶ In North America, we carried out a customer satisfaction survey that showed positive results consistent with 2023, with an average score of 6.4 out of a maximum of 7. Customers particularly highlighted performance in commercial service, valuing professionalism, responsiveness and understanding of their needs, as well as improvements in the efficiency of the commercial process and in the resolution of inquiries and problems. Product quality remains a relevant differentiator, with an evaluation higher than that of competitors. Among the main opportunities for improvement, price competitiveness and import logistics were identified, particularly in the consistency of delivery times and communication in the face of delays.
- ▶ The main relationship activities carried out with customers in the pulp business were videoconference meetings, in-person meetings in all markets, participation in conferences in Shanghai, Vancouver, Barcelona, Milan and London.
- ▶ In the wood business we participated in the main fairs such as Semana de la Madera, Innovamat and Expoferretera de Chilemat, Sodimac training fair in Chile, and Expodeco and Trujillo Design Week in Peru.
- ▶ In the Association of Architecture Offices of Chile (AOA) we developed 2 relationship activities with professionals from the construction world: exhibition "Construcción en madera: Precisión, velocidad y sostenibilidad" with Teodoro Fernández, Luis Izquierdo and Franco Piva, and Discussion: "Diseñar y Construir en madera hoy", with Nicolás Urzua and Gustavo Donoso.
- ▶ We continued with the plan of in-person and online training both to distributors and to final customers of the wood business in Chile, as well as visits to our plants, and in Mexico we trained more than 1,200 people at points of sale of our distributors and also virtually through ARAUCO TALKS, a new portal where the aim is to reach more end users.
- ▶ In Chile we continued promoting our social media as a relationship channel with our customers and thus make our new developments known, where we already have more than 270,000 followers.
- ▶ In Peru we developed the 8th edition of the Furniture Design contest together with Toulouse Lautrec.

ACTIONS AND MEASURES

- ▶ In Argentina, our relationship activities include participation in Casa FOA in Buenos Aires and Córdoba and Experiencia Living, through which we carried out various actions for our customers, distributors and end consumers. In addition, training sessions and talks were held aimed at distributors.
- ▶ In Brazil we continued with the Design Club ARAUCO program for architects, interior designers and incorporated the carpenters/cabinetmakers (marceneiros) category. We also carried out the first edition of Design Lab ARAUCO, a relationship program for students, and Business Club ARAUCO for customers of the resale channel where those with more orders entered compared to 2024 will travel to Milan.
- ▶ In Brazil we participated in CASACOR Paraná and Minas Gerais, Mostra Glass and SP-Art. In addition, we held events for specifiers in Espacio ARAUCO and the Parceiro de Valor campaign for customers of the resale channel: they received an incentive for trade marketing and sell-out actions of ARAUCO products.
- ▶ In Mexico, we participated in Expo Tecno Mueble Internacional 2025, with a stand designed to show the versatility and quality of our melamine boards. In addition, we participated in the conference program of the exhibition with the conference “Estrategia y Escalabilidad: El futuro de la industria del mueble en México”.
- ▶ We developed alliances with companies in the sector in Mexico, such as Leuco, Leitz, Kober, Hafele, MABE, HELVEX, PROMOB, JOWAT, with the aim of integrating cross-training programs and seeking customers that use our products.
- ▶ In Mexico we held the TableRed meeting and ObraBlanca was carried out where CASA ARAUCO was presented, the new concept that seeks to promote design and new furniture techniques to distributors, industrial companies, designers, architects and end users.
- ▶ In North America we participated in various events such as: AFDICQ Trends & Inspiration, AIA Conference, AWFS, BFS - Builders First Source National Event, California Closets Conference, Closets Conference & Expo, CPA Fall Meeting, CPA Spring Meeting, Expo Bois - Wood Design Show, HD Expo, HFC - Home Franchise Concepts International Expo, IBS (International Builders Show) 2025, ICFF (International Contemporary Furniture Fair), KBIS - Kitchen & Bath Industry Show, LBM Expo, NAWLA Traders Market, NBMDA - Annual Convention, NEOCON, ODI Conference 2025, Shed Builder Expo, The Home Depot Event 1 and 2, WMA World Millwork Alliance, WMS - Woodworking Machinery & Supply Show and Woodworking Industry Conference.
- ▶ There are no customers that represent 10% or more of the revenue of each segment.

GLOBALIZATION AND EFFICIENCY

NCG 461 (4.3, 12)

Projects and investments

USD 2,445 million were invested in 2025. The main investment activities we carried out were in projects, the maintenance of our panel plants, sawmills and pulp mills, and the maintenance of our biological assets. Our main investments in projects during 2025 included USD 1,311 million related to industrial investments of our Sucuriú Project and USD 111 million related to our new MDF production line in Zitácuaro, Mexico (Vikingo Project).



means that the generation of income was greater than the distribution of it. 61% of this total is explained by operating costs and 25% by payments to capital providers.


During 2025, we entered into two financings with international financial institutions, for a total of USD 2,195 million, aimed at the development of the Sucuriú Project, located in the state of Mato Grosso do Sul, Brazil.

The first corresponded to a loan of up to USD 970 million, granted by JPMorgan Chase Bank, N.A. (JPMorgan), Banco Santander, S.A. (Santander), Crédit Agricole Corporate and Investment Bank (Crédit Agricole) and The Hongkong and Shanghai Banking Corporation Limited (HSBC), as joint mandated lead arrangers and lenders. This contract is guaranteed for 95% of its amount by the Finnish Export Credit Agency Finnvera (ECA).


The second consists of a loan of up to USD 1,225 million, co-led by Inter-American Investment Corporation

(IDB Invest) and International Finance Corporation (IFC), with the participation of JPMorgan, Santander, HSBC, Crédit Agricole, Banco Bilbao Vizcaya Argentaria, S.A. New York Branch, Bank of America, N.A., Bank of China Limited (Panama Branch) and China Construction Bank (Asia) Corporation Limited. Additionally, we issued two sustainable bonds. The first, issued in the United States in April 2025, corresponds to a sustainable bond for USD 500 million, which marked ARAUCO's return to the US debt market after more than five years.

ARAUCO
Consolidated
Financial
Statements



ARAUCO
reasoned
analysis



Likewise, the Company completed the largest corporate bond issuance in the history of Chile, through a placement of 20 million Unidades de Fomento (UF). In addition to its magnitude, this issuance corresponds to the first hybrid bond issued by ARAUCO. Among other characteristics, this bond is subordinated to the Company's senior debt; allows the deferral of interest payments at the discretion of the issuer (in which case, the Company will not be able to distribute dividends to its shareholders while there are deferred interest payments pending); and cannot be redeemed (prepaid) before the seventh year.

ARAUCO committed to allocate an amount equivalent to the proceeds obtained from these issuances to finance or refinance green and/or social projects, in accordance with its Sustainable Financing Framework, published on our website.

Annually, during the term of the bonds and until the total amount equivalent to the net proceeds obtained has been allocated, as well as in the event of relevant developments, we will publish on our website (www.arauco.com) a Sustainable Financing Instruments Report.

Our Consolidated Financial Statements of ARAUCO are available on the website of the Commission for the Financial Market.

Financial indicators (In millions of USD)

	2022	2023	2024	2025
Sales	7,102	6,012	6,546	6,084
Adjusted EBITDA	2,167	1,026	2,014	1,331
Adjusted EBITDA / revenue	31%	17%	31%	22%
Profit (Loss)	704	-359	476	41
Financial Debt	5,718	7,055	6,597	8,643
Net Financial Debt	5,051	6,485	5,525	7,359
Financial Costs	200	373	398	410
Capital Expenditures	1,578	1,263	1,229	2,445
Issued Capital	804	804	1,104	1,554
Equity	8,260	8,009	8,724	9,683

Economic value generated and distributed (In millions of USD)

	2022	2023	2024	2025
Total income				
Net sales	7,102	6,012	6,546	6,084
Financial income	72	132	66	63
Income from sales of tangible and intangible assets	49	28	21	33
Economic value generated	7,223	6,171	6,634	6,180
Operating cost/Production cost*	3,408	3,749	3,593	3,505
Payments to capital providers	979	1,774	2,625	1,419
Salaries and benefits	719	747	711	740
Taxes**	142	-27	170	40
Investments in the community***	11	13	12	10
Economic value distributed	5,259	6,256	7,112	5,714
Economic value retained	1,963	-85	-478	466

* Corresponds to cost of sales net of depreciation and salaries.

** Includes income tax expenses.

*** Includes donations, contributions and scholarships.

ARAUCO COMPLETES THE LARGEST CORPORATE BOND IN THE HISTORY OF CHILE

The milestone was accompanied by the first fixed income “Ring the Bell” held in Chile, marking a significant advance in sustainable financing.

In 2025, we successfully carried out the issuance of the largest corporate bond recorded in Chile, raising 20 million UF with a demand that reached 35 million UF, equivalent to 1.75 times the offer. The bond was placed at a rate of 3.97%, lower than the registration rate, reflecting the strong confidence of the market in our Company and the interest of investors in supporting its sustainable growth strategy.

This milestone was celebrated with the “Ring the Bell” for the climate held together with the Santiago Stock Exchange and Nuam (Regional Holding that integrates the Santiago, Colombia and Lima Stock Exchanges into a single market), an unprecedented instance that highlighted the relevance of the operation, the joint work with the institutions that made its placement possible and the willingness of the market to finance projects with impact. The issuance consolidates our commitment to financing structures aligned with our sustainability strategy and with projects that generate value for people and the planet.



Responsible information management

NCG 461 (3.6.ii.b)

Our business depends on operational technology systems to effectively manage processes. In this way, disruptions in these systems, caused by external cyberattacks, obsolescence, technical failures, employee errors or internal attacks, may significantly affect our operation. Among the most important risks we consider are malware, ransomware, phishing and unauthorized access cyberattacks, which may affect the continuity of our operations, generate interruptions of critical services or impact the safety of people or the environment. These cybersecurity risks have increased significantly in recent years worldwide, as a consequence of the proliferation of new technologies and the growing sophistication and frequency of cyberattacks. Failures in our systems related to sensitive information may be disruptive to our business and result in production errors, process inefficiencies and the loss of sales and customers, which in turn may result in lower revenues, higher costs and excesses or shortages of inventory levels, or imply legal or regulatory non-compliance.

Additionally, cyberattacks or internal actions, including negligence or wrongdoing by our employees and suppliers, may have a negative impact on our reputation, on our relationship with external entities (governments, regulatory entities, partners, among others) and on our strategic positioning relative to our competitors.

Any significant breach in security or disruptions in the performance of our information technology systems may have a material adverse effect on the results of our operations and on our financial condition.

At ARAUCO we assume the responsibility of implementing, maintaining and continuously improving our Information Security Management System (ISMS), to maintain adequate and reasonable levels of security. Within this framework, we align with compliance with the Cybersecurity Framework Law, its regulations and the instructions issued by the National Cybersecurity Agency.

Our objective is that information security risks are known, assumed, managed and minimized in an organized, documented, systematic, structured, repeatable, efficient manner and adapted to changes that occur in risks, the environment and technologies.

2025 PROGRESS



- ▶ **Monitoring and alert management solutions:** we expanded and improved their coverage, improving early detection and response capabilities to incidents in both administrative and industrial environments.
- ▶ **Information Security training:** we strengthened our training program through a specialized e-learning platform, together with periodic simulation exercises and the reinforcement of internal policies, increasing the level of compliance and awareness of employees.
- ▶ **Protection of critical infrastructure:** we advanced in strengthening the regulatory compliance framework, adopting best practices, aligning controls with Chile's Cybersecurity Framework Law, its Regulations and instructions issued by the National Cybersecurity Agency, and using as international reference standards the NIS2 Directive and NERC-CIP, with a focus on risk management, governance and operational resilience.
- ▶ **Material losses:** at ARAUCO we did not face any material losses due to cybersecurity breaches. However, although we have comprehensive cybersecurity and governance practices in place, we cannot ensure that in the future we will not be subject to material cybersecurity incidents. We have had zero confirmed information incidents.

ACTIONS AND MEASURES

- ▶ Every year, as part of the external audit of the Company's Financial Statements, we evaluate information systems and the main control mechanisms to ensure the accuracy of the information delivered. This report is presented annually to the Board and potential risks identified are corrected.
- ▶ We have a cybersecurity policy and regulatory framework based on the guidelines and criteria set out by international standards ISO 27001, ISO 27002, ISO 27032 / NIST and ISA 62443, for administrative and industrial environments, as applicable. Likewise, we have implemented control mechanisms, technologies, processes and procedures developed based on the guidelines and criteria set out by such international standards, with attention not only to identification and protection but also to strengthening and improving recovery mechanisms.
- ▶ Our Code of Ethics defines the standards for handling information by employees. It is the responsibility of all employees to safeguard with due security and confidentiality all documents, information and/or assets, and those who have access to confidential information must not use it for their own benefit or that of third parties. Regarding the disclosure of confidential customer information, the employment contracts of ARAUCO employees include a confidentiality clause and reservation of the information they become aware of in the performance of their duties.
- ▶ We have security solutions and technology partners that monitor our infrastructure and, periodically, we carry out security assessments, which allow us to complement and improve ongoing initiatives and our cybersecurity strategic plan.
- ▶ The objective of the General Information Security Policy is to ensure the protection of information assets, whether owned by ARAUCO or under our custody, in interaction with suppliers, defining agreements, roles and responsibilities in information security. The provisions of this Policy are mandatory for all personnel, also reaching, where applicable, suppliers, contractors and external workers.
- ▶ We trained 6,365 people in 15 modules with an average duration of 91 minutes on cybersecurity, and in executive training we had 9 modules with a duration of 71 minutes.
- ▶ We continued adopting simulation exercises and measures to ensure that all employees comply with our cybersecurity policies.
- ▶ Our complaints channel is available for all countries on the website (www.arauco.com) and on the corporate intranet. This channel may also be used to report information security matters.
- ▶ All employees sign, in their employment contract, the Annex of Employment Contract Authorization for Use and Delivery of Data. In addition, they must complete a course on information security and data protection. Additionally, we carry out awareness and campaigns throughout the year.
- ▶ The policies that guide our actions include the Code of Ethics, the Information Security Policy, the Crime Prevention Policy and Model (MPD), the General Security Incident Procedure, the Complaints Procedure, the Software Use Regulation and the General Cybersecurity Incident Response Procedure.



BUSINESS AND RENEWABLE SOLUTIONS

GRI (2-6)

OUR MAIN ACHIEVEMENTS

4.6 million ADT of pulp produced in 2025.

1.8 million hectares (4.4 million acres) of forest assets in South America (Chile, Argentina, Brazil and Uruguay).

7.6 million cubic meters of wood produced in 2025.

1,051 MW
is our maximum installed energy generation capacity.

Figures, targets and commitments

- ▶ We started the construction of the Scuriú Project, in Mato Grosso do Sul, Brazil.
- ▶ Progress of main projects as of December 31, 2025: Scuriú in Brazil (43%), OSB in Chile (63%), Modernization of Puerto Esperanza Mill in Argentina (84%), Vikingo 2.0 in Mexico (74%) and Alacrán already produced its first board in Durango, Mexico.
- ▶ Progress of wind projects in Chile: we submitted the Tulipanes Wind Farm Project to the SEIA, initiating its environmental evaluation. Meanwhile, the Las Fresias Wind Project completed a relevant phase of the process by submitting its Technical Addendum and its Citizen Addendum.
- ▶ Our target is to invest USD 100 million in R&D by 2030.
- ▶ We seek to ensure that 100% of our facilities are certified with chain of custody.
- ▶ Our objective is to maintain over 95% of our forest assets certified.



OUR PRODUCTS

NCG 461 (6.2.i, 6.2.v, 6.2.viii)

Growing from renewable sources, generating solutions that improve quality of life.

Our broad range of products and sustainable alternatives, produced from a renewable resource such as wood, is designed as a series of solutions to improve people's quality of life. In this way, we positively impact various industries, such as construction, energy, packaging, paper, apparel and furniture.



▶ **Bleached Softwood Kraft Pulp (BSKP):** produced from radiata or taeda pine, strengthens the final product thanks to the resistance of its long fibers.

▶ **Bleached Hardwood Kraft Pulp (BHKP or EKP):** produced from eucalyptus provides softness to the product, with excellent morphological capabilities and versatility of uses.

▶ **Unbleached Softwood Kraft Pulp or raw pulp (UKP):** made from pine, used in the packaging and fiber cement industry.

▶ **Dissolving pulp:** produced from eucalyptus, used as a raw material in the manufacture of viscose or rayon fabric.

▶ **Fluff pulp:** produced from taeda pine, is the raw material for personal hygiene products due to its high absorption capacity.

▶ **Non-conventional renewable energy (NCRE):** from forest biomass.

▶ **Engineered products:** includes laminated wood and CLT (Cross Laminated Timber), used in the construction of residential, commercial, industrial buildings and infrastructure.

▶ **MDF, MDP and plywood panels:** dedicated to the furniture and construction industries, recognized for their wide range, availability and quality.

▶ **Wood:** provides quality and strength solutions for the construction, furniture and packaging industries.

▶ **Mouldings:** decorative and finishing element in homes and various spaces.

Our product-market categories are distinguished by their own brand, backed by ARAUCO. With this, we seek to be recognized in the market as specialists in relevant segments, while simplifying our customers' processes.



Cellulose

- arauco**
CELULOSA
- arauco**
BKP
- arauco**
EKP
- arauco**
FLUFF
- arauco**
PULP
- arauco**
CELCO FC
- arauco**
CELCO PG
- arauco**
Silver Star / 明星 BKP
- arauco**
Bright Star / 明星 EKP
- arauco**
Gold Star / 金星 UKP
- arauco**
Soil Star / 土星 UKP FC
- arauco**
Wood Star / 木星 APSA BKP
- arauco**
UKP
- arauco** | CREATE
Sustainable Fiber

Wood

- arauco**
PBO
- arauco**
FIBREX
- arauco**
MDP
- arauco**
MSD
- arauco**
LUMBER
- arauco**
ULTRA PB
- arauco**
COLOR
- arauco**
DURAFLAKE
- arauco**
MOULDING
- arauco**
TRUPAN
- arauco**
SUPER MDF

- arauco**
RENOVA
- arauco**
Mill Run MSD
- arauco**
MOLDURAS
- arauco**
MELAMINA
- arauco**
MELAMINE
- arauco**
DECOFAZ
- arauco**
DUROLAC
- arauco**
MDF

- arauco**
PRISM
- VESTO
arauco
- FAPLAC
melamina
- ARAUCOPLY.**
- HILAM**
arauco
- arauco**
Repisas **DECOLAM**
- T A
B L E
R E D**
arauco

NEW PRODUCTS

CHILE

- ▶ **Cladding line with Renova 3D Foil:** we completed the line with 4 designs: Trigo, Quinoa, Loft and Sereno.
- ▶ **Decolam Shelving:** we launch in 6 formats.

ARGENTINA

- ▶ **Faplac Tactile Line:** new High End category of boards coated with polymer in 3 designs: White, Black and Grey. We launched this new category of multi-resistant products, created especially for the execution of the most demanding spaces and projects. 3 colors and 2 exquisite finishes that provide spaces with sophistication and style.



- ▶ **Faplac:** we incorporated three new designs into the Mesopotamia line inspired by the strength of nature, the beauty and richness of the region and its biodiversity: Yute, Terracota, Petiribí.
- ▶ **Wood:** development of cut wood for pallets and blanks, pieces of sawn wood without knots, which function as a base for the manufacture of different finished products.

BRAZIL

- ▶ **Ritmos Collection:** with 9 MDF/MDP board designs, in addition to a new texture called Dueto. New designs: Blues matt, Blues dueto, Bossa Nova, Frevo matt, Frevo dueto, Jazz, Samba, Sertanejo and Tauri Clásico.

MEXICO

- ▶ **2 new Exclusive TableRed Designs:** Nero and Kira.
- ▶ **Bosco Vesto Collection:** inspired by the life and harmony of Chilean forests: Avella and Morel.

NORTH AMERICA

- ▶ **Mouldings:** we incorporated new decorative profiles such as Scallop and Cove, expanding finishing alternatives for interior design.
- ▶ **TFL:** we developed the Tactile line, strengthening the offer of surfaces with greater aesthetic and sensory value.
- ▶ **AraucoPly:** we launched Fluted Wall Panels, oriented to decorative solutions for interior cladding.
- ▶ **MDF:** we incorporated Stiles & Rails, components for structural applications and furniture, especially in kitchens.
- ▶ **Particleboard:** we expanded the portfolio with Bullnose Shelving, TFL Shelving and Stair Tread, strengthening the proposal in storage solutions and functional applications.

OTHER COUNTRIES

- ▶ **ARAUCO Renova Melamine:** launched in Peru, Colombia and Central America.
- ▶ **Forest melamine Vesto:** we launched the collection in Peru and Central America.

OUR BUSINESSES

Forestry, pulp and energy

1.8 million hectares (4.4 million acres) in Chile, Argentina, Brazil and Uruguay constitute our forest assets.

Responsible forest management

Trees continue to be one of the greatest natural strengths to mitigate climate change. Regardless of whether they are native or plantations, they have the natural capacity to absorb carbon dioxide and transform it into oxygen. Maintaining responsible plantation management relieves pressure on native forests, whose deforestation and degradation cause approximately 20% of global CO₂ emissions.

5.1 million tons of pulp is ARAUCO's production capacity.

More than 20 years promoting Non-Conventional Renewable Energy (NCRE) generation.

Approximate commercial rotation age of pine and eucalyptus (in years)

	Pine	Eucalyptus
Chile	20	12
Argentina	13	7
Brazil	NA	7
Uruguay	NA	12

NA: Not applicable

At ARAUCO, all our products use wood as their raw material. Hence the importance of managing, using Responsible Forest Management practices, our assets in Chile, Argentina, Brazil and Uruguay. In line with this, we certify our production processes with the most demanding environmental, social and economic standards worldwide. In South American countries (Chile, Argentina, Brazil and Uruguay), we have forest assets of 1.8 million hectares (4.4 million acres). Of this, 27% corresponds to native forest and protection and conservation areas of high social and environmental value, which we protect and conserve so that they continue to exist in the coming centuries.

Distribution of forest assets by use (in thousands of hectares (acres) as of December 2025)

NCG 461 (6.4.ii)
GRI (304-3)

Country	Pine	Eucalyptus	Other species	To be planted	Native	Other uses	Total
Chile	399 (986)	205 (506)	2 (5)	71 (175)	294 (727)	55 (136)	1,027 (2,537)
Argentina	91 (225)	19 (47)	18 (44)	10 (25)	120 (297)	5 (12)	264 (650)
Brazil	-	241 (595)	-	26 (64)	71 (175)	16 (40)	354 (875)
Uruguay	-	94 (232)	-	7 (17)	5 (12)	46 (114)	153 (378)
Total	491 (1,213)	494 (1,221)	21 (52)	113 (279)	490 (1,211)	189 (467)	1,797 (4,443)

Includes 100% of the plantations we have in Chile, 100% of the plantations we have in Argentina, 50% of the plantations in Uruguay through the Montes del Plata Joint Operation, and 100% of the plantations we have in Brazil. It also includes 335,608 hectares (829,220 acres) for which we have harvesting rights but are not landowners, of which 1 hectare (2 acres) is in Chile, 17 hectares (42 acres) are in Argentina, 293,783 hectares (725,949 acres) are in Brazil and 41,808 hectares (103,327 acres) are in Uruguay.

Forest assets by ownership category (hectares (acres))

NCG 461 (6.4.iii)
SASB (RR-FM-000.A)

2025	Native	Productive	Total
Total assets	490,135 (1,211,424)	1,387,984 (3,429,109)	1,797,474 (4,440,533)
Own forest assets	437,468 (1,080,283)	1,024,398 (2,531,488)	1,461,865 (3,611,770)
Chile	294,125 (726,705)	732,402 (1,809,465)	1,026,527 (2,536,170)
Uruguay	4,991 (12,333)	106,447 (263,031)	111,438 (275,364)
Brazil	18,552 (45,854)	41,238 (101,884)	59,790 (147,738)
Argentina	119,800 (295,992)	144,311 (356,508)	264,111 (652,500)
Leased forest assets, usufruct or surface rights	52,667 (130,141)	282,941 (698,858)	335,608 (828,999)
Chile	-	1 (2)	1 (2)
Uruguay	357 (882)	41,451 (102,447)	41,808 (103,329)
Brazil	52,310 (129,259)	241,473 (596,401)	293,783 (725,660)
Argentina	-	17 (42)	17 (42)

Productive includes 189 thousand hectares (467 thousand acres) of Other uses. ARAUCO's forest base in the state of Mato Grosso do Sul in Brazil is composed of Mahal properties, usufruct and surface rights.

Harvesting and purchase of wood (in millions of m³ssc)


SASB (RR-PP-000.C, RR-FM-000.B, RR-FM-000.C)

	2023	2024	2025
Harvested log volume	21.4	18.7	17.9
Purchased volume of logs and chips	6.6	8.1	9.2
Volume of logs and chips destined to mills	24.9	25.8	25.7
Volume of logs and chips sold to third parties	4.5	1.4	0.7

(* 2024 figures adjusted with respect to what was reported in the Integrated Report 2024, following a review of the calculation process.



The total standing timber inventory for the year reaches **161,861,789 m³**



Pulp production

Pulp is a versatile raw material; in fact, it is the basis for the production of diapers and hygiene products, filters and fiber cement products, textiles, printing and writing papers, tissue paper and packaging materials, among others. We produce five types of this material that are distinguished by their uses and by the properties they provide to the final product.

ARAUCO has four pulp mills in Chile¹⁹, one in Argentina and one in Uruguay, through a joint operation between ARAUCO and Stora Enso. Altogether, these provide a production capacity of around 5.1 million tons, exporting mainly to Asia and Europe.

Pulp production by product type (in thousands of ADT) (as of December 31, 2025)

SASB (RR-PP-000.A)

	2023	2024	2025
Bleached pine (BSK=BKPR+BKPT)	1,085	1,150	1,132
Bleached eucalyptus (BEK)	2,008	2,553	2,604
Unbleached pine (UKP)	302	296	289
Dissolving pulp	296	421	429
Fluff	137	124	174
Total	3,828	4,544	4,628

¹⁹ Since 2023, the operation of the Licancel pulp mill in Chile has been indefinitely suspended.

FROM TREE TO YOUR HOME: SUSTAINABLE FIBERS FOR A NEW GENERATION OF PRODUCTS

Together with 1KO, we launched a collection of scarves made from viscose produced in Valdivia, highlighting the textile potential of Chilean pulp.

Portraying the life that inhabits the forests of southern Chile, through the innovative “From Tree to Your Home” collection, we invite people to rediscover the value of natural fibers and their sustainable origin, bringing together sustainable fashion, national design and conservation.

The scarves were made of viscose, a textile fiber developed from eucalyptus pulp produced at the Valdivia mill. In this way, the alliance between industry, design and conservation highlights a sustainable national raw material that is projected as a low environmental impact alternative with high acceptance in the conscious world, even surpassing cotton in water efficiency, energy and carbon footprint.

The launch in Chile brought together representatives of fashion and the circular economy, consolidating ARAUCO’s role as a supplier of responsibly sourced materials for the textile industry and reaffirming Chile’s capacity to develop renewable fibers and project new uses for our products in creative and low environmental impact markets.



Renewable Energy Generation

Forest biomass is a forestry and industrial by-product of wood. Understanding our environmental responsibility and commitment to sustainability, for more than two decades we have generated non-conventional renewable energy, clean, safe and efficient, from this by-product. Thanks to this, greenhouse gas emissions are reduced, since we use it in energy plants that cogenerate the steam and electricity required by our manufacturing operations.

In this way, we expand our generation capacity beyond the requirements of the industry. Thus, at ARAUCO we are able to self-supply energy and, in addition, deliver surpluses from our industrial plants to the energy matrix of Chile, Argentina and Uruguay.

In Chile, our installed capacity is approximately 875 MW, generated by seven industrial plants and two backup units. Of these, we have a capacity of 344 MW to be supplied to the National Electric System (SEN).

In Argentina, there are two plants that produce approximately 85 MW and we supply 15 MW to the energy matrix. In Uruguay, our joint operation with the Swedish Finnish company Stora Enso has an installed capacity of 90 MW and we supply 50 MW to the energy matrix. Additionally, we have a solar plant in Jaguariáiva, Brazil, with an installed capacity of 0.5 MW.

Furthermore, in our ongoing and long-standing efforts to combat climate change, we have certification of emissions reductions from cogeneration projects based on residual biomass of forest origin (forestry and industrial wood by-products, including the wood pulp by-product called “black liquor”) in five generation plants in Chile and one in Uruguay (joint operation

with Stora Enso). This renewable and carbon-neutral fuel allows facilities to reduce their dependence on grid electricity intensive in fossil fuels. All of them are registered under internationally recognized standards, such as the Clean Development Mechanism (CDM), being the first Chilean forestry company to issue Certified Emission Reductions (CER or carbon credits)

under the Kyoto Protocol CDM. Their annual CO₂ reduction capacity reaches around 650 thousand tons. Meanwhile, the Viñales cogeneration project is registered under the Verified Carbon Standard (VCS). Its annual CO₂ reduction capacity reaches around 650 thousand tons.

Wind energy generation projects

Aware that innovation is key in building a better future, we established a development plan for wind power generation projects on owned land. The projects in the pipeline, once built and operational, could represent an installed capacity of approximately 1,400 MW. All these initiatives are at different stages of development.

Energy generation capacity and injection into the energy matrix (MW as of December 31, 2025)

Country	Plant	Maximum installed capacity	Maximum generated power ¹	Internal consumption	Maximum injection to energy matrix
Chile	Arauco	425	300	155	145
Chile	Bioenergía Viñales	41	41	9	32
Chile	Cholguán	29	28	15	13
Chile	Constitución	40	30	22	8
Chile	Horcones (Turbina Diésel y Gas)	24	24	-	24
Chile	Licancel ²⁰	-	-	-	-
Chile	Nueva Aldea I	30	28	14	14
Chile	Nueva Aldea II (Turbina Diésel)	10	10	-	10
Chile	Nueva Aldea III	136	100	63	37
Chile	Valdivia	140	115	54	61
Argentina	Puerto Piray	38	30	16	15
Argentina	Esperanza	47	47	39	-
Brazil	Planta Solar Jaguariáiva	0,5	0,5	0,5	-
Uruguay	Montes del Plata (50%)	90	90	40	50
Total		1,051	844	428	409

The maximum capacity available for fossil fuel is approximately 7.7% of total installed capacity and around 19.8% relative to the capacity for sale to national energy matrices. These values are approximate and are not necessarily used during the year, therefore the energy generated with diesel/fuel oil is a very small percentage.

¹ Refers to values that plants reach, but not necessarily continuously.

²⁰ In 2023, the operation of the Licancel pulp mill in Chile was indefinitely suspended.

2025 PROGRESS



- ▶ **Planting:** 138 million trees were planted in Chile, Argentina, Brazil and Uruguay.
- ▶ **Operational Management Model (OMM):** we launched a new model that allows us to have expert teams, operational discipline and a non-negotiable focus on people, the environment and assets. With OMM we seek to continue ensuring that every job is done well and that every risk is anticipated to achieve more stable and efficient operations.
- ▶ **Energy:** between 2007 and 2025, we contributed 9.65% of the total carbon credits from energy generation projects based on residual biomass registered worldwide under the CDM standard. This portfolio of initiatives represents a net issuance of 5.5 million CERs under our CDM projects.
- ▶ **Internal consumption:** ARAUCO's plants recorded a total consumption of 12,366,412 GJ.
- ▶ **Electricity surplus:** we injected 5,269,515 GJ into the energy matrix.

Chile

- ▶ **The Well-Done Work Route in forestry:** the Assets and Operations areas initiated a series of field sessions with the objective of identifying gaps, opportunities and challenges faced when applying the model in our operations. With this initiative, we seek to continue strengthening a culture focused on safety, respect for the environment and continuous improvement of our operational processes.

- ▶ **New logistics and maintenance center for forestry operations:** this new center, which grew from 500 to 8,000 square meters, will allow us to ensure the care of more than 300 pieces of equipment, enhancing their care and useful life and representing a significant improvement in our operations. The center includes a large warehouse that will support the entire Internal Mechanized Harvesting operation of ARAUCO.
- ▶ **Well-Done Work in pulp:** pulp service companies committed to well-done work, focused on strengthening leadership, planning and risk management.
- ▶ **Artificial intelligence in quality control of our harvests:** the forestry team developed a solution that combines drones and artificial intelligence to identify and quantify each piece of wood in the field. This tool optimizes the recovery of forest value and reduces unused volume, improving the quality of our harvests by 37%.
- ▶ **Tulipanes Wind Farm:** we recently submitted this project to SEIA, initiating its environmental evaluation. It considers the construction and operation of 57 wind turbines, each with a unit capacity of 7.2 MW, allowing for a total installed capacity of up to 410.4 MW.

- ▶ **Las Fresias Wind Project:** we completed a relevant phase of the process by submitting its Technical Addendum and Citizen Addendum, responding to more than 300 observations made during public participation. With the installation of 43 wind turbines and an installed capacity of up to 310 MW, this wind development also considers an energy storage system and its associated transmission infrastructure.

2025 PROGRESS



▶ **Electricity surplus:** our plants injected 1,068 GWh into the National Electric System in 2025, which represents approximately 1.3% of the total energy consumed in the National Electric System.

Brazil

▶ **Sucuriú Project:** we began construction works for the new pulp mill, which will have the capacity to produce 3.5 million tons of pulp per year and is expected to start operations at the end of 2027.

▶ **Sucuriú Project supply:** in order to ensure forest raw material for the development of the project, in July we signed a wood purchase agreement with the Brazilian company Eldorado do Brasil for approximately twelve million cubic meters of wood with bark.

▶ **FSC® Certification:** expansion of certification scope by 61 thousand hectares (151 thousand acres) of productive area.

▶ **Planting and mechanization:** planting operations reached 67.5 thousand hectares (167 thousand acres), as a result of integrated work between mechanized and manual planting, third-party execution and partnerships.

▶ **Mechanization and Operational Management:** the expansion of mechanization consolidated important gains in productivity and standardization, highlighting mechanized irrigation, which showed an average increase of 30% in productivity compared to the manual model, in addition to reducing variability between shifts and operators. To support this progress, we implemented the 4x4 scheme in two shifts, allowing continuous 24-hour operation in mechanized fronts, expanding operational flexibility and increasing levels of efficiency, safety and comfort for employees.

▶ **Protection:** we closed the year with no losses due to fires, as a result of the implementation of a state-of-the-art detection system, combined with a robust firefighting structure composed of airplanes, helicopters, brigades and ground fleets, ensuring early detection and efficient response, with no loss of areas.

▶ **Forest harvesting:** we initiated the first harvesting module, focused on damaged wood, expanding operational capacity and response capacity to adverse events.

▶ **Wood sales:** since Arauco Celulose do Brasil does not yet carry out direct harvesting of its wood, it currently does not have its own harvesting operation. In 2025, 337 thousand m³ of standing timber were sold, equivalent to 2 thousand hectares (5 thousand acres).

Argentina

▶ **Energy self-generator:** we consolidated our position in the Wholesale Electricity Market (MEM), with the commissioning of a new Turbo Generator at our Puerto Esperanza mill. In this way, the Puerto Esperanza pulp mill becomes almost 100% self-sufficient with its own generation, freeing part of the demand that previously required the national grid and, therefore, generating greater availability of energy for the province of Misiones. This milestone is part of the Puerto Esperanza Mill Modernization Project, an initiative that includes technology upgrades, equipment modernization and infrastructure improvements, supported by an investment close to USD 200 million.

Wood Products



27 panel plants, 2 plywood mills and seven sawmills, we stand out globally as one of the main wood producers.

Wood is a special renewable resource, being the only material used at large scale in construction and furniture that can be produced sustainably.

Its use presents different positive impacts: for each cubic meter used in construction, one ton of CO₂ is stored from the atmosphere; it shows particularly good thermal and seismic performance; it has high fire resistance and long durability; it is friendly to health and well-being; and it provides effective acoustic insulation.

Its advantages and proven CO₂ reduction capacity has made it a material increasingly chosen by architects to develop buildings with a high technological and aesthetic standard.

ARAUCO manufactures plywood, fiber and particle panels, remanufactured wood and mouldings with diverse

levels of finishing, appearance and value-added processes, both for architecture and for design, construction, packaging and remodeling. Additionally, some of our wood products plants are capable of self-supplying energy and delivering surpluses to the Chilean National Electric System.

With 27 panel plants, 2 plywood mills and seven sawmills – including five remanufacturing plants – we stand out globally as one of the main wood producers, with 11.5 million cubic meters, exporting mainly to the markets of the United States, Canada, Brazil and Mexico.

Towards more sustainable construction

The building industry is shifting toward more sustainable practices to address climate change.

With technology and resources, at ARAUCO we are working to lead an evolution toward sustainable construction. This trend is already a reality in North America and Europe and is beginning to gain ground in Latin America, reflecting the environmental commitment of the different stakeholders in the building sector.

At ARAUCO we are committed to leading this transformation, encouraging the use of wood due to its efficiency advantages and its contribution to reducing carbon footprint.

Our objective is to promote greater integration of this sustainable material in the sector, thus fostering a more renewable future.

Production by product type (in thousands of m³ as of December 31, 2025)

SASB (CG-BF-000.A)

	2023	2024	2025
MDF	2,726	2,911	2,804
PB	2,413	2,410	2,345
Dry lumber	2,144	1,135	1,085
Green lumber	1,479	547	515
Plywood	465	523	507
Remanufacturing	317	383	361
Total	9,545	7,909	7,618

2025 PROGRESS



▶ **Wood and panels sales:** 7.5 million m³ were sold.

▶ **AI Council launch:** the Wood Products AI Council was launched, aimed at accelerating solutions with artificial intelligence that generate value, efficiency and agility.

Chile

▶ **New OSB production line:** with an investment of approximately USD 100 million, progress was made in the construction of a new line at the Trupán-Cholguán complex. Its operation is expected in the third quarter of 2026.

▶ **New Hílám ARAUCO website:** we launched a more modern, clear and interactive website.

▶ **Chile Pavilion at Expo Osaka:** in this meeting space between Chile and Japan, we were present with our HILAM wood. We were also present through our Voces del Bosque podcasts, an activation that generated great interest among visitors by connecting in a playful way with the biodiversity of our forests.

▶ **Copec wooden electric station:** with industrialized HILAM wood, the first Copec electric station was built. Additionally, two fuel charging stations and a Pronto building were constructed.

▶ **Canal de Chacao fish farm:** the new Canal de Chacao fish farm, built by Cermaq Chile in Pargua, includes a sustainable design integrating more than 2,300 m³ of laminated HILAM wood manufactured and assembled by ARAUCO. The project —24,000 m² and designed by architect Teodoro Fernández— combines energy efficiency, thermal comfort and a significant reduction in carbon footprint, supporting its goal of obtaining CES Sustainable Building certification. In 2025, a key milestone was achieved: the complete installation of the roof, accomplished without accidents and recognized together with the project workers, and it is expected to begin operations in 2026.

▶ **First McDonald's in Chile 100% wood:** two new stores, built entirely with Hílám wood, set a precedent in innovation and sustainability within the chain, highlighting attributes such as energy efficiency, lower carbon footprint and environmentally friendly design.

▶ **EV Point Universidad Técnica Federico Santa María:** with the inauguration of two solar charging stations for electric vehicles, built with laminated wood from ARAUCO, the Universidad Técnica Federico Santa María became the first university institution in Latin America to have this type of infrastructure. EV Point USM is an initiative led by the University together with its Advanced Center for Electrical and Electronic Engineering (AC3E), aimed at promoting sustainable transport through renewable and low environmental impact charging infrastructure, where ARAUCO donated the wood for its construction.

▶ **ETMday:** the more than 1,000 stands present at ETMday, the largest innovation and entrepreneurship event in Latin America, were 100% built with ARAUCO wood, reaffirming our commitment to the entrepreneurial ecosystem and sustainable development.

▶ **Mockup of Prefabricated CLT Modules for Small Condominiums (DS49):** the mockup of 4 CLT modules, in two floors, aims to evaluate the different stages of manufacturing and assembly, as well as its thermal, fire resistance and acoustic performance, to incorporate it as a standardized affordable housing solution with DS49 subsidy for plot densification. The initiative, started in 2022 together with Hílám, Árbol Ingeniería and Tallwood, was recognized in the "Industrialized Housing Challenge for Small Condominiums" competition, being the only wood-based project awarded.

Argentina

▶ **Blanks Project, new value-added line in sawmill:** we launched a new value-added blanks line in the sawmill, a project aimed at expanding production capabilities, allowing the production of knot-free sawn wood pieces that serve as a base for the manufacture of different finished products. Among the main uses, these pieces are used as input to develop furniture, flooring, mouldings and panels, expanding the range of applications of the material from a value-added product.

Brazil

▶ **Mouldings line – Piên plant:** we implemented the first mouldings production line in Brazil, as part of a project that will reach a total installed capacity of 50,000 m³ per year. The total estimated investment of the project amounts to USD 7 million, allocated to the implementation of both production lines.

Mexico

▶ **Vikingo 2.0 and Alacrán Projects:** the Alacrán project already produced its first board in Durango and for 2026 the start-up of the Vikingo 2.0 project developed in Zitácuaro is planned. From a technological standpoint, Vikingo 2.0 will be the first MDF plant of its kind, since the effluent from the defibration area will be used to generate the steam required by the plant in its process stages, representing an important technological leap and reflecting our commitment to the environment.

ENGINEERED EXTERIOR WOOD COMPOSITE




Innovation to expand the use of wood solutions for exterior applications

The Engineered Exterior Wood Composite is a strategic project for ARAUCO in North America and a key component of its C3 strategy, aimed at leveraging existing assets and infrastructure to enter higher value-added niches, through limited and highly efficient investments. This development allows the Company to expand its portfolio beyond interior applications, advancing toward exterior-use solutions, in line with its productive reconversion strategy, which seeks to move from lower value-added products toward higher-value alternatives with better margins.

Currently, the project is in the development stage and has an initial investment of USD 3 million, mainly allocated to the incorporation of equipment to apply surface textures to mouldings. In parallel, the technical team is working on the formulation of a panel with standards for exterior use, a relevant challenge that involves not only material development but also its industrialization, scalability and capacity for large-scale production.

The commercial launch of the product is planned for the fourth quarter of 2026.



RESEARCH, INNOVATION AND DEVELOPMENT

NCG 461 (3.1.v)

At ARAUCO, we understand that our work is a constant effort in research and innovation, which guarantees sustainability in the long term, as set out in our strategy. We know that, from this, together with the creativity of our experts in different disciplines and the wise use of technology and science, we are able to harvest new and better sustainable solutions.

In all the places where we operate, this effort that we have sustained for more than three decades distinguishes us and makes us proud, as it allows us to maximize the productivity of the forest and industrial resource, maintaining a constant concern for the analysis of processes in the Forestry, Pulp and Wood Products areas.

In a global context marked by the need to transition toward more sustainable production models, in 2025 we commemorated 35 years of Bioforest's trajectory, promoting applied science, technology and innovation at the service of a more resilient, efficient forestry industry prepared for future challenges. Founded in 1990, our center was born with a long-term vision: to generate and apply high-level scientific knowledge to strengthen ARAUCO's sustainability, competitiveness and international projection, anticipating the environmental, productive and technological challenges that today shape the global agenda.

In 2025, the GloNi project — a eucalyptus that combines accelerated

Bioforest is responsible for developing and implementing knowledge and technologies that add concrete value to the business in a sustainable way.



growth with high-value fiber—received two recognitions, consolidating Bioforest as a global benchmark in applied forestry research.

In its trajectory we also highlight the development of dissolving pulp, a raw material for the manufacture of natural and renewable fibers, produced at large scale at the Valdivia mill and destined for highly demanding international markets.

Today, Bioforest has a team of more than 50 specialists and an active network of collaboration with universities, startups and technological centers in Chile and

abroad. Among our advances, the consolidation of clonal silviculture and genomic selection stands out, tools that allow us to identify superior genetic material with greater speed and precision, strengthening the resilience of forest assets in the face of climate change.

Another relevant milestone has been the strategic alliance with TreeCo, a startup from North Carolina State University specialized in genetic editing using CRISPR technology, which positions us at the forefront of forestry biotechnology worldwide. In the industrial field, Bioforest

has been key in the development of solutions that today are part of our daily operations, such as Waste Valorization Centers (CVR), which allow transforming industrial by-products into useful materials for agroforestry uses, contributing to the Company's progress toward its goal of 100% waste valorization.

With 35 years of trajectory, Bioforest reaffirms its role as a driver of applied knowledge, demonstrating that science developed in Chile can transform an entire industry and project itself with global impact.

Thanks to all these efforts, through research projects we have been able to better understand complex natural phenomena, such as climate change. For the benefit of the community, in line with the SDGs (Sustainable Development Goals), and as reference experience for this and other industries, we have transformed this knowledge into sustainable practices in biodiversity conservation and ecosystem services.

USD 43

million were invested in R&D through Bioforest in 2025

ARAUCO RECEIVES DOUBLE RECOGNITION FOR SCIENTIFIC AND SUSTAINABLE INNOVATION THANKS TO ITS HYBRID TREE GLONI

The Company was recognized by CPC Biobío and PwC Chile for the development of GloNi, a hybrid eucalyptus created by Bioforest, its research and development center, which combines productivity, resilience and sustainability.

In 2025, ARAUCO was recognized with two important innovation awards that consolidate the role of Bioforest as a key factor in applied research. CPC Biobío and the PwC Chile Innovation Award recognized the development of GloNi, a new genetic material resulting from the cross between *Eucalyptus globulus* and *Eucalyptus nitens*, which combines greater resilience to climate change with the fiber quality required by the industry.

This innovation, the result of more than a decade of research—improves the productivity, resilience and sustainability of forests in the face of climate change. In addition to benefiting small and medium-sized landowners by expanding access to high-performance genetic material. These recognitions highlight ARAUCO's ability to anticipate sector challenges and promote green competitiveness based on science and technology.

With both awards, the Company reaffirms that innovation is a central pillar of its strategy and a tool to generate solutions with economic, environmental and social impact from Chile's forests to the world.



2025 PROGRESS



- ▶ **Synfuels Biobío Project:** we advanced in the execution of the Synfuels Biobío project, co-financed by CORFO and developed by Bioforest, Copec and Abastible since the end of 2024. This project seeks to evaluate, through an industrial pilot at Arauco Mill Line 2, the production of carbon-neutral synthetic fuels from green hydrogen and biogenic CO₂. To date, CLP 1,600 million in state contributions have been received, of which CLP 245 million have been used to develop conceptual and basic engineering studies of the project and the management of environmental permits, achieving the milestone of obtaining approval of the pertinence letter submitted to the Environmental Evaluation Service of the Biobío Region.
- ▶ **TreeCo:** we obtained the first edited genetic material with characteristics of interest for ARAUCO.
- ▶ **New product pilots:** favorable concept validations to develop pilots for alternatives of new products from our fiber, with the potential to replace fossil-based raw materials.
- ▶ **Waste valorization:** we developed the first laboratory pilot to transform pulp mill residues into raw materials to develop other products with commercial value.
- ▶ **Agreement with Universidad de Concepción:** to implement the First Genetic Engineering Laboratory in Chile, a unique forest genetic engineering platform in the country, whose mission is to identify genes with potential resistance to water stress, validate them in model species and transfer that knowledge to trees such as pine and eucalyptus. All this while training highly qualified human capital in biotechnology.

PRODUCT LABELING AND CERTIFICATIONS

Proper labeling and marketing communication, following both the regulations of the countries of origin and destination, is part of our concerns and responsibilities. Thus, we work to ensure that all our products have different certifications, easily identifiable through labeling according to the requirements of each of them. During 2025, our ARAUCOPly plywood boards obtained the voluntary EPD (Environmental Product Declaration) certification, which is based on the product Life Cycle Assessment and describes its environmental impact. In the case of pulp, our bales are labeled according to the standards that guide the industry worldwide. In North America, according to the official compliance statement, all composite panels (such as MDF and particleboard) comply with the main emission and labeling regulations in force in the United States and Canada, including EPA TSCA Title VI, California CARB and the CPA 4-19 ECC sustainability standard. Likewise, we comply with regulations on risk communication and regulated substances and, where applicable, incorporate additional certifications such as Chain of Custody and fire resistance certifications. Regarding forest certification and third-party traceability systems, pulp and energy mills use: Forest Stewardship Council® (Celulosa Arauco y Constitución S.A. License



Code: FSC®C006552, Arauco Argentina S.A. License Code: FSC®C121377, Celulosa y Energía Punta Pereira S.A. License Code: FSC®116413), Chain of Custody scheme; the Chain of Custody/Due Diligence System of the Programme for the Endorsement of Forest Certification (PEFC) and ISO 14001 environmental management system. Additionally, pulp mills in Chile and

Montes del Plata in Uruguay have ISO 9001. The latter also has ISO 45001. Wood products plants are certified under Forest Stewardship Council® (FSC®) (Maderas Arauco S.A. License Code: FSC®C119538; Arauco Industria de México S.A. de C.V. License Code: FSC®C125053; Indústria de Painéis S.A. License Code: FSC®C010928; Arauco Argentina S.A. License Code: FSC®C130094, FSC®C119529; Arauco

North America Inc. License Code: FSC™C019364), Chain of Custody/Due Diligence System of the Programme for the Endorsement of Forest Certification (PEFC). The California Air Resources Board (CARB) or E2/E1 certification is granted to panel plants, which implies low formaldehyde emissions (VOC). In North America, we have Eco-certified Composite (ECC)

certification and TSCA VI/CANFER certification for all facilities. During 2025, the Pulp and Energy business in Chile transitioned from a plant-by-plant ISO 9001 and ISO 14001 certification scheme to a multisite certification that includes the Arauco (Line 2), Nueva Aldea and Valdivia mills. This transition allows for process standardization, optimization of operational management and strengthening of quality controls and environmental performance at a corporate level. It is also projected that during 2026 the Constitución mill will

be incorporated into this scope, expanding the benefits associated with a more efficient and consistent operation across all facilities. Additionally, we have ISO 50001 certification for the energy management system for all pulp mills in Chile, where the energy balance of each mill is verified. In the case of the wood products business in Chile, energy consumption has independent verification. Additionally, a follow-up audit of the EMS (Energy Management System) was carried out.

In Mexico, we renewed FSC® certification for an additional 5 years, with the new period being 2025 to 2030. On the other hand, we initiated the process of certification as a clean industry at the Durango mill. This certification covers environmental self-management in all its areas and will allow us to extend the improvements implemented to other mills. In Brazil, during 2025 we maintained and recertified ISO 9001, FSC® and CARB certifications for the wood products business. Additionally,

for the second year, we reported our emissions under the PBGHG (Brazilian GHG Protocol Program) and obtained the Gold Seal. Likewise, for the third year, we participated in the Selo Clima Paraná initiative in Brazil, being evaluated again with the highest rating "A". In the last two years, in the external market category, this result shows that our inventory was duly audited by a company accredited by INMETRO. This certification, granted by the Government of Paraná through the Secretariat of Sustainable Development (Sedest), aims to recognize actions developed by municipalities, companies and institutions that voluntarily adopt and disclose measures to reduce greenhouse gas (GHG) emissions and contribute to climate action, in line with the Sustainable Development Goals (SDGs). In North America, a third party audits energy consumption. In Uruguay, we obtained level 5 (the highest) in the Sustainable Management Seal of the Union of Exporters of Uruguay and we have a carbon footprint verified under ISO 14067 and ISO 45001. We also have forest management and chain of custody certifications. We also obtained the verification certificate of our carbon footprint under ISO 14064-1 and the GHG Protocol. External auditors for the verification of the Carbon Footprint were PricewaterhouseCoopers (PwC), replacing AENOR, which certified our footprints from 2019 to 2024.



Industrial facilities certifications

Business	Complex/Mill	Country	ISO	ISO	ISO	ISO	ISO	FSC®	PEFC	SMETA	CARB	ECC	Sustainable Management Seal; Authorized Economic Operator (AEO); Kosher; ISO/IEC
			9001	14001	45001	14064-1	50.001	CoC	CoC				
Pulp and Energy	Puerto Esperanza	Argentina	•	•				•	•				
Pulp and Energy	Valdivia	Chile	•	•			•	•	•				
Pulp and Energy	Arauco	Chile	•	•			•	•	•				
Pulp and Energy	Nueva Aldea	Chile	•	•			•	•	•				
Pulp and Energy	Constitución	Chile	•	•			•	•	•				
Pulp and Energy	Montes del Plata (50%)	Uruguay	•	•	•	•		•	•	•			•
Wood Products	Puerto Piray	Argentina	•	•				•			•		
Wood Products	Puerto General San Martin (Chemical division)	Argentina	•						Not applicable				
Wood Products	Planta Zarate	Argentina						•					
Wood Products	Jaguariáiva	Brazil	•					•			•		
Wood Products	Piên	Brazil	•					•			•		
Wood Products	Ponta Grossa	Brazil	•					•			•		
Wood Products	Montenegro	Brazil	•					•			•		
Wood Products	Araucaria (Chemical division)	Brazil	•						Not applicable				
Wood Products	Sault Ste. Marie	Canada						•			•	•	
Wood Products	St. Stephen	Canada	•	•				•			•	•	
Wood Products	Valdivia	Chile					•	•	•				
Wood Products	Viñales	Chile					•	•	•				
Wood Products	Trupán	Chile					•	•			•		
Wood Products	Cholguán	Chile					•	•	•				
Wood Products	Teno	Chile					•	•					
Wood Products	Nueva Aldea – Sawmills	Chile					•	•	•		•		
Wood Products	Nueva Aldea – Plywood	Chile					•	•	•	•			
Wood Products	Horcones – Sawmills	Chile					•	•	•				
Wood Products	Horcones – Plywood	Chile					•	•	•	•			
Wood Products	Moncure	United States						•			•	•	
Wood Products	Malvern / Prime-line	United States						•			•	•	
Wood Products	Carolina / Bennettsville	United States						•			•	•	
Wood Products	Duraflake	United States						•			•	•	
Wood Products	Grayling	United States						•			•	•	
Wood Products	Durango	Mexico						•			•		
Wood Products	Zitácuaro	Mexico						•			•		

We adhere to responsible forest management, recognizing the importance of our forest assets. In this way, we achieved that 83% of our forests are certified. Certification coverage decreased compared to 2024. This is because during 2025 in Brazil rights over certain lands were acquired, which are in the process of certification.

During 2025 in Chile, we implemented the new versions of FSC® forest management standards (FSC-STD-CHI-02-2024 FSC® Forest Management Standard for Chile) and PEFC (DN-02-05(2025) CERTFOR Sustainable Forest Management Standard for Plantations) and both external follow-up audits were successfully carried out.

Likewise, within the framework of FSC® forest management (Forestal Arauco FSC® License Code: FSC®C108276), ecosystem services for water conservation (Forel) and biodiversity (Huemul) were recertified.

In Argentina, we implemented the new versions of FSC® forest management standards (FSC-STD-ARG--01-2024 FSC® Forest Management Standard for Argentina) and PEFC (IRAM 39801 Edition 2.1 Sustainable Forest Management) and both external audits were successfully carried out, achieving recertification until 2030.

Likewise, within the framework of FSC® forest management (License Code: FSC®C128100), ecosystem services of Palmital conservation in the North region and Monte Blanco in the Central region were recertified. In Brazil, we have three certification processes: one for forest management for our own forests

and two for chain of custody, one corresponding to the dispatch of pulp acquired from Arauco Argentina and the other for our MDF, MDP panels and mouldings. The chain of custody certification for panels includes controlled wood certification and covers multiple sites, ensuring full traceability of our products. In 2025 we carried out the third monitoring of

the fifth FSC® certification cycle, with no non-conformities or observations recorded during the process. Likewise, during 2025 in Brazil we incorporated 61 thousand hectares (151 thousand acres) of productive area into the scope of forest management certification, distributed across 81 properties. In all these areas, field assessments were


carried out to identify the presence of potential High Conservation Value (HCV) attributes, with no areas of this type identified. Additionally, we advanced in remediation analysis by contracting a specialized company for the development of the evaluation protocol. In Uruguay, we were recertified under PEFC.

Forest asset distribution and certified coverage as of December 31, 2025

SASB RR-FM-160a.1, (RR-FM-160a.2)


Country	Area	Certification coverage	Detail of the local landscape and protected areas (which consist of remnants of native ecosystems, such as shrublands and native forests that are within the Company's assets)
Chile	1,026,528 hectares (2,536,173 acres), of which 606,647 hectares (1,498,028 acres) are productive forest plantations.	FSC® ^[1] 996,106 hectares (2,461,674 acres) as of December 2024, reported in 2025 audit. PEFC/CERTFOR 996,106 hectares (2,461,674 acres) as of December 2024, reported in 2025 audit.	The protected areas total 294,125 hectares (726,705 acres).
Argentina	264,129 hectares (652,544 acres), of which 129,247 hectares (319,407 acres) are productive forest plantations.	FSC® ^[2] 218,112 hectares (538,907 acres). PEFC/CERFOAR ^[5] 262,460 hectares (648,584 acres).	The protected areas total 119,800 hectares (295,992 acres).
Brazil	Rights over 353,573 hectares (873,682 acres), of which 240,579 hectares (594,452 acres) are productive forest plantations.	FSC® ^[3] for 152,631 hectares (377,147 acres).	The protected areas total 70,861 hectares (175,083 acres).
Uruguay	153,245 hectares (378,732 acres), of which 94,872 hectares (234,430 acres) are productive forest plantations.	FSC® ^[4] and/or PEFC for 151,841 hectares (375,263 acres).	The protected areas total 5,348 hectares (13,216 acres).

Includes all the Company's forest assets.
 [1] License Code: FSC®C108276.
 [2] License Code: FSC®C128100.
 [3] License Code: FSC®C131921
 [4] License Code: FSC®C016979
 [5] License Code: PEFC/37-23-15



COMMITMENT TO PEOPLE

GRI (2-7)



8 DECENT WORK AND ECONOMIC GROWTH

OUR MAIN ACHIEVEMENTS

Growing from renewable sources means growing alongside those who build ARAUCO day by day.

19,100
direct employees.

+389

thousand hours of training for employees.

17,332

employees (91% of the total workforce) participated in training processes.

3,354

new hires in 2025.

Accident rate of 0.36, which represents a 23% reduction compared to 2024.

Targets

- ▶ To be a World Class company in severity and frequency safety indicators.
- ▶ To enable continuous professional development for high performance, growth and future employability, with an emphasis on responsible leadership.
- ▶ To highlight talent and professionalism as qualities of all people who are part of ARAUCO, regardless of their condition.
- ▶ To promote balance between the work, personal and family life of our employees.
- ▶ To continue advancing toward an inclusive culture that values people for their talent, promoting processes that enable access, development and projection of diverse talent.
- ▶ To ensure that our actions, practices, processes, benefits and infrastructure promote equal access and participation for all people.
- ▶ To guarantee equal treatment, opportunities and working conditions, rejecting all types of discrimination based on race, color, sex, sexual orientation, gender identity, age, marital status, union membership, religion, political opinion, nationality or social origin, among others.
- ▶ To achieve effective on-site management that allows us to avoid unwanted incidents and consolidate our safety culture at all levels.

OUR EMPLOYEES

NCG 461 (5.1.1, 5.1.2, 5.1.3, 5.1.4, 5.2, 5.3)

We are a safe space, where trust with our employees allows us to communicate reciprocally in a transparent manner.

It is the people who make up ARAUCO who allow us to achieve our goals in safety, productivity and sustainability. Therefore, we promote their personal development, supporting the management of processes such as attraction, selection, training and performance. In addition, we develop an employee competency model in order to properly manage talent. At ARAUCO, we seek to empower teams and leaders so that they can propose and act in accordance with our purpose, strategic objectives and sustainable results. As of December 2025, at ARAUCO we had a total of 19,100 direct employees and provided employment to 32,000 indirect workers through 2,030 contractor companies. 57% were Chilean, followed by 18% Brazilian




and 10% Argentine, while the remaining 15% was divided among Mexican, Uruguayan, American, Canadian and other nationalities. With regard to age, 36% of our employees are between 30 and 40 years old, where the highest density of men and women is also found. Regarding tenure, our employees are concentrated among those with less than three years at ARAUCO, followed by those with more than 12 years. Among our employees, we have 272 (representing 1.4% of the total) with disabilities, divided by gender into 250 men and 22 women. 96% of our employees have indefinite-term contracts and the remaining 4% have fixed-term contracts. Of the total, there are 21 people with service contracts (fees-based) and 15 with work or project-based contracts. One of our relevant internal policies is flexibility, telework and labor adaptability, to which 1,648 people adhere, of which 984 are men and 664 women. Regarding part-time work, 7 employees have this modality and we do not have employees in adaptability programs for family responsibilities²¹.

²¹ Labor adaptability for family responsibilities is understood as when, on an exceptional basis and with a formal request to their employer, an employee requests adjustments to their working hours because they are accredited caregivers of children or elderly persons.

NEW SKILLS FOR THE FUTURE

NCG 461 (5.8.i, 5.8.ii, 5.8.iv)



We have a global training strategy that provides tools to face challenges and growth in the future.



At ARAUCO, we have a training strategy that strengthens internal talent and provides our employees with tools to face future challenges. To this end, we have implemented continuous training models that standardize knowledge in critical roles, combining technical training, development of soft skills and

leadership. Likewise, we use digital platforms, such as LMS, and connected simulators, which help facilitate self-management and tracking of learning. These efforts are complemented by mentoring initiatives and alternating activities that ensure knowledge transfer. At the same time, with a focus on

strengthening engagement, we recognize the performance of our employees, actively promoting professional development within our Company. In 2025, 17,332 employees (91% of the total workforce) participated in training. The topics addressed included business needs –in their

technical elements and specific skills–, safety, environment, diversity and inclusion, operational excellence and processes. A total of USD 7 million was allocated to these programs, equivalent to 0.1% of ARAUCO's total annual revenue from ordinary activities.

2025 PROGRESS



Chile

- ▶ **Leadership Program:** 317 leaders participated in this program aimed at developing leadership and team management skills associated with the key behaviors of the ARAUCO leadership model and its best practices.
- ▶ **Mentoring 2025 – Driving Talent:** 80 people participated in this program that supports individuals in development, promoting collaborative learning, transfer of experience and inter-business connection at ARAUCO.
- ▶ **Talent Roots:** early attraction and training program for engineers in forestry and pulp businesses, where 31 talents participated in order to ensure quality, knowledge transfer and operational continuity.
- ▶ **Coaching (individual):** 21 people participated with the objective of developing their leadership, communication and team management skills.

Argentina

- ▶ **Coaching (individual and in-company):** aimed at 15 people, with the objective of developing soft skills focused on leadership, communication, time management, among others.
- ▶ **Technical Excellence Roots:** training of 8 new Operational Leaders for the Pulp Mill (2-year plan), aimed at achieving early talent integration, professionalizing the profile to achieve a more efficient and sustainable operation in line with the operational model.
- ▶ **Lide next gen:** training process aimed at developing the skills of 6 future leaders.
- ▶ **Postgraduate Scholarships:** program that supports the development of technical skills and promotes continuous education, focused on 5 employees with consistently outstanding performance.

Brazil

- ▶ **Leadership Development Program:** we trained 143 people with the objective of developing and strengthening leadership competencies and skills, contributing to strengthening the culture and organizational values.
- ▶ **Strategic Leadership Development Program:** we prepared 8 people from the wood products business in developing and strengthening relationships among senior business leaders, preparing them to develop their own leaders.
- ▶ **Coaching:** we trained 10 people with the objective of developing and improving leadership competencies and skills, strengthening culture and organizational values, as well as reducing staff turnover.

Mexico

- ▶ **Vikingo 2.0 Employee Training:** we prepared 55 employees who will be responsible for operating the new plant in Zitácuaro.
- ▶ **Re-induction:** we reinforced plant safety rules for all personnel.
- ▶ **Emergency Brigades:** we reinforced 123 people in specific topics related to safety, risk matrix, etc.
- ▶ **High-risk work update:** we trained 681 people in regulatory compliance to perform high-risk work, reinforcing personal protective equipment, risks of working at heights, confined spaces, hot work, forklifts, etc.
- ▶ **Safety Leadership Workshop:** 311 people participated in a program to reinforce leadership in safety matters.

2025 PROGRESS



North America:

- ▶ **ARAUCO Leaders Training:** program aimed at strengthening leadership soft skills of frontline leaders, with the objective of improving leadership effectiveness and the performance of direct supervisors.
- ▶ **Learning Library – Professional Development Courses:** initiative aimed at professional and career development, allowing autonomous learning management according to interests and career projections.
- ▶ **Monthly Learning Spotlights:** initiative aimed at self-managed career development, providing employees with monthly learning content on relevant topics. During 2025, the shared content recorded high levels of participation and engagement.
- ▶ **New Supervisor Training:** program designed to provide practical training to new frontline leaders, supporting them in their daily management in key areas such as safety, human resources and people management.

- ▶ **TPC (Maintenance Work Systems):** program aimed at strengthening technical competencies of maintenance personnel and supporting their development and career progression within the organization.

Uruguay

- ▶ **Rebrote:** 1 employee participated in a program to complete basic secondary education aimed at employees, contractors and community neighbors.
- ▶ **Learning Community – data analytics:** 15 people participated in a program aimed at understanding the importance of data at the organizational level and generating knowledge through practice in complex business problems.



ACTIONS AND MEASURES

- ▶ Corporate Governance Update Sessions were held, in which Board members and senior executives participated, aimed at strengthening the exercise of their responsibilities and the management of risks relevant to the Company. These instances addressed, among other topics, an updated review of Board responsibilities, analysis of geopolitical risks and their impact on the Company, as well as updates on regulatory matters, including the new Personal Data Protection Law.
- ▶ In Pulp, a new operational management model (OMM) is being implemented, which seeks to build a single and consistent way of working that drives operational stability. In this way, it is expected to consolidate what has been learned into a common model that allows us to work with greater stability, anticipate risks and project the future with excellence.

Chile

- ▶ We carried out technical training in operations and processes, maintenance, regulatory training and legal compliance, technological tools, postgraduate programs and skills.
- ▶ We conducted Mechanical Maintenance Diploma, Electrical Maintenance Diploma, English, leadership program, specific maintenance training, training program for the new OSB line and leadership techniques in union management processes.
- ▶ We developed a guide for leaders to reinforce best practices and support leaders in their daily management, promoting good practices and effective dialogue with their teams.
- ▶ We implemented a new ARAUCO leaders network, a virtual community specially created to connect, inspire, share best practices and strengthen the role of managers at all levels of ARAUCO.

- ▶ We expanded the Mentoring program to enhance the transfer of knowledge and skills for both men and women seeking to continue developing within the Company.
- ▶ We celebrated a decade of Campus Arauco, created through an alliance with Duoc UC, consolidating a pioneering model that integrates academic training and industrial practice. Over these years, 1,253 students have graduated, 340 under the dual system, and 85% are first-generation university students. Today it offers six technical programs.

Argentina

- ▶ We promoted cross-functional training programs, English, Excel, coaching, Portuguese, soft skills and postgraduate programs.
- ▶ We carried out an internal facilitators program and an introduction to training on AI.

Brazil

- ▶ We carried out leadership training (managers, coordinators, senior managers and executives).
- ▶ We conducted mandatory technical training, health and compliance talks, training focused on new processes and standards, and team building activities.

Uruguay

- ▶ Our main focus was on on-the-job training at the operational level, both in industrial and forestry areas, where training related to Occupational Health and Safety stood out.
- ▶ We developed a School of Innovation and Efficiency, especially focused on initiatives associated with Lean implementations.

ACTIONS AND MEASURES

► We implemented the Learning by doing methodology, including practical learning actions such as tutor roles in programs like My First Work Experience and Somos Oportunidad, temporary assignments in positions different from usual roles, participation as speakers in events or talks, and involvement in projects with challenging roles.

Mexico

► We deepened knowledge of the history, present and future, and general description of the MDF process and each of its stages.

► We conducted training for operational personnel, supervisors and area managers on Safety, Environment and Occupational Health, risk identification, application of preventive measures and safe procedures, among others. Additionally, a safe work at heights course based on NOM-009-STPS-2011 was conducted.

► We trained shift supervisors and area supervisors in leadership for better personnel management and conflict resolution.

► We trained key Operations personnel in tools to improve processes and reduce errors, and in industrial equipment automation.

North America

► We conducted training in supply chain management, maintenance certifications and continuing education credits and training for maintenance apprentices.

Employees trained as of December 31, 2025

NCG 461 (5.8.ii)

	Men	Women	Total
Senior Management (Executive)	4	-	4
Management	262	60	322
Supervisors	1,108	171	1,279
Other professionals	1,435	343	1,778
Other technicians	802	53	855
Operators	11,248	778	12,026
Sales force	5	2	7
Administrative	285	199	484
Support staff	474	103	577
Total	15,623	1,709	17,332

Includes all offices, production facilities and contractor companies of the Company.

Total training hours by job category, 2025

	Men	Women	Total
Senior Management (Executive)	8	-	8
Management	5,468	1,632	7,101
Supervisors	22,856	4,322	27,178
Other professionals	44,698	19,158	63,856
Other technicians	20,228	3,164	23,392
Operators	350,150	22,056	372,206
Sales force	17	6	22
Administrative	2,634	3,670	6,303
Support staff	11,553	3,403	14,956
Total	457,610	57,410	515,020


Includes all offices, production facilities and contractor companies of the Company, except North America.

Average annual training hours by gender and job category, 2025

NCG 461 (5.8.iii)

	Men	Women	Total
Senior Management (Executive)	1.88	-	1.88
Management	20.87	27.21	22.05
Supervisors	20.63	25.27	21.25
Other professionals	31.15	55.86	35.91
Other technicians	25.22	59.70	27.36
Operators	31.13	28.35	30.95
Sales force	3.30	2.95	3.20
Administrative	9.24	18.44	13.02
Support staff	24.37	33.03	25.92
Total	29.29	33.59	29.72

Includes all offices, production facilities and contractor companies of the Company, except North America.



Continued employability and outplacement

At ARAUCO, we have programs for employees aimed at leveling studies and completing pending educational stages, as well as scholarships to continue their professional development. Likewise, both these and specific training plans for those who are future successors to other positions, and the implementation of learning activities addressing adaptation to change, are part of the transition support initiatives provided to facilitate continued employability and the management of the end of professional careers due to retirement or dismissal.

Specifically, regarding these latter events, provisions have been made to offer instances to guide employees in continuing their professional development outside the Company. This aspect is well valued, as it is designed according to the scope of responsibilities held within the organization. Finally, support for individuals in their labor transition has been considered in restructuring processes.

TALENT ATTRACTION AND RETENTION

NCG 461 (3.1.vi, 3.1.vii)
GRI (401-1)

We ensure that vacancies are filled by the most suitable professionals, in line with the values that characterize us.

Aware of the importance of attracting talent, at ARAUCO we work with excellence-driven selection methods that allow us to identify the essential competencies for each role.

To promote equal opportunities and efficiency in our hiring processes, we are guided by our Attraction and Selection Policy. Through it, we ensure that vacancies are filled by the most suitable professionals, in accordance with the values that characterize us.

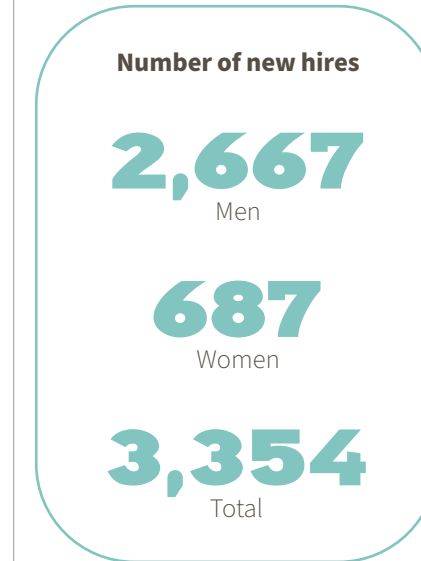
Likewise, the ARAUCO People and Sustainability Management, in order to detect and reduce organizational barriers that hinder diversity of capabilities and to identify the knowledge and perspectives of all those who perform functions in the organization, ensures compliance with the Diversity, Equity and Inclusion Policy, as well as with the respective targets. These targets adopt hiring policies in order to achieve and preserve such diversity. We ensure that hiring processes follow the established procedure (internal or external) and we do not engage in any type of discrimination that is not based on personal capacity or suitability. We aim to attract the largest number of candidates, without arbitrary bias in



the selection process, and with strict integrity of their data and privacy, a responsibility that lies with the People Area.

In the search for potential hires, internal clients receive support from a Selection Consultant from the Training and Organizational Development Management. The process also promotes local development; therefore, the Attraction and Selection area, in coordination with the Public Affairs Management, considers organizations in those geographic areas as relevant for recruitment.

To ensure that all our candidates have timely information, we keep our job portal updated: <https://jobs.arauco.com/>.



Includes all offices and production facilities of the Company.



Internal mobility

GRI (401-1)

At ARAUCO, we encourage our employees to acquire new skills, which reinforces our commitment and celebrates perseverance and appropriate performance. Our Internal Mobility Policy establishes non-discrimination, which translates into all employees having equal opportunities regarding their development, considering their experience and professional competencies. This important institutional document also determines the requirements that an employee must meet to apply for internal mobility, which are also communicated. Available vacancies are communicated through a portal. If a country does not have such a system, postings are made through the appropriate channels. During 2025, 2,491 people changed positions.

Positions filled by internal staff (promotion or horizontal movement)



Includes all offices and production facilities of the Company.

Performance management

The performance management process allows us to understand the fundamental competencies that we must promote across all our operations. It also provides us with relevant information about the work of our employees, facilitating the review of annual performance and analysis of opportunities for improvement. At ARAUCO, we have created a performance evaluation system, a calibration committee and a feedback process, which allows us to report on their competencies, achievement of objectives and projection, as well as the incorporation of their succession alternatives, for all employees of the Company.

Number of people evaluated 2025



Includes all commercial offices and production facilities of the Company, excluding joint operations in Montes del Plata, Uruguay.

ACTIONS AND MEASURES

- ▶ **Recruitment and selection policy:** We have a framework to carry out each selection process, detailing the stages to be followed for each search. We also have a referral policy and an internal mobility policy.
- ▶ **Update of the organizational climate measurement methodology:** we combine full surveys every two years and sample surveys in intermediate years, allowing for more precise analysis and a comprehensive view of the situation.
- ▶ **Standardization of the global performance evaluation model:** we consider self-evaluation, leader evaluation, calibration and feedback, facilitating the identification of improvement opportunities and the promotion of talent globally.
- ▶ **Organizational culture programs:** focused on early talent attraction, combined training paths, mentoring for female talent and inclusion and diversity policies.



2025 PROGRESS



- ▶ 3,354 employees (2,667 men and 687 women) were hired in 2025, while 2,577 men and 562 women were separated (1,047 corresponded to voluntary separations).
- ▶ We updated performance competencies for the general role at the corporate level, with global application (excluding North America), establishing a common framework of expectations and evaluation criteria aligned with the corporate strategy.

Chile

- ▶ We continued the Talent Roots program for the incorporation of new talent, strengthening development paths and internal growth plans.
- ▶ We developed a mentoring program aimed at developing potential successors for strategic roles, strengthening the preparation of a succession pipeline with the necessary capabilities to take on new challenges.
- ▶ We carried out the “Leadership over Coffee” initiative and a network of leader-mentors, aimed at exchanging experiences, information and leadership best practices.

Argentina

- ▶ We implemented successor review processes and career plans, strengthening development planning and internal mobility.
- ▶ We monitored exit surveys, allowing us to gather learnings and improvement opportunities in the employee experience.
- ▶ We implemented follow-up surveys at 3 and 6 months after onboarding, strengthening the integration and support process for new employees.
- ▶ We launched an internal mobility module in the SuccessFactors platform, facilitating professional development and opportunities within the organization.

Brazil

- ▶ We promoted key organizational culture programs, including Leadership Development, Together for a Better Life and the Organizational Climate Survey.
- ▶ We strengthened talent attraction and hiring for the Sucuriú Project, incorporating professionals under the CLT (Consolidação das Leis do Trabalho) regime to ensure the required workforce and timely project progress.

Uruguay

- ▶ We consolidated the Montes del Plata Academy as a structuring axis for capability development, deepening the systematization of training and the organization of learning paths with a Lean approach, complemented by communication and project management workshops.

Mexico

- ▶ We implemented a new evaluation model for the general role, focused on daily activities and work environments, strengthening objectivity and performance recognition.

North America

- ▶ We strengthened the talent attraction strategy, increasing the conversion rate from career site visits to applications from 17.5% to 25%.
- ▶ We expanded the mentoring program, strengthening talent development and professional support.
- ▶ We implemented the Onboarding 2.0 program, optimizing the integration experience of new employees.

OUR GENDER AGENDA

NDG 461 (3.1.vi, 3.1.vii, 5.4.1,5.4.2, 5.7)
GRI (401-3; 405-1)

Gender diversity is an important part of our strategy and, therefore, we consider the inclusion of women in different processes, with initiatives to attract their talent.

Of our total workforce, 15.5% are women and, of these, 16.2% hold leadership positions, such as executive, supervisory, management and senior management roles. Now, when observing only supervisory positions –first level of management– 16.1% of those who hold them are women. The proportion of women in senior leadership positions as a percentage of the total is 8.9%, while 9.7% of management positions in revenue-generating functions and 26.5% of positions related to science, technology, engineering and mathematics (STEM) are held by women. Regarding parental leave, 550 people took this leave (100% of eligible employees), 368 men and 182 women.

Regarding compensation, it is observed that, on average, women’s gross salary equals 95% of that of men. Among the different categories, the “other technicians” category stands out, showing the highest parity in the average at 101.1%, which indicates that, at this level, women’s compensation exceeds that of their male counterparts. In terms of median, the greatest equality is also seen in the “other technicians” category, with 107.6%, closely followed by the support staff category, which reaches 101.1%. Since the calculation of the Gender Pay Gap began in 2023, measures have been implemented aimed at promoting diversity and equity, which have shown progress in various areas and a reduction in the gap that has been sustained over time.

Proportion of women in the total workforce (as % of total workforce)



Pay Gap* by job category.

NCG 461 (5.4.2) GRI (2-21; 405-2)	2024		2025	
	% Average	% Median	% Average	% Median
Senior Management	NA	NA	NA	NA
Management	94.8%	98.1%	96.9%	101.0%
Management	94.3%	94.7%	93.8%	94.1%
Operators	96.6%	96.8%	92.7%	90.8%
Sales force	92.5%	94.6%	99.7%	101.4%
Administrative	90.6%	91.0%	89.9%	88.2%
Support staff	96.6%	91.7%	100.0%	101.9%
Other professionals	97.2%	99.9%	96.6%	96.9%
Other technicians	100.7%	100.5%	101.1%	107.6%
Total	94.70%	95.30%	94.8%	94.9%

* Percentage that women’s gross salary represents relative to men’s gross salary. Includes all commercial offices and production facilities of the Company, excluding joint operations in Montes del Plata, Uruguay. NA: Not applicable



WE CONTINUE PROMOTING FEMALE TALENT AT ARAUCO

The Mentoring Women program advances in its second year, strengthening professional development and career projection. In 2025, we continued the Mentoring Women Program, an initiative started in 2024 to strengthen professional development and the visibility of female talent at ARAUCO. This second year consolidated cross-business learning and the support of executives as mentors, reaffirming our commitment to a more diverse, inclusive and collaborative culture. As part of the program, the “Strategic Career Design” workshop was held, in which 27 women from different businesses and areas participated. This instance provided tools to project professional paths, strengthen leadership skills and open new growth opportunities within the Company.



2025 PROGRESS



Chile

- ▶ We carried out a training program for forestry machine operators.
- ▶ We conducted gender bias workshops and campaigns on commemorative dates.
- ▶ We carried out the closing of the mentoring program for women.
- ▶ We implemented quotas in selection processes in the wood products business.
- ▶ We provided support to CORMA in the preparation of a Manual of Best Practices related to gender equity in the forestry sector.

Argentina

- ▶ We conducted training for the People Management, General Role and Workshops in the Forestry Business.
- ▶ We implemented workshops and campaigns on commemorative dates, gender diversity and masculinities, and gender perspective interventions.
- ▶ We carried out assessments and a work plan by site on infrastructure-related issues, with projects for bathrooms and locker rooms.

Brazil

- ▶ We developed dialogue spaces aimed at promoting reflection on diversity and inclusion, strengthening awareness and respect within teams.
- ▶ We established the first Gender Equity Committee in the Forestry unit, with the objective of advancing the construction of a more inclusive, diverse and representative environment.
- ▶ We promoted talks and educational actions on relevant commemorative dates, such as International Women’s Day, promoting awareness and organizational commitment to equity.

North America

- ▶ We developed and implemented the “The Arauco Way” training for all employees, through our corporate learning management platform, strengthening organizational culture and inclusion principles.

DIVERSITY, INCLUSION AND NON-DISCRIMINATION

NDG 461 (3.1.vi, 3.1.vii)
GRI (405-1)

We maintain a firm commitment to compliance with regulations that protect people’s rights.




Measures regarding sexual and workplace harassment

NCG 461 (5.5)

At ARAUCO, we have a Human Rights Policy, a Diversity, Equity and Inclusion (DEI) Policy, a Code of Ethics, a Protocol for the Prevention of Workplace Harassment, Sexual Harassment and Workplace Violence, and an Internal Regulations of Order, Hygiene and Safety. These documents include a statement of principles regarding respect for fundamental rights, establishing our commitment to the eradication of all forms of harassment in the workplace.

Additionally, the Internal Regulations include a specific chapter on a Decent Work Environment, where we establish the importance of treatment compatible with human dignity, and therefore any conduct of workplace or sexual harassment is strictly prohibited.

Together with the Chilean Safety Association (ACHS) in Chile, the Psychosocial Risk Protocol at Work is applied in all our facilities, which within its guidelines considers the prevention of harassment behaviors.



Number of people with disabilities by job category

NCG 461 (5.1.5)

	Men	Women	Total
Senior Management	-	-	-
Management	3	-	3
Supervisors	20	1	21
Other professionals	36	6	42
Other technicians	43	-	43
Operators	125	5	130
Sales force	1	-	1
Administrative	7	7	14
Support staff	14	2	16
Total	249	21	270

Includes all offices and production facilities of the Company.

2025 PROGRESS



- ▶ **Inclusive Selection and Attraction Policy:** we consolidated these principles that have contributed to improving diversity in the workforce, reaching a representation of 15% women and 1.4% persons with disabilities.

Progress in inclusion of people with disabilities: Chile

- ▶ We carried out Inclusion Week, in which 3 workshops were conducted addressing topics from the family perspective, inclusive language and how to normalize disability.
- ▶ We developed discussion sessions “my experience, our challenge” and workshops on inclusive leadership in different zones and businesses.
- ▶ We worked on supporting accreditation processes for internal employees.
- ▶ We carried out inclusion discussion sessions with different leaders and zones, to clarify concepts and facilitate greater awareness of inclusion at ARAUCO.

Argentina

- ▶ We carried out campaigns to publicize the reporting channel.
- ▶ In process of agreement with institutions to incorporate people with disabilities.

Brazil

- ▶ We developed dialogue spaces aimed at reflection on diversity and inclusion, promoting a culture of respect and awareness within teams.
- ▶ We incorporated diversity and inclusion topics into the Leadership Development Program, strengthening the construction of safe environments and the development of open and respectful conversations.
- ▶ We are currently in the process of validating an Equal Opportunity Plan, incorporating training commitments in Diversity and Inclusion for the People Management team and recruitment and selection providers.

North America

- ▶ We strengthened our mentoring program aimed at developing people belonging to underrepresented groups, promoting their growth and professional progression.

ACTIONS AND MEASURES

Actions and Measures regarding our Gender and Diversity, equality and non-discrimination agenda

- ▶ We integrated inclusive criteria in all hiring processes, evaluating with managers the incorporation of candidates who comply with the Inclusion Policy in each operation.
- ▶ The Diversity, Equity and Inclusion Policy guide our actions.
- ▶ We have a training program on diversity, equity and inclusion topics for People teams and data dashboards to manage and monitor diversity and equity indicators.
- ▶ We deployed communication actions –including campaigns and informational capsules– to raise awareness across the organization about the relevance of and adherence to diversity, equity and inclusion.
- ▶ We have a mentoring program for women included in the gender strategy along with specific actions to strengthen female leadership within the organization.
- ▶ We systematically integrate inclusive infrastructure criteria into our operations, facilitating enabling conditions for greater participation and retention in different work environments.
- ▶ We maintain lactation rooms and “Maternal Spaces” in administrative offices, forestry accommodations and other workplaces, reinforcing support for employees during maternity.

Actions regarding sexual and workplace harassment

- ▶ We provide the Code of Ethics to all ARAUCO employees, in which a specific rejection of harassment and arbitrary discrimination behaviors is stated.
 - ▶ At ARAUCO we have a reporting channel on our website (www.arauco.com) and in the corporate intranet, managed by an independent third party. Reports can be made guaranteeing anonymity and confidentiality for the reporting party who wishes.
 - ▶ All employees receive the Internal Regulations of Order, Hygiene and Safety where we state our commitment to eradicating harassment in the workplace. In this same document, we ensure the protection of human dignity and prohibit all forms of harassment, both workplace and sexual.
 - ▶ We trained 15,188 employees in sexual and workplace harassment topics (13,129 men and 2,059 women).
 - ▶ The training plan included topics such as what harassment is and which behaviors are unacceptable in the workplace, as well as how to report.
- ### Chile
- ▶ We held a bimonthly committee of the investigation team and created an investigator manual. Additionally, we trained 47 investigators.
 - ▶ We reinforced communication on reporting channels.

ACTIONS AND MEASURES

Argentina

- ▶ Awareness and dissemination of the DEI policy in force, promoting safe and respectful spaces, and we have an internal committee responsible for design and follow-up.
- ▶ We trained and raised awareness among employees through training on Diversity, Equity and Inclusion policy and workshops in specific areas.
- ▶ We conducted awareness workshops aimed at the general role, focused on strengthening skills and good practices related to respect, coexistence and teamwork.
- ▶ In specific areas, targeted support was provided to address and manage particular situations that arose throughout the year.
- ▶ We launched a policy against workplace and sexual harassment.

Brazil

- ▶ We implemented support programs aimed at providing effective support to employees and other involved stakeholders.
- ▶ We strengthened the complaints and reporting system, which significantly expanded the Company's response capacity.
- ▶ Structured communication of reporting channels was carried out through internal communications, visual campaigns and in-person actions.

- ▶ We conducted in-person training in integrity and conducted that, in addition to transmitting knowledge, strengthened understanding of rights, duties and expected behaviors in the workplace.
- ▶ We consolidated a culture of integrity in the Sucuriú Project and in forestry operations, through initiatives that reinforced prevention, increased awareness and reflected ARAUCO's commitment to building safe, ethical and respectful work environments.

Mexico

- ▶ We consolidated a progressive and sustained training process in matters of equality, prevention of violence and non-discrimination.
- ▶ We strengthened the prevention of gender-based violence, prioritizing the strengthening of work in addressing gender violence, with a specific focus on the prevention and management of workplace and sexual harassment.

- ▶ We continued the training initiated in previous years, reaffirming commitment to safe, respectful and inclusive work environments.

North America

- ▶ We implemented annual training and employee support programs (EAP).

WORK ENVIRONMENT AND WELL-BEING

GRI (401-2; 403-3)

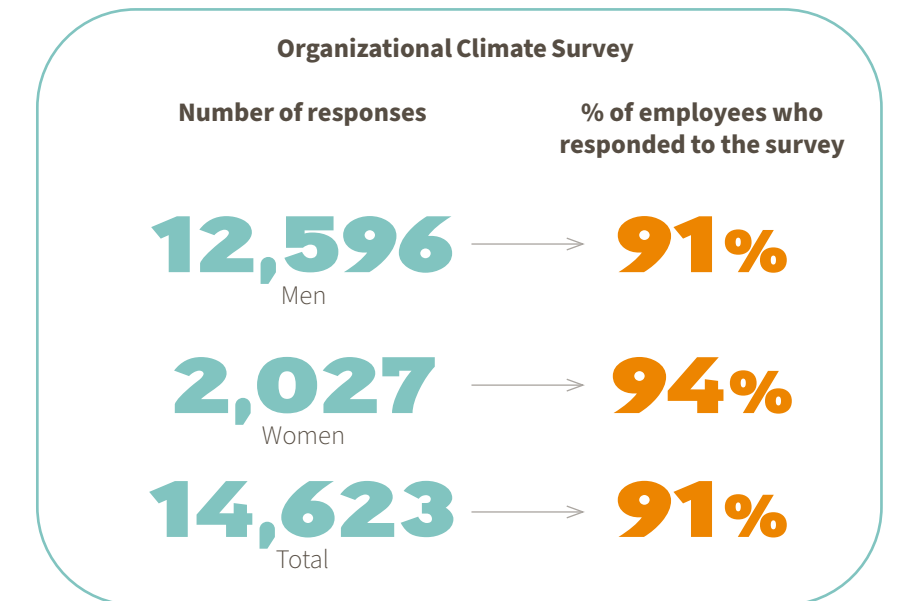
We maintain open and timely communication to have an organization aligned and committed to the future, providing strong feedback on the work carried out in the extended meetings led by plant leaders and managers, as well as continuous improvement sessions. In this regard, the work of leaders is key, as they are the ones called to engage with their teams, disseminating our organizational culture. In each action, our values, processes and strategy are present, and they are also conveyed through our internal communication channels, such as the corporate Intranet, Voces ARAUCO, emails, screens and bulletin boards.



Organizational climate

To identify opportunities for improvement and strengths related to our work environment, supervisors and colleagues, it is important to know the opinion of our employees. For this purpose, the Organizational Climate is measured through VOZ ACTIVA, where each year our people provide their views on ARAUCO, our teams and the quality of leadership. Conducted simultaneously in Argentina, Brazil, Chile, Mexico, North America and in the different commercial offices, this measurement is based on agility, experience and relevance for teams and leaders, in order to strengthen their management.

For communication and analysis of the results, leaders are trained with e-learning material and support. Likewise, the People area collaborates with them in managing improvement actions, including one-on-one meetings or coaching sessions, a comprehensive evaluation of performance, safety and other variables involving their teams. SUMÁ is the organizational climate survey applied in Uruguay, through which we work to reduce gaps and prepare communication programs. During 2025, the Organizational Climate survey was applied to all our employees, in order to understand their current status, measure improvements and act where necessary.



Includes all offices and production facilities of the Company, excluding joint operations in Montes del Plata, Uruguay, where in 2025 another climate survey was applied with a favorability of 83%, answered by 413 men and 201 women.

Compensation and benefits

NGC 461 (5.4.1, 5.8)
GRI (2-20; 403-3)

At ARAUCO, our goal is to offer fair and competitive compensation at the local level, respecting the principles of internal equity and external competitiveness. Our compensation system considers motivating our employees to achieve the goals set by the Company, recognizing exceptional performance. This system includes both material elements (base salary, benefits and incentives) and non-material aspects (safe work environment, purposeful work and leadership development opportunities), ensuring that none of these factors are influenced by gender, age or ethnic origin of the employee.

Market standards for fair pay

Compliance with local legal minimum wage standards in each country where we operate is a requirement, but we offer a higher base salary. This compensation is appropriate for the standard work carried out, considering local conditions and the temporal context. Additionally, we conduct an annual global salary review process, comparing them with local fair pay standards and applying the necessary adjustments. To obtain an objective and external perspective, we consult independent advisors who provide benchmark data for each country in which we operate. Depending on the local economic scenario, periodic inflation adjustments are also carried out.



Benefits and collective agreements

In order to improve the well-being of our employees, we review and update our benefit plans in relation to the local needs of each country and area. All our employees receive benefits such as health, catastrophic and life insurance; time off; meals—in most of our facilities—; transportation via shuttle buses for those who work in plants located far from urban centers; and loans, physical, mental and nutritional well-being programs, discounts on ARAUCO products, among others.

In Chile, we offer a Housing Plan that provides financial support for the purchase of a first home or the improvement of the current one, benefiting 5% of our employees each year.

At a global level, the Company also maintains scholarship programs for the children of our employees, as well as contests that strengthen the sense of community within teams.

In the United States, health and pension benefits are managed according to the agreements established by plant, being considered part of what has been

agreed. ARAUCO offers the option of medical and dental coverage, medical plans, disability insurance, basic life insurance and a pension plan.

In the case of unionized employees, we seek that all are covered by collective agreements negotiated according to local circumstances. In Brazil, these agreements cover all employees, regardless of their union membership.

OCCUPATIONAL HEALTH AND SAFETY: ALWAYS FIRST

NGC 461 (5.6)
GRI (403-1; 403-2; 403-4; 403-5; 403-6; 403-7; 403-8; 403-9; 403-10)

During 2025, an accident rate of 0.36 was recorded, representing a 23% reduction compared to 2024.

Safety

At ARAUCO, safety is our first value. Our corporate management model, called “Together for a Better Life,” is applied in all the countries where we operate and is based on three fundamental principles: Empowered Employees, Safe Teams and Well-Done Work. In order for teams to play an active role in caring for their safety, we have defined four commitments and 16 areas of work that structure daily activities.

To become a world-class company in safety, we continuously work to strengthen this model, which has allowed us to improve our indicators compared to previous years in many areas.

Unfortunately, we must report an accident in which a contractor employee from the forestry business lost his life. This refers to Mr. Felipe Rocha González (R.I.P.), an employee of a contractor company that provides services in Chile.

Safety indicators

	2023	2024	2025
Accident rate	0.53	0.47	0.36
Fatality rate	2.38	2.45	2.20
Occupational disease rate	0.06	0.03	0.02
Average days lost per accident	37.14	38.49	47.40

Includes all offices and production facilities of the Company.

Main practices

Our safety strategy includes various elements:

- ▶ The “Together for a Better Life” model, through safe teams and well-done work, with tools such as safe team meetings, safety maturity assessments, role and process definitions in the field, promoting the implementation of practices that strengthen a cultural change within the organization. Our objective is to modify behaviors through the acquisition of new knowledge, when necessary, highlighting the fundamental role of team leaders in this process.
- ▶ Occupational health and safety management systems that consider safe work standards to regulate safe execution in the field.
- ▶ Local and corporate instances to review indicators and Occupational Health and Safety management to define the best accident prevention strategy.
- ▶ Legal compliance: operation of Joint Committees, application of occupational health protocols, implementation of measures, among others.
- ▶ Teams dedicated to occupational health and safety management: sub-managements, superintendencies and occupational health and safety leadership roles.

Key Rules arise from real experiences and aim to prevent serious consequences. What makes the difference is how we integrate them into daily work, ensuring individual and team compliance.

► At ARAUCO, we defined five key rules that represent essential behaviors to avoid incidents (each with simple, clear and concise content):

- Work Safely at Heights
- Position Yourself Safely
- Enter Safely
- Intervene Safely
- Operate Safely

During 2025, we have continued to direct our efforts toward proper risk identification and the implementation of effective barriers to prevent accidents. In addition, we place special emphasis on addressing high-potential incidents, ensuring that we investigate and learn from each of them.

We also continue working to consolidate those practices that have proven effective, such as the Safe Team program, ABC and 123 corporate practices, the 5 Key Rules and the continuous compliance with our internal standards.

The Cultural Change Committees are responsible for addressing and managing issues related to local specificities. In this process, the influence of leaders in each area has been essential to effectively address the issues raised by work teams.

ABC PRACTICE: applied since 2019. The objective is to create the habit of identifying potentially unsafe behaviors or conditions that are precursors to High-Potential Incidents (HPI). Workers are evaluated each day with a letter A, B or C according to the actions they took to correct the behaviors or conditions identified during the shift or activity.

123 PRACTICES: created in 2019, with the aim of learning from past incidents. It consists of three steps activated when a high-potential incident occurs: Step 1: investigation of the incident to determine root causes. Step 2: communicate root causes and control measures to peer areas of other plants or forestry units. Step 3: communicate lessons learned to employees through the “learning sheet.”

VISIBLE LEADERSHIP: practices to strengthen the role of leaders in the pulp and wood products businesses. In wood products, during 2023 we aligned these practices and implemented a global one called Cascading. On the other hand, in pulp, since 2018 the Safe Align program has been implemented, providing tools to anyone who leads a work team or has influence in team management.

At the regulatory level, special emphasis has been placed in Chile on initiatives aimed at compliance with the Karin Law on Violence and Harassment in the workplace and Decree No. 44/2024 of the Ministry of Labor and Social Security, which include updated requirements in preventive management, including, in the latter case, disaster response protocols.

Initiatives have also been developed to optimize administrative management, allowing resources and attention to be focused on direct interaction with people in the field.

In the forestry area, work sessions have been developed with contractor companies to align efforts in safety management.

Additionally, preventive activities have been carried out with personnel prior to plant shutdowns, which has contributed to reducing risks in critical activities and improving personnel preparedness for these operations.

When leaders stop to talk with their teams about safety, they do not only convey concepts: they build trust, commitment and a culture that takes care of its people.

Occupational health

The health of our employees and the prevention of occupational diseases is a priority. For this purpose, we established two fundamental stages within our Occupational Health program in all our facilities: environmental monitoring and medical monitoring.

Environmental monitoring focuses on identifying, evaluating and controlling risks that may affect employees' health. On the other hand, medical monitoring aims at the early detection of diseases, in order to take the necessary measures to stop their progression or mitigate their effects.

In this way, employees who present potential risks undergo medical evaluations to ensure that their health condition allows them to work safely. In addition, we carry out periodic monitoring of their well-being. To guarantee access to medical care, all our facilities have first aid rooms or clinics, where specialized personnel such as nurses, nursing technicians or trained doctors provide the necessary care.

Finally, employees receive routine training on the proper use of personal protective equipment, reinforcing a culture of safety and self-care in the workplace.

Preventive programs

To prevent risks, we implement a series of initiatives aimed at protecting health, such as the Hearing Conservation Program, the Respiratory Protection Program, the rehydration program in industrial and forestry units, and the Ergonomics Program. These allow our employees to receive continuous training on risks and on how to properly use personal protective equipment.

In addition, we provide general health insurance to our employees and organize vaccination campaigns, following the guidelines of health authorities and adapting to the regulations of each country in which we operate.

Participation

At ARAUCO, our employees have various platforms to express their concerns and suggest improvements related to Occupational Health and Safety management. These instances allow concerns to be channeled, opportunities for improvement to be gathered and relevant information to be disseminated. Among the main mechanisms are the Joint Health and Safety Committees in Chile, Cultural Change Committees, unions and direct communication with their safe team leaders or supervisors. Additionally, relevant information on occupational health and safety is communicated through these instances, promoting active participation by employees and strengthening the preventive culture.



In Chile, the functions of the Joint Health and Safety Committees are regulated by Decree No. 44/2024 of the Ministry of Labor and Social Security, and their work includes supporting the prevention of occupational accidents and diseases, promoting a preventive culture to ensure that our industrial facilities and forestry areas are safer work environments, and working together with employees and the Company to protect workers' health and safety.

The Joint Committees are composed of three representatives from the Company and three from the employees, who are elected by vote and meet monthly.

Additionally, the committees play an essential role in the prevention of accidents and diseases and contribute to consolidating a preventive culture that makes our industrial and forestry workplaces even safer environments.

Likewise, the Joint Committees organize Exposeguridad instances, in which supplier companies are invited to present new technologies, innovations and improvements in Personal Protective Equipment (PPE). These activities include practical demonstrations, consultation spaces and feedback from employees, supervisors and members of the CPHS. Meetings or work sessions are also held in which several Joint Committees participate, with the objective of sharing experiences, best practices, lessons learned from accident investigations, preventive campaigns and common challenges in occupational health and safety. A very common activity is safety weeks, campaigns where safe work is promoted through outdoor activities and stands.

2025 PROGRESS



- ▶ **Results by business:** in the pulp business we achieved progress to a “Superior” level, showing sustained improvement in its indicators. Meanwhile, in the Wood Products business we moved from a “Superior” level to “Standard.” At a global level, we remained at a “Standard” performance level, similar to that recorded the previous year.
- ▶ **Entry into force of DS No. 44 in Chile:** the new Regulation on Preventive Management of Occupational Risks came into force, modernizing the Occupational Health and Safety Management System, which implied strengthening the role of the Joint Health and Safety Committees and Occupational Risk Prevention Departments.
- ▶ **Update and standardization of Occupational Health and Safety Technical Sheets (FTSSO):** we reviewed and updated these sheets for critical activities to ensure transversal applicability across ARAUCO’s different businesses, and clarity in planning and safe execution requirements.
- ▶ **Prevention:** we updated and integrated Preventive Safety Tools for use in the field.
- ▶ **Strengthening Key Rules:** we reinforced the Key Safety Rules as a fundamental pillar for preventing serious and fatal accidents, ensuring their correct understanding and application at all levels of the organization.
- ▶ **Plants and operational units that in 2025 completed more than one year without recording accidents:** In Chile, Bioforest, Paneles Teno and Paneles Trupán exceeded one year without recorded accidents; in Argentina, the Puerto General San Martín

plant and logistics centers have maintained more than one year without accidents; in Brazil, the Paneles Montenegro plant recorded more than one year without accidents; in Mexico, the Durango chemical division exceeded one year without accidents; in the United States, the Malvern, Grayling, Duraflake and Biscoe units show more than one year without accidents; in Canada, the Sault Ste. Marie and St. Stephen operations also exceed one year without accidents.

- ▶ **Considering Frequency and Severity Rate indicators, the following plants and operational units are currently meeting the “World Class” standard defined by the Company:** In Chile, Bioforest, Paneles Teno, Paneles Trupán and Celulosa Valdivia; in Argentina, Bosseti and logistics centers; in Mexico, the Durango chemical division; in the United States, Malvern, Biscoe, Grayling and Duraflake; and in Canada, the Sault Ste. Marie and St. Stephen operations.
- ▶ **Alcohol and drugs:** we continued implementing a rigorous testing process related to alcohol and drug consumption in all facilities in Chile. This initiative is aligned with the Company’s policy on this matter. During the year, approximately 4,500 tests were carried out.
- ▶ **Musculoskeletal disorders regulation:** we initiated the process of updating regulations related to musculoskeletal disorders associated with work. As part of this initiative, a comprehensive review of all job positions in the Company was carried out, with the aim of characterizing them and identifying the specific tasks associated with them, along with their corresponding evaluations and the implementation of control measures.

ACTIONS AND MEASURES

- ▶ In order to prevent the occurrence of occupational accidents, we defined clear standards for high-risk activities, such as involving leaders to facilitate and guide safe work; and learning from what happens to us, by investigating high-potential incidents and defining control measures to prevent recurrence. Likewise, we work permanently on our safety culture, promoting habits that reflect what we seek.
- ▶ We continue working consistently on the safety culture, aligned with the Occupational Health and Safety model, promoting habits that reflect our objectives. This includes empowering Safe Teams, promoting their ability to self-manage actions, substandard conditions and precursors of High-Potential Incidents in their daily activities, with the purpose of preventing occupational accidents.
- ▶ Our employees are grouped into “safe teams,” which maintain mutual care to prevent accidents.
- ▶ We have two guides that organize incident management and indicator calculation: the Incident Investigation Guide and the Statistical Reporting Criteria Guide for Occupational Health and Safety.
- ▶ We have 51 Joint Health and Safety Committees in all countries where we operate.
- ▶ We provided Occupational Health and Safety training to 4,739 employees and 10,277 of our contractors and service companies, totaling 82,284 training hours.
- ▶ We identify hazards that affect workers’ health and safety and assess their level of risk through risk matrices, for the adoption of appropriate mitigation and/or control measures.
- ▶ We establish action plans aimed at mitigating risks associated with high-potential incidents. Complementarily, we implement preventive measures based on the analysis of lessons learned from other facilities (applicability analysis). These plans are continuously monitored to ensure compliance and effectiveness.
- ▶ We implement specific plans to act effectively in the event of possible emergencies, ensuring the safety of our employees and the continuity of operations.
- ▶ We have a work plan with medical services to evaluate progress in reducing/preventing health issues/risks in relation to objectives.
- ▶ We conduct regular inspections using tools such as process confirmation, checklists and safety contacts, which allow us to identify and correct unsafe conditions and behaviors in the workplace.


ACTIONS AND MEASURES

- ▶ We empower “Safe Teams” and encourage them to establish preventive actions, report improvement opportunities and manage incident precursors.
- ▶ We develop safety campaigns, awareness sessions and establish Joint Committees (with representatives from the Company and employees).
- ▶ We simplify administrative processes to focus resources on direct interaction with personnel in the field. Likewise, we established an evaluation and certification system for contractor companies (including semiannual controls and compliance with ISO 45001).
- ▶ We provide training for newly hired personnel, addressing topics such as operational standards, risk management, use of personal protective equipment (PPE), evacuation plans, and main hazards along with their control measures.
- ▶ We incorporate safety standards (procedures and technical sheets) as mandatory requirements in bidding and contracting processes.
- ▶ In Chile, in the wood products and pulp businesses, dialogues were held to strengthen key rules, creating spaces that allowed teams to discuss how the rules are being lived in operations.
- ▶ In all ARAUCO facilities, we have First Aid Rooms (FAR) or clinics (depending on the location), which are equipped and staffed by healthcare personnel, including nurses, nursing technicians, physicians and ambulance drivers. These spaces are designed to provide immediate and timely care to employees in case of emergencies or medical needs.
- ▶ We facilitate vaccination campaigns. Additionally, in some countries we offer general health insurance for employees, aimed at covering the treatment of common conditions, thus ensuring comprehensive and efficient access to medical services.

COLLABORATIVE ENGAGEMENT

GRI (2-30)

We respect freedom of association in all the countries where we operate.



At ARAUCO, we respect freedom of association in all the countries where we operate. Within our labor relations strategy, we maintain constant communication with each union, meeting periodically with their leadership.

Labor negotiations are adjusted to the particularities of each country, considering aspects such as current labor legislation and the socioeconomic scenario (especially inflation). This ensures that they are carried out in a manner adapted to each context.

In Argentina, negotiations focus on the annual update of salaries based on inflation, in addition to addressing other matters within the collective framework. In the rest of the plants, collective negotiations are carried out at the chamber level,

with indirect participation from ARAUCO. In Brazil, negotiations are conducted in scheduled meetings, while in Mexico they are managed according to local labor legislation, respecting autonomous processes and participating when company intervention is required. In Uruguay, we have specialized teams managing union relations, fostering constant and open dialogue. Workers in Uruguay are represented by SOIMA (Sindicato de Obreros de la Industria Maderera y Afines) and FOPCU (Federación de Obreros, Papeleros y Cartoneros del Uruguay).

At the level of union representation, we have approximately 47 unions and 50% of our employees in Chile, 43% in Argentina, 58% in Brazil (although all are represented by unions), 43% in Mexico, none in the

United States or Canada, and 37% in Uruguay, were unionized as of December 31, 2025.

Most collective negotiations were successfully concluded, with the signing or renewal of collective agreements. In Chile, we carried out 20 collective negotiations, all with a contract term of 2 years. At the Valdivia Pulp Mill, a strike by unionized workers took place, which began on December 5, 2024, and ended on January 13, 2025, with the signing of the respective collective agreement.

In Argentina, negotiations were carried out with the pulp mill union, and in Brazil negotiations were conducted with all unions. In Uruguay, the internal collective agreement was negotiated, with a duration of 4 years.



Unionization

Number of unionized employees by gender and country

	No. of unions	Unionized men	Unionized women	Total	% of total employees
Chile	30	4,949	592	5,541	50%
Argentina	5	602	185	787	43%
Brazil	8	1,639	282	1,921	58% (although 100% are represented by unions)
Mexico	2	339	6	345	43%
North America	-	-	-	-	-
Uruguay	2	158	68	226	37%
Total	47	7,687	1,133	8,820	46%

Includes all offices and production facilities of the Company.

Unions by country

CHILE	ARGENTINA	BRAZIL	MEXICO	URUGUAY
Sindicato Remanufactura Horcones Sindicato Aserradero Horcones Sindicato Aserradero Valdivia Sindicato Mantención Valdivia Sindicato Remanufactura Valdivia Sindicato Terciados Horcones Sindicato Terciados Nueva Aldea Sindicato Aserraderos Nueva Aldea Sindicato MDP Tenó Sindicato El Cruce Viñales Sindicato Remanufactura Viñales Sindicato Aserradero Viñales Sindicato Bioenergía Viñales Sindicato HB Trupán Sindicato MDF Trupán Sindicato Molduras Trupán Sindicato Vigas Laminadas Cholguán Sindicato Aserradero Cholguán Sindicato Remanufactura Cholguán Sindicato L2 Horcones Sindicato MAPA Horcones Sindicato Planta Constitución Sindicato Planta Nueva Aldea Sindicato Planta Valdivia Sindicato Guardabosques Horcones Sindicato 1 Vivero Quivolgo Sindicato 2 Vivero Quivolgo Sindicato 1 Vivero Horcones Sindicato SotroSur Ltda N3 Sindicato Vivero Valdivia	Unión de Sindicatos de la Industria Maderera de la República Argentina Sindicato de Obreros y Empleados de Papel Federación Argentina de Trabajadores Químicos y Petroquímicos Sindicato del Personal de Industrias Químicas y Petroquímicas de San Lorenzo Unión Argentina de Trabajadores Rurales Y Estibadores	Sind Of Marc e Trbs Indus Ser Mov Mad Mov Junco Est PR Sindicato Trabalhadores Ind. Construção Civil e do Mobiliário Sindicato dos Trabalhadores nas Ind. Madeireiras, Moveleiras e Similares de Jaguariava PR Sind dos Of. Marc. e Trab. nas Ins. Serr. Mov. Comp. Lam. SJP Sindicato dos Trabalhadores nas Indústrias Químicas e Farmacêuticas do estado do Paraná Sindicato dos Oficiais Marceneiros e Trabalhadores de Serrarias e de Móveis de Madeira de Ponta Grossa Federacao Dos Trabalhadores E Trabalhadoras Assalariados Rurais Do Estado Ms Sindicato dos Trabalhadores nas indústrias de papel, papelão, celulose, pasta de madeira para papel, artefatos de papel e papelão, papel higiênico, cortiça e transformação de papel de Curitiba e estado do Paraná	Sindicato Industrial de Colaboradores al Servicio del Grupo Industrial Guadiana Jose Ma. Pino Suárez Sindicato Nacional de la Industria Química, Farmacéutica Productos Plásticos y Similares CTM	SOIMA (Sindicato de Obreros de la Industria Maderera y Afines) SUTMP (Sindicato Único de Trabajadores de Montes del Plata)

CONTRACTORS

NGC 461 (5.9)
GRI (2-8)

At ARAUCO, we work with 2,030 contractor companies that employ 32,000 workers, of which 29,400 are men and 2,600 are women. These companies mainly provide maintenance services, as well as other specialized services. Depending on the type of company and the area in which they operate, we implement different management

approaches, always aligned with our internal policies and procedures. These approaches are adapted to the services provided, the level of experience, preparation, risk and knowledge required. In the countries where we have a presence, we have systems, manuals and procedures that facilitate the management and control of the

relationship with our contractor companies, always in accordance with current local legislation. At ARAUCO, we require contractor companies to comply with the highest safety standards, to be highly qualified and productive, and to apply best labor practices. To ensure this, we provide an induction course in which they are trained on our Code

of Ethics, our compliance policies, the reporting channel and corporate standards in health and safety. At ARAUCO, we do not have a policy that establishes guidelines to be considered when selecting subcontractor companies whose personnel will perform functions within the entity; rather, the particular conditions of each hiring process are considered.






COMMITMENT TO THE PLANET

SASB (CG-BF-410a.1, RR-PP-110a.2, RR-FM-450a.1)
GRI (2-25)

OUR MAIN FIGURES, TARGETS AND COMMITMENTS IN ENVIRONMENT

TCFD (Metrics and Targets)

Growing from renewable sources, placing nature at the center of our strategy.



Targets

- ▶ Our main performance indicators are water consumption, GHG emissions (Scope 1 and 2), and waste generation and recovery.
- ▶ Continue advancing to achieve the target of 100% recovery of non-hazardous waste and reduction of CO₂ emissions by 2030.
- ▶ Reduce water withdrawal per ton of pulp by 30% by 2030, through efficiency and process optimization initiatives.
- ▶ Improve environmental performance through Well-Done Work.
- ▶ Strengthen environmental cultural management through processes, programs and environmental precursors identified, mitigated and closed, maintaining our international certifications.
- ▶ Increase energy efficiency in processes to reduce the average energy intensity of the pulp and energy business by 25% compared to 2019 by 2050 in Chile. Reduce energy consumption in the Wood Products business in Chile by 1.3% by 2027.
- ▶ Achieve 95% certified forest assets coverage.
- ▶ No conversion of natural ecosystems in all our operations since 2003.
- ▶ Maintain 30% of our forest assets as protection and conservation areas by 2030.
- ▶ Implement Watershed Management Plans for all critical watersheds within our forest assets by 2030.



First forestry company in the world certified as carbon neutral.

We invested **USD 47** million in environmental improvements.

81% of non-hazardous industrial solid waste was recovered in pulp and wood products mills globally.

Preventive and proactive work continued, improving and deepening training for executives, supervisors and operators.

91% of energy consumption corresponds to renewable energy.

83% of our assets are certified.

5.9 million tCO₂eq was our carbon footprint across all operations.

27% of our assets are native forest and protection areas.

We are based on four pillars for the ABC+ Plan:

Water, Biodiversity, Circularity and Carbon.

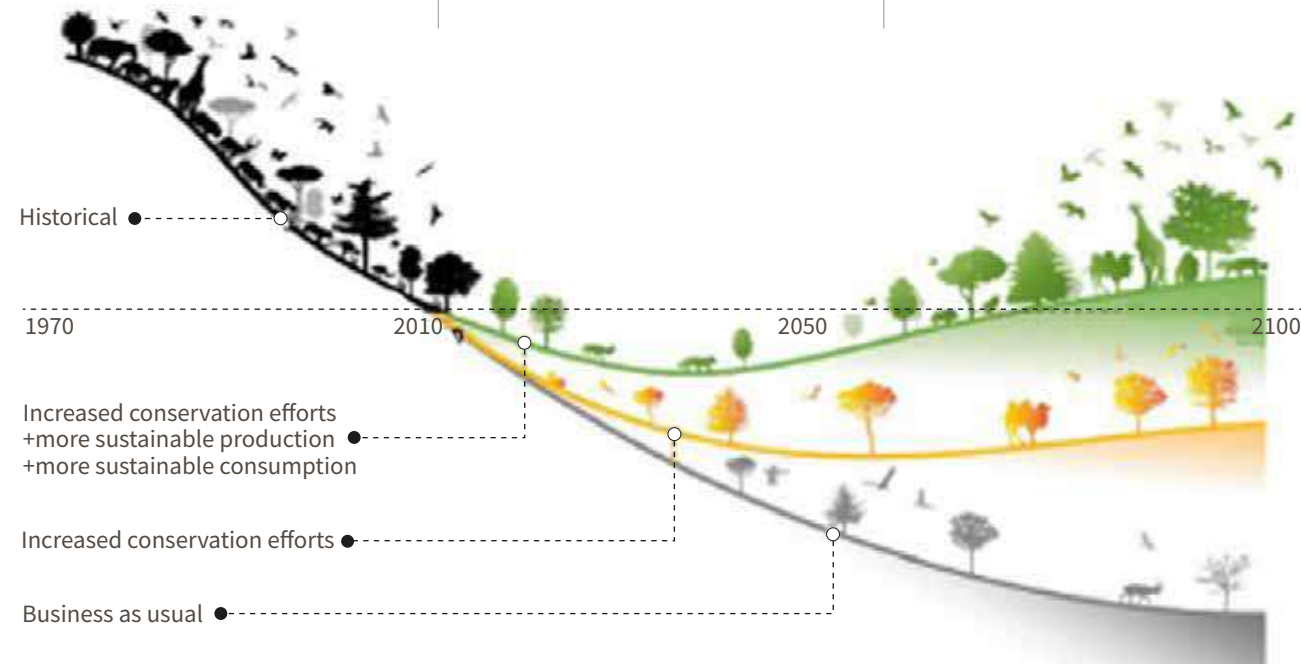
The ABC+ Plan
 SASB (CG-BF-410a.1, RR-PP-110a.2, RR-FM-450a.1)
 TCFD (Strategy, Metrics and Targets)
 GRI (305-5)

The forestry industry plays a leading role in a scenario of climate change and biodiversity loss, as it is capable of contributing to the mitigation and adaptation of the effects caused by this imbalance.

Considering the above, at ARAUCO we designed a plan based on four pillars: Water, Biodiversity, Circularity and Carbon.

In addition, we measure our natural capital, with the goal of becoming Nature Positive.

We are the first forestry company in the world certified as carbon neutral. Nature is at the center of our decisions and our sustainability strategy. Therefore, we understand that the local ecosystems of Chile, Argentina, Brazil and Uruguay must be respected and conserved, applying strict Responsible Forest Management practices, with an integrated landscape perspective, always with a view to the future. We protect biodiversity, productivity and forest regeneration, through processes that comply with world-class environmental, social and economic standards. Our operations in the forestry, pulp, wood products and non-conventional renewable energy businesses maintain this integrated approach, delivering solutions that help meet the sustained demand for goods with positive impacts on the environment.



Water

We maintain a constant commitment to hydrological monitoring, focusing on the development of knowledge for the sustainable management of water resources and ensuring compliance with emission limits in order to respect the quality of water bodies, both those associated with effluent discharges and those related to safe supply for plants and the conservation of water bodies. Our work in water is structured around two complementary areas: one industrial, focused on reducing consumption and continuously improving water efficiency in our operations; and another linked to forest management, focused on contributing to water security in the watersheds where we manage forests, promoting resilient and healthy landscapes.



Biodiversity

Operating in areas of high biodiversity, we ensure the conservation of 490,134 hectares (1,214,128 acres) of native forests, protect 1,335 threatened species and promote ecosystem conservation to prevent habitat degradation in all forest areas we manage. Our work in biodiversity is structured around two complementary focuses: one aimed at the protection and restoration of ecosystems—including native forests, high conservation value areas and sensitive species—and another focused on integrating responsible forest management practices that maintain functional, resilient and healthy landscapes in the long term.



Circularity

We develop products from renewable biomaterials that allow replacing more emission-intensive and fossil-based alternatives, such as polyester, plastic and concrete, advancing toward solutions that store carbon and promote circularity. Our work in circularity is structured around two focuses: one aimed at innovation in materials and products that replace polluting inputs, and another focused on efficient waste management, promoting its recovery and responsible use of resources across all our operations.



Carbon

We are certified as carbon neutral and have made additional commitments to reduce emissions by 2030. At the same time, the wood we produce contributes to the removal of millions of tons of CO₂ from the atmosphere, supporting global efforts to limit temperature increase. Our work in climate change is organized around two complementary focuses: one centered on effective emission reductions through efficiency, innovation and renewable energy; and another aimed at promoting nature-based solutions, where our forests and plantations act as carbon sinks that contribute to global adaptation and mitigation.

COMMITTED TO CLIMATE ACTION

SASB (CG-BF-410a.1, RR-PP-110a.2, RR-FM-450a.1)
TCFD (Strategy, Metrics and Targets)
GRI (305-4; 305-5)



We have certification of our carbon neutrality.

At ARAUCO, we promote initiatives that strengthen the resilience of our operations and territories, incorporating climate change adaptation as a cross-cutting axis of our management. During 2026, we will continue investing in research and development of low-carbon technologies that contribute to achieving our emission reduction targets.

2025 PROGRESS

- ▶ **5.9 million tCO₂eq:** was our carbon footprint across all ARAUCO operations, calculated considering Scope 1, 2 and 3.
- ▶ **Certification of our carbon neutrality:** with the objective of advancing toward increasingly rigorous and transparent standards in climate action, we have initiated certification under ISO 14068 and are currently in the process of verifying results corresponding to 2023 and 2024, which is expected to be completed in the first half of 2026.
- ▶ **Carbon footprint certification:** we obtained the verification certificate of our carbon footprint under ISO 14064-1 and the GHG Protocol. External auditors for the verification of the Carbon Footprint were PricewaterhouseCoopers (PwC), replacing AENOR, which certified our footprints from 2019 to 2024.
- ▶ **COP 30 in Brazil:** we were present contributing the private sector perspective on Nature-Based Solutions, strengthening international alliances and sharing our experience as a Latin American Nature Positive company.
- ▶ **Emission Reduction Certificates (CERs):** we received a relevant issuance of Emission Reduction Certificates (CERs) under the Clean Development Mechanism (CDM); however, no sales commitments were finalized for this inventory. Going forward, the Company is focused on transitioning all its projects registered under the CDM to Article 6.4 mechanism of the Paris Agreement, for which all projects are eligible, with this transition process currently underway.

ARAUCO Carbon Footprint (Ton CO₂ eq)

SASB (RR-PP-110a.1)
GRI (305-1; 305-2; 305-3)

Scope	2019	2020	2021	2022	2023	2024	2025
Scope 1	1,237,497	1,256,346	1,221,464	1,099,827	1,811,948	1,455,232	1,493,730
Scope 2	492,491	388,627	419,617	335,572	300,892	279,818	262,920
Scope 3	4,037,984	3,644,346	3,873,886	3,612,617	3,776,044	4,394,024	4,185,502
Total	5,767,972	5,289,319	5,514,967	5,048,016	5,888,883	6,129,074	5,942,152

Includes all Company operations and the joint operations of Montes del Plata in Uruguay.

Our commitment to climate mitigation and adaptation

We maintain the commitment to reduce our CO₂ emissions by 2030, through the following actions:

- ▶ Stability of our operations.
- ▶ Evaluate investment projects that reduce and/or capture CO₂.
- ▶ Reduce consumption of fossil fuels.
- ▶ Recover 100% of our non-hazardous solid waste.
- ▶ Reduce emissions associated with the logistics network.
- ▶ Incorporate emissions into decision-making (purchasing, engineering, etc.).

Complementarily, we promote adaptation actions that strengthen the resilience of our operations, landscapes and communities to the physical impacts of climate change:

- ▶ Strengthen water management in critical areas through continuous watershed monitoring, hydrological modeling and reduction of industrial water intensity in pulp production.

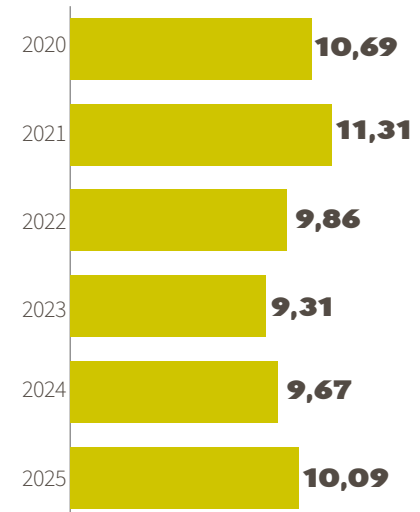
- ▶ Prevent and combat forest fires through dedicated infrastructure, permanent surveillance, land-use planning and resilient forest management.
- ▶ Promote scientific research and climate monitoring to anticipate impacts on forest productivity, emergence of pests and ecosystem risks.
- ▶ Work with communities to strengthen their local resilience through projects for water access, fire prevention and environmental education.

Substitution Effect: an approach by markets and end uses

Many industries, such as packaging, construction, retail and bioenergy, can substitute fossil-based materials with products produced by ARAUCO, based on forestry. Thanks to their use, especially in construction, furniture and the pulp market, GHG emissions are reduced by 10.09 million tons of CO₂.

Substitution Effect Estimation

Millones de tons de CO₂



This change is called the Substitution Effect and to calculate it a methodology is used that allows understanding how the end uses of our forest products and their non-wood alternatives contribute to climate change mitigation in each market.

The technical accuracy and communicational clarity of this measurement are structured in three fundamental components: (1) the annual time framework integrated with existing carbon footprint measurement systems; (2) the rigorous method to identify substitutes through an SEC analysis, based on the methodology of Rüter et al. (2016); and (3) the challenge of diverse end uses through a structured market analysis.

The markets studied are ARAUCO's three main ones: North America, South America and Asia, which represent 98% of the destinations of our exports. In this way, it is possible to carry out a comprehensive evaluation of the Substitution Effect, considering the specific characteristics of each market and the diverse uses of the products.

ACTIONS AND MEASURES

- ▶ Each year, the calculations of the footprint measurement are evaluated and reviewed to improve the quality of emission factors.
- ▶ Regarding emissions, reduction targets were defined for different businesses and countries; emission hotspots; and a portfolio of reduction initiatives.
- ▶ We have carbon capture and storage technology, with sinks such as native forest conservation, post-harvest soil retention and carbon stored in wood products.
- ▶ USD 6.8 million was invested in research and development for low-carbon technologies in terms of emission reduction, waste and new products.
- ▶ Five generation plants in Chile and one in Uruguay (joint operation with Stora Enso) are registered under internationally recognized standards, such as the Clean Development Mechanism (CDM). These allow reducing around 650 thousand tons of CO₂ annually. Additionally, the Viñales cogeneration project is registered under the Verified Carbon Standard (VCS).
- ▶ The policies that guide ARAUCO's actions in this area are the Code of Ethics, the Safety, Occupational Health, Environment and Quality Policy, and the Climate Change Policy.

Chile

- ▶ 1,781 ARAUCO employees were trained in the Environmental Training Program, which teaches about energy conservation, climate actions, waste management and biodiversity.

Emission Reduction Certificates (CERs) en miles

	2025	2024	2023	2022	2021
CERs issued (net of the commission paid to the United Nations Framework Convention on Climate Change – UNFCCC) (in thousands)	987.3	-	-	-	139.0
CERs sold or donated	-	-	267.7	267.7	1,050.0

RESPONSIBLE FOREST MANAGEMENT

SASB (RR-FM-160a.4, RR-FM-450a.1)
TCFD (Metrics and Targets)



At ARAUCO, we understand that the health of nature is the basis of the viability of our business. The success of our operations depends on healthy and balanced ecosystems, capable of sustaining soil, water, biodiversity and the growth of our forests. Caring for and respecting nature is both an ethical imperative and a strategy to ensure long-term sustainability and productivity. Therefore, we promote and protect functional ecosystems, aware that investing in nature is securing the future of our operations, people and the planet.

To achieve this, we have sustainable forest management that guarantees productivity, regenerative capacity and vitality of forests, key to combating Climate Change. In this regard, with our Protected Productive Landscape (PPP) model, initiated in 2021, we manage our assets by integrating production with nature conservation and ecosystem services in all their dimensions: operational, community and environmental. Thus, we have configured our operation into 30 landscapes. In each one, we assess biodiversity and

ecosystem services and generate land-use proposals oriented toward targets. We then carry out the corresponding monitoring. The priorities we have set in our strategy regarding ecosystem balance in different areas are soil care; conservation and ecological restoration; and sustainable water use. Our commitment to the value of our forest assets is certified by high international standards. In addition, we leverage the positive impacts generated in our forests, which support our value chain based

on wood products, through the FSC® procedure (Forestal Arauco FSC® License Code: FSC®C108276), Verification of Ecosystem Services Impacts. This allows us to build more sustainable and transparent supply chains, while strengthening our contribution to a nature-positive economy.

2025 PROGRESS



- ▶ **TNFD Adopter:** we became the first forestry company in Chile and the second in Latin America to become a TNFD Adopter, committing to transparently report the risks and opportunities our business faces in relation to nature, aligning with the global recommendations of the Taskforce on Nature-related Financial Disclosures (TNFD).

Chile

- ▶ **Forest genetic engineering platform:** together with the University of Concepción, we are promoting a pioneering forest genetic engineering platform, whose goal is to achieve trees more resilient to droughts, frosts and pests, ensuring renewable resources for the future. This alliance combines applied science and long-term productive commitment, and training specialized professionals is part of the impact.
- ▶ **Certifications:** we implemented the new versions of FSC® forest management standards (Forestal Arauco FSC® License Code: FSC®C108276), (FSC-STD-CHI-02-2024 FSC® Forest Management Standard for Chile) and PEFC (DN-02-05(2025) CERTFOR Sustainable Forest Management Standard for Plantations), and both external follow-up audits were successfully carried out.
- ▶ **Ecosystem Services certification:** within the framework of FSC® forest management, ecosystem services for water conservation (Forel) and biodiversity (Huemul) were recertified.

Argentina

- ▶ **Certifications:** we implemented the new versions of FSC® forest management standards (FSC-STD-ARG--01-2024 FSC® Forest Management Standard for Argentina) and PEFC (IRAM 39801 Edition 2.1 Sustainable Forest Management), and both external audits were successfully carried out, achieving recertification until 2030.

- ▶ **Ecosystem Services recertification:** within the framework of FSC® forest management (License Code: FSC®C128100), ecosystem services of Palmital conservation in the North region and Monte Blanco in the Central region were recertified.
- ▶ **Watershed committees:** in the North region we continued participating in 3 committees, together with local stakeholders (Municipalities, companies, NGOs, professionals).
- ▶ **Pantano Project:** in the Central region, participation in a project whose mission is to protect and conserve this emblematic species that inhabits wetlands and marshes of Mesopotamia and northern Argentina.

Brazil

- ▶ **Certifications:** we carried out the third monitoring of the second FSC® certification cycle and conducted the first audit under the new FSC® Certification Standard, published in 2024, with no major non-conformities recorded during the process.
- ▶ **Expansion of forest certification scope:** we incorporated 61 thousand hectares (151 thousand acres) of productive area into the scope of forest management certification, distributed across 81 properties. In all these areas, field assessments were carried out to identify the presence of potential High Conservation Value (HCV) attributes, with no areas of this type identified. Additionally, we advanced in remediation analysis by contracting a specialized company for the development of the evaluation protocol.

- ▶ **Controlled wood:** development of a system for the controlled wood procedure, which provides greater socio-environmental responsibility in the acquisition of non-certified forests.
- ▶ **HCV monitoring:** implementation with a specific focus on environmental impacts and on the monitoring of preventive and corrective actions.
- ▶ **Participation in external initiatives:** we participated in committees and working groups with the following institutions: IBÁ, REFLORE, IPEF, CLONAR, UFV, CAMCORE, FSC Brazil, FSC International and municipalities.

Uruguay

- ▶ **PEFC:** we were recertified aligned with the EUDR compliance module.
- ▶ **Flora and fauna species:** we identified 69% of species potentially present in our assets (target of 90% by 2030).
- ▶ **Natural Areas:** we maintained 42% of Natural Areas in our properties and increased one HCV area.
- ▶ **Biological corridors:** we reached 46% of our biological corridors within the National Biological Corridors.

ACTIONS AND MEASURES

- ▶ In Chile, Argentina, Brazil and Uruguay our assets are certified for responsible forest management. We work to expand this certification to ecosystem services in all countries where we operate.
- ▶ We carry out scientific research to understand the effect of forest management. Its results contribute to improving our practices, so that plantations have a positive impact on water, biodiversity, carbon and soil.
- ▶ For the purpose of improvement, we have a permanent Monitoring and Evaluation System, which allows the development of specific work plans.
- ▶ The policies that guide ARAUCO's actions in this area are the Code of Ethics, the Safety, Occupational Health, Environment and Quality Policy, the Biodiversity and Ecosystem Services Policy, the Climate Change Policy and the Responsible Wood Procurement Policy.

OUR NATURE STRATEGY

We develop alternative products to fossil-based materials.

We have defined a strategy focused on prioritizing the integrity, diversity and resilience of species and ecosystems, working for the continuity of essential ecosystem services for both nature and communities. We are committed to assessing, managing and transparently disclosing our nature-related risks, while also leveraging opportunities to drive positive change. We seek to protect biodiversity so that vital needs are met, the hydrological cycle and water quality improve, and the capture and optimal storage of CO₂ is promoted.

We assess

We minimize negative environmental impacts. In Latin America, approximately 1,131 thousand hectares (2,795 thousand acres) of pine and eucalyptus plantations are located, from which at ARAUCO we produce renewable raw materials. Their climate and soil are suitable for high productivity of wood that is competitive at a global level. Our industrial operations are assessed to minimize environmental impacts, such as emissions to air and water.



Threats to biodiversity

GRI (304-2)

The main threats identified for biodiversity are:

Climate Change: the risk of fires is a phenomenon that has significantly affected ecosystems over the last decade. Likewise, although so far, no major pests or diseases associated with increased temperatures or changes in precipitation patterns have been identified, some populations of Araucaria araucana show abnormal mortality, which is being evaluated using different techniques and in collaboration with multiple stakeholders.

Overexploitation of natural resources:

the use of forest crops with fast-growing species has reduced the pressure on wood sourced from native forests.

Pollution: at ARAUCO we have particularly rigorous certification standards regarding environmental impacts. The associated monitoring has not detected effects on native species and ecosystems.

Species, ecosystems and natural processes

At ARAUCO, we have focused on identifying the ecosystems and species present and have implemented field monitoring techniques using remote sensors, which allow us to report on potential threats. The main methodological influence for this system comes from forest certification requirements,



including the HCV Assessment Manual – HCV Network and the High Conservation Value Guidance for Forest Managers – FSC®.

In Chile, many people obtain water from watersheds located in forest areas. Forests and plantations are key elements in the hydrological cycle, relating to water quantity and quality, surface and groundwater flows, and contributing to reduced erosion and increased water retention from precipitation.

Another key process is the capture of atmospheric carbon, in which fast-growing plantations under sustainable forest management play a fundamental role. These make it possible to replace raw materials with a higher footprint, while also increasing carbon stocks, especially in degraded soils. To this end, we monitor plantation growth and the emissions generated by operations, with annual tracking in accordance with our Carbon Neutral Certification. Additionally, we work in relation to other ecosystem services with higher demand such as, for example, recreation and tourism, cultural identity, collection of non-timber forest products and education.

Transition strategy and opportunities

To ensure that our business is viable in the future, we recognize that risks and opportunities related to Climate Change, biodiversity and sustainability are determining factors. Therefore, our strategic decisions are guided by these variables, leading us to adapt through innovation.

Thus, one of our strategic pillars is the management of climate and environmental risks. Material risks, such as climate variability, translate into a greater evaluation of investments in resilient infrastructure and clean technology. Meanwhile, in the face of emerging risks, we allocate financial resources to ensure that our assets and operations maintain their profitability and competitiveness.

At ARAUCO, we rely on international tools and approaches for the assessment and management of risks and opportunities derived from sustainability. In this way, to understand the potential impacts of Climate Change on our operations and value chain, we use climate scenario analysis under the TCFD (Task Force on Climate-related Financial Disclosures) framework. Likewise, we are working on updating our disclosure standards to the new IFRS S1 (General Requirements for Disclosure of Sustainability-related Financial Information) and IFRS S2 (Climate-related Disclosures) standards, strengthening the consistency and comparability of our information.

ARAUCO BECOMES THE FIRST FORESTRY COMPANY IN CHILE AND THE SECOND IN LATIN AMERICA TO BECOME A TNFD ADOPTER

Because nature is our greatest asset, we move forward with determination in initiatives that protect this heritage and strengthen increasingly transparent and responsible management.

At ARAUCO, we have committed to reporting, in a transparent manner, the risks and opportunities our business faces in relation to nature, aligning with the global recommendations of the Taskforce on Nature-related Financial Disclosures (TNFD).

Becoming a TNFD Adopter implies going beyond the work of reporting: it is a public statement that nature is at the center of our strategic decisions, being integrated into our business model and our vision of sustainable growth.

For ARAUCO, nature is not simply a resource, but the foundation upon which the future development of the Company is projected. This milestone reaffirms the conviction that its care must be at the center of decisions and the way growth is driven.



In parallel, we are advancing in the integration of the standards proposed by the TNFD (Taskforce on Nature-related Financial Disclosures) into our Nature Strategy, with the aim of improving the identification, assessment and management of nature-related risks and opportunities.

Additionally, we measure our carbon footprint, water consumption, energy efficiency and ecological restoration rates to track our environmental performance. Likewise, GHG emissions indicators and biodiversity metrics –such as the pilot we developed in Chile– allow us to measure our Natural Capital. With this information, we can communicate our mitigation and adaptation strategies to our stakeholders.

We firmly believe that the path of our strategy must consider product diversification, the adoption of low-emission technologies and the promotion of ecosystem restoration, sustaining a transition plan toward an operation with greater energy efficiency and a lower environmental impact.

Other natural processes

We apply best practices in responsible forest management as required by the implementation of certification schemes. To achieve a positive environmental impact, we incorporate the mitigation hierarchy into the Company's activities and promote engagement with the surrounding environment and adaptation to Climate Change.

Contribution to a nature-positive world by 2030

Achieving alignment with Target 3 of the Global Biodiversity Framework, whose objective is to protect at least 30% of terrestrial and marine ecosystems by 2030, is our goal to generate a net positive impact on nature. Therefore, across approximately 490 thousand hectares (1.2 million acres) of conservation areas, representing 27% of our forest assets, we safeguard habitats and endemic species. In addition, in accordance with Target 10 of this framework, we protect vital ecosystem services and contribute to carbon capture, through responsible forest management.

In addition, we are committed to restoring areas affected by fires and previous activities, reforesting native species and rehabilitating areas of high ecological value.

Furthermore, at ARAUCO we have adopted cutting-edge technologies that allow us to continue improving biodiversity management and to have a more efficient adaptive response to new threats.

We act

We work to preserve ecosystem balance.

Our forest assets are composed of three areas: Production, for industrial requirements; Conservation and Protection, which preserve biodiversity, watercourses and soils; and General Use, which provide roads, agricultural land and other infrastructure.

To maintain a clear direction for our actions, we monitor our assets and establish High Conservation Value Areas.



ARAUCO JOINS INTERNATIONAL PROJECT TO VALUE NATURAL ASSETS

This unprecedented initiative, led by the International Sustainable Forestry Coalition (ISFC), brings together 18 forestry companies worldwide to pilot the application of Natural Capital Accounting principles.

The initiative seeks to generate a framework to measure and report the value of natural assets of companies in the forestry sector, with the support of the Capitals Coalition and the Taskforce on Nature-related Financial Disclosures (TNFD).

Arauco will be part of this pilot, which aims to quantify in a tangible way the benefits provided by forests —such as carbon capture, biodiversity or water regulation— together with wood production, and at the same time allow projecting their contribution to the economy and communities in the long term.

The project is framed within a context of increasing pressure on ecosystems. For this reason, there is a need to recognize that nature is a strategic asset and, for companies such as Arauco, which develop their activities around forests, having healthy, functional ecosystems that are maintained is an essential condition for their future sustainability.

Arauco’s participation in this initiative highlights the importance of recognizing that forests provide much more than timber products. Their contribution to people, the environment and the economy depends on management that comprehensively consider all the benefits they provide — many of them invisible or scarcely quantified — and that must be safeguarded to ensure their permanence over time.

Monitoring

SASB (RR-FM-160a.3)

Our biodiversity strategy includes monitoring systems to understand its status. We also implement indicators that enable the measurement of the success of the conservation and restoration actions in which we are engaged.

Our field monitoring methodologies are easily applicable and understandable. Thanks to them, we are able to establish conservation plans and adapt to changes in a fluid manner.

490 thousand hectares (1.2 million acres) of native forest conserved for present and future generations.



Number of species included in the IUCN Red List and in National Conservation Lists that have been sighted within ARAUCO’s assets

GRI (304-4)

CATEGORY	Chile		Argentina		Brazil		Uruguay		Total
	Fauna	Flora	Fauna	Flora	Fauna	Flora	Fauna	Flora	
Critically endangered	7	6	-	1	-	-	-	-	14
Endangered	32	33	3	3	-	-	5	-	76
Vulnerable	22	26	31	0	6	1	1	-	87
Near threatened	34	17	18	2	12	3	8	-	94
Least concern	3	1	50	-	341	270	2	-	667
Provincial protection	NA	NA	9	7	2	1	25	12	62
Others	-	-	-	-	4	337	-	-	341
Total	98	83	111	13	365	612	41	12	1,335

Includes the entire forest assets of the Company.

NA: Not applicable

Others includes other species classified by IUCN as DD – Data Deficient and NE – Not Evaluated.

Critically endangered species sighted within ARAUCO’s assets

Scientific Name	Common Name
Chile	
<i>Adesmia Bijuga</i>	Rabo de Zorro
<i>Aegla Concepcionensis</i>	Pancora
<i>Aegla Laevis</i>	Pancora
<i>Alsodes norae</i>	Oncol spiny chest frog
<i>Alstroemeria achirae</i>	Field lilies
<i>Chiasognathus jousselini</i>	Cantárida, Hairy stag beetle
<i>Chloraea cuneata</i>	Spur orchid
<i>Chloraea volkmannii</i>	Volkman’s orchid
<i>Corynabutilon salicifolium</i>	Huella
<i>Gaultheria renjifoana</i>	Chaura de Laraquete
<i>Hippocamelus bisulcus</i>	Huemul, Taruca, Wümul, Güemul, Shoan, Shoen, Trula, Hueque, South Andean deer
<i>Rhinoderma Rufum</i>	Darwin’s frog
<i>Sclerostomulus Nitidus</i>	Borrachito
Argentina	
<i>Araucaria angustifolia</i>	Paraná pine

THE RUIL: A SPECIES THAT CHILE CANNOT AFFORD TO LOSE

From the Nothofagus family, the ruil is a unique and endemic tree of Chile, whose existence is deeply linked to the natural history of our planet.

Let us imagine the Earth 200 million years ago, dominated by the supercontinent Gondwana, a vast territory that united South America, Africa, Australia, Zealandia, India, Madagascar and Antarctica.

It was in this Antarctic corner where the first Nothofagus emerged, a family of trees that spread and, after fragmentation, evolved in the southern cone of South America into more than 10 unique species. Among them, the ruil stands out as one of the most primitive and fascinating.

Throughout the climatic oscillations of history, the ruil found its home in the Maule region, where it became an endemic species, exclusive to this area.

Currently, various initiatives seek to protect and restore the ruil. The Plan for the Recovery, Conservation and Management of Species (RECOGE), from the Ministry of the Environment, developed in collaboration with public, private and academic institutions, includes measures such as reforestation and the creation of protected areas.

ARAUCO is part of this initiative and conserves more than half of the world's ruil populations within its High Conservation Value Areas (HCVAs), becoming a key factor in the plan to recover populations and fragments affected by the 2017 fires.

To address the effects of climate change, assisted migration is being implemented, an innovative project that seeks to establish ruil populations south of their current distribution, ensuring their long-term survival.

Within this strategy, ARAUCO, through its Quivolgo Nursery in Constitución, leads a ruil propagation program from seeds. This effort not only supports the restoration of remaining fragments in Maule but also seeks to establish populations outside its current range, expanding its distribution area and preserving its genetic diversity.

The second line of work is a collaborative project focused on the migration of ruil at the national level, whose objective is to



identify climatic zones in Chile where this species can establish itself, ensuring its continuity in the face of possible cataclysms or damage in the Maule region that could threaten its survival and lead to its extinction.

In this line, the seeds received at the nursery are collected in a specific manner, selecting individuals with particular population characteristics and isolation. These seeds are propagated and established in new locations, with the purpose of creating a future habitat that will ensure the survival of this species and protect it from the challenges that threaten its existence.

High Conservation Value Areas

GRI (304-3)

High Conservation Values (HCV) are considered significant or important for various reasons. Examples include rare ecosystems, concentrations of threatened species or large forest areas, as well as the provision of basic services, either in response to unusual and severe events or to meet community needs, including their traditional identity.

The identification of these values allows us to designate management areas as High Conservation Value Areas (HCVAs). The methodology for this includes:

- ▶ **Identification:** characterization of the presence or absence of each category of high conservation values, based on an analysis of existing information and/or data collection.
- ▶ **Management practices:** appropriate management practices are established to maintain or increase the values identified.
- ▶ **Monitoring:** an effective control system is defined to make appropriate decisions, in order to maintain and improve the identified values. The monitoring regime will be guided according to the operational objectives of the management plan and will require the definition of indicators to assess the status of the HCVAs.

Native Forest and High Conservation Value Areas

Country	Native Forest Area (thousand hectares (acres))	% of Native Forest over forest assets	Number of HCVAs			Number of hectares (acres) allocated to HCVAs
			Biological	Social	Cultural or religious	
Chile	294,125 (726,705)	29%	35	17	73	60,217 (148,791)
Argentina	119,800 (295,992)	45%	17	18	9	55,267 (136,565)
Brazil	70,861 (175,083)	16%	1	-	-	3,251 (8,032)
Uruguay	5,348 (13,216)	3%	8	-	1	1,325 (3,274)
Total	490,134 (1,210,996)	27%	61	35	83	120,061 (296,662)

Includes the entire forest assets of the Company and the joint operations of Montes del Plata in Uruguay. The forest base of ARAUCO in the state of Mato Grosso do Sul in Brazil is composed of Mahal properties, usufruct and surface rights.

NEW INFRASTRUCTURE WILL SUPPORT THE WORK OF SCIENTISTS STUDYING THE HUEMUL IN THE HIGH MOUNTAINS

Created more than 10 years ago to contribute to the conservation of this endangered species, the Nevados de Chillán – Laguna del Laja Biological Corridor Biosphere Reserve, which includes mountainous areas of Ñuble and Biobío, in Chile, hosts the northernmost population of huemul in the country.

To access the area and study this emblematic native deer, researchers must undertake a journey that includes a hike and 5 hours on horseback along rocky trails.

A group of professionals from ARAUCO and CONAF identified the location where the structure will be built, ensuring the least possible impact on the site.

This type of public-private collaboration is part of the RECOGE Plan for the conservation of the Huemul.

The Recovery, Conservation and Management of Species Plans (RECOGE) are instruments to preserve native fauna through coordination with state institutions, civil society, communities, academia and the private sector. In the case of the Huemul, the Plan has been promoted since December 2019 by the Ministry of the Environment and CONAF.

The High Conservation Value Area (HCVA) Huemules de Ñuble corresponds to an effort by the Company to protect, within its landscapes, the biological diversity that enables the presence of the huemul, one of the 125 HCVAs that ARAUCO has in the central-southern part of the country, safeguarding threatened flora and fauna.

Restoration

GRI (304-3)

Not replacing native forest and not encouraging its replacement by third parties has been our explicit commitment since 2003.

To achieve this, in addition to establishing protocols and policies, we design reforestation, restoration and other proposals aimed at recovering degraded ecosystems.

Since 2012, we have maintained in execution a plan to replace 25,044 hectares (61,885 acres) of plantations in Chile, which we expect will make a relevant contribution to biodiversity conservation and to the provision of highly demanded ecosystem services.

To achieve successful restoration, we incorporate a research process based on the generation of cycles of trials, evaluation and scaling, with an adaptive approach, incorporating design, management and monitoring.

Within the framework of the restoration target defined for Chile, the variation in the area under restoration responds to an adaptive management approach, aligned with the TNFD framework. The plantations prioritized for restoration remain under productive management until harvest, at which point ecological restoration begins along with an evaluation period of up to three years, aimed at verifying the response of native regeneration and maintaining a high contribution to nature-positive ranking.

The nature-positive contribution ranking is based on a systematic planning process with explicit objectives and local verification; in this way, sites with greater potential for risk mitigation and the generation of opportunities related to biodiversity and ecosystem services are prioritized.

During the last period, approximately 1,616 hectares (3,993 acres) were reclassified out of the restoration process and 555 (1,371) were incorporated as new candidates for restoration that generate a superior solution to what had already been implemented in the previous year.

Progress in restoration of native ecosystems (hectares)

Country	Hectares (acres) of native forest recovered and/or under restoration
Chile	9,952 (24,590)
Argentina	3,873 (9,571)
Brazil	2,389 (5,903)
Uruguay	220 (544)
Total	16,434 (40,608)

Includes the entire forest assets of the Company.

2025 PROGRESS



- ▶ **Maintenance and expansion of a network of 179 High Conservation Value Areas:** with more than 120,061 hectares (296,677 acres), we promote the continuous improvement of our monitoring and communication protocols.
- ▶ **Native forest:** 16,434 hectares (40,609 acres) are under restoration and/or already recovered.

Chile

- ▶ **Business Action Plan for Biodiversity in Chile:** the World Economic Forum highlighted the Business Action Plan for Biodiversity in Chile, of which ARAUCO is part, as a global example of collaboration to move towards nature-positive economies.
- ▶ **HCVAs:** no new HCVAs were added; however, at the end of 2025 we applied to the certification process of Cultural HCVAs for the Cascada Hueima site in the commune of Lanco, Biobío Region. Additionally, a reorganization of 3 HCVA 6 areas was carried out, unifying these sites, reducing the number of HCVA 6, while maintaining the number of protected hectares.
- ▶ **Retamo de Maule:** we identified one of the largest populations of retamo del Maule (*Adesmia bijuga*), a critically endangered (CR) species, which will allow reevaluation of its conservation status and better directing the efforts the Company carries out in the different properties where it is present.
- ▶ **Threatened species:** we updated the potential distributions of 92 threatened species (24 HCVAs), which will allow guiding search and monitoring efforts for these species. The work was carried out by the Institute of Ecology and Biodiversity using public records and data from Forestal Arauco, as well as the latest species modeling technologies.

- ▶ **HCVA Pampa Nguillatun:** in the Labranza 5 property in Loncoche, a site made available to the community at the beginning of 2025, and in March of the same year, the community was once again able—after almost 60 years—to carry out its religious ceremony at that site.
- ▶ **Participation in the 1st Latin American Summit on FSC® Ecosystem Services:** within the framework of Forest Week 2025, we presented the Cascada Hueima project, together with the Mapuche Community and the Municipality of Lanco, which seeks to be the first FSC® verified cultural impact project. We also presented Lemu Atlas, a platform developed with ARAUCO Ventures to connect nature metrics with companies. (Forestal Arauco FSC® License Code: FSC®C108276).
- ▶ **New scientific shelter in Caramávida:** we inaugurated a new scientific shelter to strengthen the conservation of native flora and fauna. The space—open to researchers and organizations—integrates science, biodiversity and community and is driven by ARAUCO together with other local stakeholders.
- ▶ **Second season of Voces del Bosque:** in it, 12 Chilean species in danger of extinction were presented and tell their story with the voice of well-known actors and actresses, connecting science and emotion.
- ▶ **Property-level planning:** we progressively integrated HCVAs into property and operational planning instruments, ensuring that environmental, social and cultural values were considered before the start of forestry operations.

- ▶ **Nonguén National Park:** we continued restoration actions along the park's perimeter ridge, through the planting of native species over an approximate area of 50 hectares (124 acres). This work was carried out in coordination with local stakeholders and CONAF. In this same context, progress was also made in the restoration of a property adjacent to the Nature Campus of the University of Concepción, with the aim of improving the connectivity of the forests surrounding the campus, strengthening native vegetation restoration processes in the area.
- ▶ **Cordillera de Mulas:** we consolidated the restoration project in the Cordillera de Mulas property, located in the O'Higgins Region and adjacent to the Alto Huemul Nature Sanctuary. To date, progress has been made on an initial area of approximately 600 hectares (1,483 acres) under restoration, out of a projected total of 788 hectares (1,947 acres), entirely concentrated in a specific property.
- ▶ **Protection buffer widths:** a consensus was reached with CONAF, Biobío Region, to define the protection buffer widths associated with tree species classified in Chile as Natural Monuments present in this region. The objective of these protection strips is to safeguard each individual at all stages of its development and ensure long-term conservation. These protection areas will not be reforested with pine or eucalyptus, becoming part of ARAUCO's native forest restoration program.

2025 PROGRESS



Argentina

- ▶ **Watershed recovery program:** we increased the area of native forest through the implementation of the Watershed Recovery Program, through which we have protective forest areas at different stages of succession.
- ▶ **Yaguareté:** since 2018, we have continuously carried out monitoring of the jaguar (yaguareté) in ARAUCO's properties in the province of Misiones and of the marsh deer in the Delta.
- ▶ **Ecosystem Services recertification under the FSC Forest Management standard (License Code: FSC®C128100):** we renewed the Positive Impact declaration for the conservation of Palmito (*Eutherpe edulis*) in Misiones and the riparian forest formation known as Monte Blanco in the Delta Region.
- ▶ **Protected Productive Landscape of the Delta:** since 2014 we have implemented restoration of natural watercourse margins, guided by the "Protocol for the definition of Biodiversity Conservation Strategies in Salicaceae forest plantations of the Lower Paraná Delta" (Fracassi et al.), and the "Field guide for riparian forest restoration," both published by INTA. To date, since the start of the program, 6 stream restoration modules have been created, with native species representative of these ecosystems (riparian forests, reed beds, grasslands).

Brazil

- ▶ **Native vegetation:** we maintain 25% of native vegetation within forest assets in the state of Mato Grosso do Sul, representing an additional 5% above what is required by Brazilian legislation (20% for the biome). Likewise, the Company protects Permanent Preservation Areas (APP), Legal Reserves (RL) and remaining areas, whose objective is to guarantee water regulation, soil protection and habitat for local fauna.
- ▶ **PRADA (Projects for the Recovery of Degraded or Altered Areas):** we currently have 83 PRADA/PRADE approved and registered in the respective CAR, covering a total area of 2,389 hectares (5,903 acres) under passive restoration.
- ▶ **HCVAs:** we expanded the monitoring of HCVAs, which, in addition to the protection area, is now also carried out by the environmental team, with the objective of preventing environmental impacts and evaluating the effectiveness of conservation measures. No new HCVAs were incorporated, despite the fact that analysis was conducted on 81 new properties that entered the certification scope during that year.
- ▶ **Restoration of degraded or altered areas:** through the PRADA Project (Recovery of Degraded or Altered Areas), we monitored 83 properties currently under restoration.

Uruguay

- ▶ **New HCVA:** we declared the ninth High Conservation Value Area, the Las Lilas grasslands and their associated birds, covering 248 hectares (613 acres), of which approximately 220 (544) are natural grasslands in very good conservation condition; the landscape combines open grasslands with ravine forests and riparian zones.

ACTIONS AND MEASURES

- ▶ Our native forest and protection areas are subject to the search for new opportunities to increase benefits for ARAUCO and the community. For this reason, progress has been made in the management of ecosystem services, expanding their certification and working collaboratively with academia in the development of a general strategy for native forest management.
- ▶ The comprehensive diagnosis carried out by the Wildlife Conservation Society (WCS) in 2023, for biodiversity conservation in our assets in Chile, is the starting point to establish strategies that promote its protection and enhancement. Not replacing native forest and not encouraging its replacement by third parties is our forest management commitment to protect and conserve biodiversity. In our integrated landscape, which conserves and protects biodiversity, ecosystem services and the economic development of our company and neighboring communities, it is possible to visualize the impact of well-executed certified forest management. Our biodiversity and ecosystem services management maintain communication between protected areas or native vegetation through watercourses.
- ▶ High Conservation Value Areas are researched and monitored to identify threats to flora and fauna in a timely manner and to implement protection measures.
- ▶ Our greatest challenge is to ensure persistence within our assets of populations of threatened species and ecosystems.
- ▶ Poaching and illegal fishing are prohibited across all our assets. To contain invasive species that may harm biodiversity, we have designed an appropriate and effective control plan.
- ▶ Universities and research centers are welcome in our natural assets to collaborate and share experience in biodiversity and ecosystem services research.
- ▶ The policies that guide ARAUCO's actions in this area are the Code of Ethics, the Safety, Occupational Health, Environment and Quality Policy, the Biodiversity Policy and the Climate Change Policy.

Fire prevention and control plan

+USD 76.9 million were invested in the Forest Fire Protection Plan

Our comprehensive fire prevention and control strategy is focused on the coordinated deployment of different resources, which allows us to manage the significant investment we make to prevent and combat these events.

In collaboration with a network of local and regional organizations, we implement this program, whose purpose is to prevent, detect and combat forest and rural fires, protecting human lives, forests and native fauna,

homes, industries and infrastructure. To this end, we direct our actions based on three pillars: education and outreach, fuel management and coordinated response.

Together with other companies and institutions, we address the monitoring of areas that are under alert due to their climatic conditions. In addition, we invite communities to train in emergency preparedness and provide support to community brigades and local fire departments. In this regard, we are involved as members of the Community Prevention Network in Chile, together with neighbors, authorities, CONAF, Fire Departments, Carabineros and companies. Together we form a group of 500 local committees in more than 80 municipalities, from the O'Higgins Region to Los Lagos. If, despite all these measures, fires cannot be prevented, we focus on containing their magnitude, combating them in the shortest possible time from their onset.

Forest Fire Protection Plan resources

Type of resource	Chile	Argentina	Brazil	Uruguay	Total
Towers and/or surveillance points	0	9	24	-	33
Detection cameras	166	-	-	65	231
Satellites	24	-	-	27	51
Brigades and force teams	170	1	30	8	209
Trucks	8	2	22	8	40
Aircraft	36	1	5	10	52
Aircraft	64	2.6	7.3	3.0	76.9

Includes the entire forest assets of the Company.

ACTIONS AND MEASURES

Chile

- Our fire prevention and combat strategy is based on four pillars: Social prevention and coordination among stakeholders; Prevention structures and forest management; Resources and cutting-edge technology; and Training and innovation.
- We actively collaborate in CORMA's fire prevention and protection initiative, which brings together large, medium and small forestry companies, as well as CONAF, municipalities, electricity companies, Fire Departments, the National Disaster Prevention and Response Service and other institutions associated with the civil protection system. This work allows us to have a safer environment and coordination, interaction and preventive alerts with our neighbors.
- We maintain and expand prevention structures to 14 thousand kilometers and carry out work on 25 thousand hectares (62 thousand acres) of assets per year.
- We conduct permanent monitoring to anticipate various threats.
- We invested USD 64 million in Chile. Part of this amount was allocated to 40 aircraft, including 2 Airplane helicopters with a discharge capacity of 10 thousand liters and 4 drones used to direct and support nighttime fires; 130 brigades (including 34 nighttime), 12 mechanized brigades, 40 task forces (brigades + skidder + water tanks), 40 additional skidders (170 operators); 165 detection points with proprietary robotic cameras, 50 additional points from CORMA partner companies, 24 satellites complementing ground detection; a fire simulator operating both on mobile phones in the field and at the protection center, allowing visualization of spread and definition of control strategies in real time; and a satellite navigation system that optimizes access for ground resources through private roads of CORMA companies for CONAF and Fire Department teams.



- We work together with the Community Prevention Network, which integrates more than 500 committees in 80 municipalities, and we participate through CORMA in joint initiatives with CONAF, Fire Departments, Senapred, municipalities, Carabineros, PDI and Presidential Delegations, strengthening coordination and preventive alerts.
 - We have 9 working groups dedicated to reducing occurrence, propagation and improving fire combat, as well as strengthening safety and preventive performance of ARAUCO's internal personnel.
 - Together with CORMA, we have trained more than 10,000 forest firefighters and provided fire detection cameras to CONAF, strengthening coordinated detection and timely response throughout the country.
- Argentina**
- Our strategy is based on three pillars: strong work on prevention, focused on restoring firebreak perimeters; early detection, with a structure of cameras and trained personnel; and constantly prepared personnel for rapid action both for combat and logistical structure.
 - In prevention, the restoration of firebreak perimeters is key to reducing fire risk within the assets.
 - For early detection, we have cameras and an efficient communication system, as well as trained personnel for monitoring, allowing action before fire spreads, significantly reducing impact.

ACTIONS AND MEASURES

- ▶ We have trained teams and efficient logistics that ensure immediate and effective containment in case of fire.
- ▶ For the 24-25-26 seasons, perimeter cleaning—both external and internal—was planned and continues to progress, aiming to protect assets from outbreaks generated in neighboring lands. Drones were also incorporated for forest fire detection and surveillance, both for early detection, continuous monitoring, real-time transmission for situation assessment and rapid response, and for damage assessment.

Brazil

- ▶ ARAUCO's strategy for forest fire combat is based on the pillars of prevention, early detection, rapid response and integration with public agencies and local communities.
- ▶ For the 2024–2025 season, we reinforced the preventive approach, prioritizing structural and operational actions, with emphasis on risk reduction, protection of planted areas and preservation of native ecosystems.
- ▶ We adjusted planning to more severe climatic conditions, through anticipation of actions, strengthening operational supervision, review of protocols and expansion of response capacity, ensuring greater efficiency and safety throughout the critical season.

- ▶ We significantly strengthened the forest fire prevention and combat strategy by expanding preventive cleaning in critical areas, reinforcing infrastructure and improving monitoring and early detection systems. An integrated Monitoring Center was consolidated with real-time coordination with companies, partners and public agencies; training of forest brigades was strengthened; and aerial combat was consolidated as a key component of the strategy. Likewise, we advanced in the standardization of procedures and in strengthening a preventive culture and operational preparedness, ensuring a more efficient, coordinated and scalable response to higher-risk scenarios.

Uruguay

- ▶ We strengthened fire management through the simplification of dispatch and communication protocols, the use of digital tools for mapping and maintaining firebreaks, preventive work with communities in higher-risk areas, and the implementation of georeferencing platforms for firefighting resources.
- ▶ We reinforced operational safety with brigade monitoring and the use of drones with thermal cameras for the detection of hot spots.

ATHLETES JOIN FIRE PREVENTION

Together with ARAUCO, they develop an innovative community strategy to keep flames away from forests in Chile.

“The Forest Guardians”: this is how the cyclists who every week conquer hills and ride trails full of adrenaline describe themselves, merging their passion for downhill and mountain biking with the commitment to care for the nature that hosts them.

Athletes have played a crucial role in protecting forests, keeping them free of waste. Now, they seek to expand their contribution by preventing risk situations that could lead to fire outbreaks. In this regard, ARAUCO has developed training sessions with professionals and brigadiers who are experts in the field.

The initiative has been enthusiastically received by clubs from Maule to Los Ríos, who see it as a great tool for cyclists.

OPEN FOREST

More and more organizations and communities carry out activities in the Landscapes that the forestry company has opened to its neighbors. During the last 2 years, more than 150 thousand people have entered the forests with a sporting, recreational, cultural or educational interest.



Water management

GRI (303-1)

Water management is one of the greatest challenges imposed by Climate Change, which is why it is one of our main concerns at ARAUCO. Forests and plantations are our allies in this, since their effects are beneficial for the hydrological cycle, helping to improve the main issues.

Hydrological monitoring

Across all our operations, we maintain a strong focus on hydrological monitoring and sustainable water management. However, Chile presents the highest level of water stress among the regions where we operate, which makes resource availability a material issue for our business. For this reason, since 2014 we have implemented in this country the Water Challenge program, an initiative designed to address more critical scarcity conditions and develop targeted solutions that strengthen the resilience of our operations and local communities.

2025 PROGRESS



- ▶ **Monitoring of water quantity and quality:** we created various initiatives in the countries where we operate, together with civil associations for watershed protection, hydrological monitoring programs, summer monitoring and other periodic measurements.

Chile

- ▶ **Bioindicator Program:** includes citizen monitoring through two schools in the commune of Cañete. This initiative seeks to determine the water quality of the Pilpilco and Caramávida rivers through measurements carried out by students from Liceo Multicultural Claudio Flores Soto in Cerro Alto and Liceo Orlando Delgado Zúñiga in Antihuala.
- ▶ **Water and Soil Challenge Monitors Program in Santa Juana:** a territorial initiative that combines community training and practical implementation to improve water access in rural areas. In its 1st stage (2025), 80 people were trained in water/soil management within the framework of the PPP Secanos del Biobío, leaving installed capacities in the territory. In the 2nd stage (2025–2026), the process moves from learning to action: kits and materials for wells are delivered, channeled through the Unión Comunal de JJ.VV. of Santa Juana, to implement solutions in Los Quiques, Paso Hondo and Tanahuillín. The estimated impact is 180 people.

- ▶ **Water Challenge Program:** since its inception, our program has contributed to the development of both collective and individual projects that allow our neighbors to improve their access to water in both quality and quantity. In the collective projects space, we have already reached 152 delivered projects in 53 municipalities, benefiting more than 69 thousand people. These projects have involved a direct contribution of CLP 2,000 million, which in turn has enabled public and private investment of an additional CLP 47 billion. Likewise, at the family scale, together with our neighbors we have reached more than 430 Projects and Replications, benefiting 3,308 people in 26 municipalities, with a direct contribution of CLP 295 million.

Number of water intakes

1,232

Benefited people


607,057

Brazil

- ▶ **Monitored micro-watersheds:** completion of the executive project for the installation of hydraulic spillways in the two experimental micro-watersheds that have been monitored since 2021—one in a native forest area and another in a planted forest. It is expected that the hydraulic spillways will be installed during the first half of 2026, which will allow expanded hydrological monitoring to begin once the infrastructure is operational. While the new infrastructure is not yet implemented, monthly physicochemical analyses of water continue to be carried out at the two monitored points, ensuring continuity of the historical series and allowing observation of possible seasonal variations and trends in water quality.

Uruguay

- ▶ **Participation in initiatives:** for more than 20 years we have participated—together with other forestry companies and the Faculties of Engineering and Agronomy—in various projects monitoring the impact of forest plantations on water and soil. The identification and quantification of the different components of the hydrological cycle and water quality are vital to understand and measure the impact of our activity.
- ▶ **National network:** we are part of a national network of micro-watersheds (less than 200 hectares (494 acres)) for the measurement and comparison of different hydrological indicators in livestock use (grassland vegetation) and forestry use (eucalyptus plantations for pulp production).
- ▶ **Experimental Micro-watershed Monitoring Program:** since 2024 we have participated in processing the historical database (17 years) of hydrological data. We work on the project to build models that allow us to determine soil moisture and its evolution, carry out water balances and define the best areas for planting.
- ▶ **Digital maps:** we developed an innovative methodology for generating digital maps according to the different variables present in the soil to improve plantation performance.



Soil management

The importance of soil lies in its high capacity to retain carbon, water and nutrients, meeting the development needs of plantations for effective productivity.

This is essential for forest soil, contributing to the reduction of erosion. At ARAUCO, we ensure that soil is not left uncovered for

prolonged periods after harvesting, so that these attributes remain. The process includes site preparation, establishment and growth. These measures allow us to conserve and improve their productivity.

ACTIONS AND MEASURES

Chile

- ▶ We monitor soils in burned and unburned plantations to assess nutritional changes after fires.
- ▶ An important objective is to avoid soil erosion and compaction through different strategies. In Chile, where part of the assets is located on sloped areas, we assess the optimal timing in harvest planning according to soil characteristics, avoiding harvesting on saturated soils. In addition, we seek to maintain residues on the soil surface in areas with high machinery movement, carry out infiltration works and residue strips in high-slope areas, enable and plant sites in a timely manner to generate rapid vegetation cover. Finally, we promote Integrated Forest Planning with a preventive approach to achieve better soil management across different units, ensuring that decisions consider not only supply requirements but also soil-related environmental risks, so they can be managed in advance.

Argentina

- ▶ As part of our harvesting activities, studies and soil monitoring are carried out together with INTA to define actions for the prevention and mitigation of significant soil impacts.

Brazil

- ▶ We plan stands according to topography and implement minimum tillage, which limits soil preparation to the planting line, preserving its structure and reducing exposure to erosive processes. Likewise, we maintain soil cover with harvest residues, which favors water infiltration, greater water availability, temperature regulation and stable conditions for biological activity.

- ▶ We implement responsible fertilization, ensuring nutrient supply to plantations and avoiding depletion of soil stocks, especially after harvest, when significant nutrient export occurs.
- ▶ We prepare soil through minimum tillage, preserving its structure, reducing excessive disturbance and maintaining greater surface cover.
- ▶ We apply the use of fertilizers and amendments, focusing on meeting the nutritional requirements of forest plantations and correcting soil nutrient limitations.
- ▶ We maintain harvest residues on the soil, promoting surface protection, moisture conservation and nutrient cycling.
- ▶ We increase efficiency in the use of inputs, adjusting doses, sources and timing of application according to soil and site characteristics.
- ▶ We improve soil water retention capacity, contributing to greater stability in the initial growth of forest plantations, especially during periods of water deficit.

Uruguay

- ▶ To minimize our impacts on soil, from the forest planning stage we implement management measures aimed at its conservation and compliance with current regulations.
- ▶ We carry out a detailed project before planting or reforestation, which must be approved by the General Forestry Directorate and, in many cases, by the Ministry of Environment and local authorities.
- ▶ We use advanced technologies to minimize the impact of soil disturbance.
- ▶ We do not carry out activities on soil when it is saturated with water.
- ▶ To comply with Management Plans, we have monitoring points where both water quantity and quality, as well as chemical and physical properties in certain soil types —forested and non-forested— are evaluated. Soil monitoring is assessed before and after harvesting.



2025 PROGRESS



Chile

- ▶ **Integrated Forest Management:** we implemented the SERAC tool (Environmental Risk Assessment System for Harvesting), which previously evaluates the risk of rutting and gully erosion in forest properties. The tool allows prior identification (preventive approach) of areas with higher risk, enabling adjustments in planning and harvest timing in the short, medium and long term, avoiding or reducing soil impact. After harvesting, a tool is being implemented to identify and standardize the degree of soil disturbance and rutting depth using drone imagery, allowing improved decision-making and prioritization of mitigation activities.

Argentina

- ▶ **Studies and monitoring:** in harvesting activities, we have been developing studies and soil monitoring together with INTA, which allow defining actions for both prevention and mitigation of significant soil impacts, measures established in operational procedures, management plans and environmental management plans.

Brazil

- ▶ **Soil survey:** we continued detailed soil surveys in ARAUCO's cultivable areas, focusing on the characterization of soil physical and chemical properties. During this period, more than 80 thousand hectares (198 thousand acres) were surveyed, reaching a total of approximately 200 thousand hectares (494 thousand acres) mapped since the beginning of the project. For 2026, the goal is to expand the area with detailed soil surveys.
- ▶ **Technical visits by consultants from RR Agroflorestal and professors from ESALQ:** focused on fertilization adjustments and reducing soil preparation intensity. The technical discussions contributed to supporting management decisions and promoting the adoption of lower-impact practices, which will continue to be evaluated through trials.

Research and Development

With the objective of carrying out proactive biodiversity management, at ARAUCO we work on preventing problems that may affect it. For this reason, we support scientific research and focus on being part of international networks and forums on biodiversity conservation, considering technological innovation both for monitoring and for its improvement through artificial intelligence and big data analysis.



2025 PROGRESS



Chile

- ▶ We developed applied research together with Chilean universities, particularly with the University of Concepción and the University of Development, with which scientific articles were published and papers were presented at conferences in forest hydrology and hydrological modeling. In addition, a cooperation agreement in hydrology is maintained with the Austral University of Chile.
- ▶ **Since 2024, we have been an active part of the Fondecyt Regular 1240314 research project:** Forest fires induced changes in water and sediment connectivity and routed in forested catchments, together with the Austral University. These initiatives have enabled the generation of scientific knowledge, supported postgraduate theses (2 master's theses), produced scientific publications and strengthened operational and strategic decision-making of the forestry business in sustainable water management and climate change adaptation.
- ▶ We carried out numerous studies on threatened species:
 - ▶ With the University of Concepción (Dr. Jonathan Guzman), mammal diversity is being monitored in swamp forests, with relevance to Lontra provocax (Huillín). For this species, we participated in drafting the RECOGE plan for Huillín (recovery, conservation and management), results have been presented at zoology conferences and a scientific article has been published.
 - ▶ In amphibians, we have participated in the GEF Zero Extinction Alliance project led by RECh (Chilean Herpetology Association) and MMA (Ministry of Environment), where threatened amphibians are monitored and studied in the Los Lagos Region (focal species: Eupsophus migueli).
 - ▶ We participated in drafting the RECOGE Plan for Darwin's frogs, which was approved in 2025, and a book was also written updating the conservation strategy of the Rhinoderma genus for Chile and Argentina.
 - ▶ Chaura de Laraquete (Gaultheria renjifoana) is a critically endangered (CR) species. Together with the University of Concepción and a CONAF research fund, new populations are being sought and efforts are being made to understand its regeneration dynamics in order to protect existing sites and increase the number of individuals through propagation and establishment.

AVANCES 2025



- ▶ Pitao (*Pitavia punctata*) is an endangered (EN) species present on ARAUCO properties. For this reason, collaboration is underway with the Catholic University of Maule to obtain a better diagnosis of the conservation status of its populations, including characterization of the main threats, among which forest fires are included.
- ▶ A conservation project for northern luma (*Legrandia concinna*), an endangered (EN) species with populations in the Andean foothills in the Maule and Ñuble regions, was initiated. This data will help guide ARAUCO's conservation programs.
- ▶ We initiated collaboration with projects from CENAMAD and the University of Concepción to better understand the dynamics of carbon stored in native forests in different environments and parent materials.
- ▶ Occupation and impacts on productive activities of two large invasive exotic mammals in the lower Paraná River delta (INTA), which seeks to evaluate the current state of invasion of the deer *Axis axis* and the wild boar *Sus scrofa* and the perception of damage caused to productive activities by producers in the Buenos Aires portion of the lower Paraná River delta.
- ▶ Pantano Project (CeiBa-CONICET): Marsh deer monitoring.
- ▶ Water management and regional hydrology: contributions to the INTA-INA agreement, INTA-Arauco and the Hydrological Early Warning system and integrative hydrodynamic studies of the Paraná River delta for multiple purposes.
- ▶ Evaluation of the impact of wild pigs on forestry activities at ARAUCO's Oasis property (Campana, Buenos Aires, Argentina). National University of the Northwest of the Province of Buenos Aires (UNNOBA).

Argentina Research:

- ▶ Native species trial in the Oasis property (PPP of the Delta), under agreement with INTA (National Institute of Agricultural Technology) and FAUBA (Faculty of Agronomy of the University of Buenos Aires), aims to evaluate the survival and growth of six native forest species for restoration purposes, under the same management regime and homogeneous site conditions in the Paraná Delta.

Uruguay

- ▶ Micromammal research project with the Faculty of Sciences – University of the Republic.
- ▶ Monitoring of the Red Palm Weevil (*Rhynchophorus ferrugineus*), a new pest present in Uruguay since 2022, which could affect native palm groves — in collaboration with the Higher Institute of Forestry Studies, CENUR Northeast, Tacuarembó campus, University of the Republic.

FROM CHILE, SUPPORT IS PROVIDED TO ADDRESS THE SANITARY THREAT AFFECTING RADIATA PINE IN EUROPE

An expert presented the Chilean experience to more than 300 representatives of the forestry sector at an international seminar held in Spain.

Faced with the advance of new pine diseases, the technical work developed by ARAUCO has become an international reference.

For this reason, Rodrigo Ahumada, Submanager of Health and Silviculture, was invited to present, train and conduct field evaluations of the sanitary control strategies that are shaping the direction of the sector in Spain and Portugal.

The agenda also included a technical presentation at the Lourizán Research Institute and field visits with research teams and representatives of the forestry sector in Galicia and Portugal, including agricultural authorities from both countries.

The technical exchange concluded in Portugal with a seminar organized by Sonae Arauco, where the specialist presented silvicultural practices, monitoring protocols and sanitary control strategies used by the Company in its different operations. The positive reception of the visit reflected the Chilean contribution to decision-making at a key moment for radiata pine in Europe.



ACTIONS AND MEASURES

- ▶ Collaboration is key to making progress. Therefore, we have a collaboration network with NGOs and academia.
- ▶ The result of these collaborative efforts are publications of progress and discoveries in national and international books and scientific journals, which contribute to a deeper understanding of natural phenomena.
- ▶ In Chile, we developed a pilot for a natural capital assessment. In addition, our Native Forest Restoration and Conservation Plan, together with biodiversity monitoring, constitutes a framework for actions in favor of biodiversity of species, their habitat and landscape values, with science-based solutions and continuous research programs.



Impact management

Our impact management model allows us to reduce, mitigate or eliminate the negative effects that forestry activities may cause. 83% of our plantation management is carried out under certified forest management, which considers the care of soil, biodiversity, water, productivity and engagement with the surrounding environment. Part of our management is linked to the active participation we maintain in national species conservation plans in Chile, Argentina and Brazil. Likewise, we maintain strategic alliances with universities and research institutes to increase knowledge on conservation and responsible practices.

Support, promotion and membership

We carry out various activities to support and promote biodiversity conservation through the sustainable management of forest areas, ecological restoration and the protection of threatened species. These include:

- ▶ Restoration projects: we restore degraded ecosystems.
- ▶ Conservation of key species: we work on the protection of endangered species included in the IUCN Red List.
- ▶ Biodiversity monitoring: applying a high technological standard, we conduct a permanent assessment of its status to promote the conservation of flora and fauna.

- ▶ Wildlife corridors: we connect fragments of natural vegetation to facilitate the safe movement of fauna, increasing their opportunities for reproduction, feeding and dispersion. Through this, we support their resilience, reducing genetic isolation and strengthening biodiversity.
- ▶ Environmental education and collaboration with local communities: we promote awareness and training programs on biodiversity conservation.

We communicate

We measure our natural capital to inform investors and customers about our impact on biodiversity

At ARAUCO, we have developed over the years a management approach focused on promoting the implementation and compliance with our biodiversity targets. As a result of the above, we have obtained the certification from organizations such as FSC® (Forest Stewardship Council®) and PEFC™ (Programme for the Endorsement of Forest Certification), regarding the sustainability of our forest operations and compliance with international conservation standards.

22 Forestal ARAUCO FSC® License Code: FSC®C108276
 ARAUCO Celulose do Brasil FSC® License Code: FSC®C131921
 Montes del Plata FSC® License Code FSC®016979
 Arauco North America FSCTM License Code: FSC™C019364

Biodiversity impact assessments for own operational sites

Resource type	Chile	Argentina	Brazil	Uruguay
Number of sites with significant impact on biodiversity or near critical biodiversity	27	2	1	2
Hectares (acres) with exposure	1,733 (4,282)	535 (1,322)	3,251 (8,033)	430 (1,063)

“LIVING CLASSROOM” THE INITIATIVE THAT INVITES PEOPLE TO KNOW AND CARE FOR FORESTS

Connecting students with nature generates comprehensive learning, while promoting values of sustainability and respect for the environment. This is understood by the educational community of Nueva Aldea Elementary School in Ránquil, whose students and teachers have been part of a meaningful educational initiative in Laguna Coyanco Park, in Chile.

This body of water, located on the boundary of the communes of Quillón and Florida, is part of a network of educational trails that ARAUCO has made available to educational institutions from Maule to Los Ríos. There, students identify key elements of the environment that are useful to reinforce the curricular content of their classes.

This is part of LIVING CLASSROOM, an educational initiative that ARAUCO promotes together with schools in different communes of the country, providing students with a connection to nature, encouraging observation and exploration, while also providing tools for forest care and fire prevention.

LIVING CLASSROOM is part of the Open Forest program that ARAUCO has promoted for years as part of its sustainability strategy. In this way, the Company opens its forest assets to the community to promote knowledge, conservation and protect nature.



During 2024, we completed the measurement of our natural capital as of December 2022, together with the consulting firm EFTEC, which allows us to transparently communicate the contributions and impacts we make on ecosystem services, and is also key to achieving the goal of becoming Nature Positive. This data facilitates better decision-making, the localization of restoration actions and the provision of information to

investors and customers about our impact on biodiversity. Natural capital refers to natural resources and ecosystems that provide goods and services essential for human life and economic development. These include forests, rivers, soil, the atmosphere, oceans and biodiversity, as well as ecological processes that regulate climate, the water cycle and air quality. In simple terms, they are the resources of nature

that sustain life and human activities. During 2025, we joined an international project led by the International Sustainable Forestry Coalition (ISFC) to value natural assets. This unprecedented initiative brings together 18 forestry companies worldwide to pilot the application of Natural Capital Accounting principles. We will be part of this pilot, which aims to quantify in a tangible way the value of the benefits provided

by forests —such as carbon capture, biodiversity or water regulation— together with wood production. At ARAUCO, we have policies that establish guidelines that guide our actions in the protection of the environment, the efficient use of resources, the value of biodiversity and ecosystem services, the contribution to climate change mitigation, product quality, and the occupational health and safety of workers.

IMPECCABLE INDUSTRIAL OPERATIONS

We seek to consolidate an environmental culture based on prevention and efficiency.

At ARAUCO, we assume environmental management as an essential aspect of our operations. Therefore, we work with a preventive approach, ensuring compliance with current regulations and promoting continuous improvements in the management of emissions, greenhouse gases, chemical inputs, materials and waste. To meet this challenge, we have set the goal of consolidating an environmental culture based on prevention and efficiency, through proper planning and compliance with specific operational criteria. In this responsibility, we consider it important to actively involve our teams, promoting training and awareness instances that encourage responsible environmental practices, incident prevention and the identification of improvement opportunities in our operations. The principles that guide our commitment to environmental management are reflected in our Safety, Occupational Health, Environment and Quality Policy, available at www.arauco.com.



We will continue to deepen the environmental performance of our facilities and operational efficiency through: “Work Well Done,” prioritizing the reduction of water consumption, responsible waste management and the reduction of energy intensity; preventive environmental management, which reduces the occurrence of events that impact communities and operations; the application of lessons learned and good operational and maintenance practices; the use of operational procedures that incorporate environmental criteria

and standards; and an environmental culture throughout the organization. Additionally, we will continue with the objective of achieving 100% valorization of non-hazardous waste by 2030. To this end, we will maintain a circular approach focused on reducing, recovering, recycling and reusing our non-hazardous solid waste, as well as identifying opportunities to improve and reduce atmospheric emissions. Likewise, we continue to make progress in strengthening plans aimed at reducing water consumption in pulp mills, promoting

the efficient use of this resource as a central axis of water management. This approach includes the identification and implementation of specific initiatives and projects in process areas, with the objective of optimizing water use and improving operational performance. In this line, during 2025 the Pulp business established a water consumption reduction target associated with pulp production. This target sets the objective of reducing water consumption per ADt of pulp by 30% by 2030, compared to the 2020 baseline year.



2025 PROGRESS

- ▶ **Environmental management:** we continued strengthening it in our pulp mills, focusing on incident prevention, improvement of operational performance and strengthening of environmental risk management. This allowed consolidating improvements in the identification, reporting and management of environmental incidents, reinforcing root cause analysis and the definition of corrective and preventive actions.
- ▶ **Environmental and operational governance:** we strengthened governance in the Pulp business through the implementation of the Operational Stability Committees and the Environment and Occupational Health and Safety Committee, which allow monitoring performance, analyzing deviations and prioritizing improvement actions, contributing to a more stable and environmentally responsible operation.
- ▶ **Risk management:** progress continued in environmental risk management through various initiatives for the prevention of environmental offenses. These actions, aligned with current regulations, reinforce the preventive approach and the standardization of operational criteria
- ▶ **Compliance with environmental regulations and commitments:** continued to be a central axis of Pulp business management. In this regard, processes for early identification of new regulations continued to be implemented and the definition of actions to ensure compliance was reinforced.
- ▶ **Hazardous waste:** 81% of it was valorized in the pulp and energy and wood areas.
- ▶ **Water consumption:** the Pulp business achieved a 22% reduction in water consumption per ADt of pulp produced, compared to the 2020 baseline year, making significant progress toward the corporate target of reducing water consumption by 30% by 2030.
- ▶ **Electricity consumption:** 91% corresponds to renewable energy.
- ▶ **Fines:** during the period, we were not subject to new sanctioning processes by the Superintendence of the Environment. Notwithstanding the above, in October 2024, in compliance with a ruling of the Supreme Court, the Superintendence of the Environment (SMA) carried out a new classification of a charge raised in a sanctioning process initiated in 2016, reducing the original fine by 70% (from 2,417 UTA to 705 UTA). The Company challenged that decision, which remains pending.
- ▶ **ISO 50.001 certification of the energy efficiency management system:** all pulp and wood mills in Chile were certified.
- ▶ **Compliance programs:** in Chile, during the reported period the Company was not subject to sanctioning procedures by the SMA. In this regard, ARAUCO has not prepared or submitted compliance programs or remediation plans to the environmental authority; nor are there programs or plans under analysis or approval by the competent authority.

2025 PROGRESS



- ▶ **Sucuriú water efficiency:** with strict environmental guidelines for the preservation of natural resources, the Sucuriú Project has water efficiency as one of its pillars: consumption will be 26 m³ of water per ton of pulp produced, one of the lowest rates in the sector, with 100% of effluents treated. Close to 90% of the volume of water withdrawn will be returned to its source after the operational process.
- ▶ **Environment Month:** from the Pulp business, talks, contests and spaces were held to understand how we valorize waste and treat effluents; we participated in the Technical Meeting on Biomass Ash Environmental Management in Puerto Piray, Argentina, where we shared our experience in waste valorization; in Chile, talks were given to students on conservation and sustainability, contributing to the environmental certification process of two schools and bringing nature protection closer to the classroom; we held 7 webinars open to all countries, addressing topics such as biodiversity conservation, carbon neutrality, composting, environmental certifications and sustainability.
- ▶ **World Tree Day:** we carried out activities in Chile, where we distributed more than 3,000 trees—including native species, pine and eucalyptus—to people who enthusiastically joined the invitation to plant.
- ▶ **Environmental Impact Assessment/Social Impact Assessment available publicly and/or under process:** Tulipanes Wind Farm, submitted in December 2025, under evaluation; and Las Fresias Wind Farm, submitted in April 2025, under evaluation.



Environmental monitoring

Our environmental monitoring, surveillance and research programs carry out quality tracking across all our mills

Environmental management and monitoring of operations is fundamental at ARAUCO. For this reason, all our facilities have environmental indicators, including data on the use of inputs, water and energy, and waste generation. In addition, we continuously monitor water discharges, atmospheric emissions and the quality of various matrices in order to ensure strict compliance with our environmental commitments. Likewise, our environmental monitoring, surveillance and research programs carry out quality tracking across all our mills, according to the frequency required by the authority. Operating permits indicate how to deliver their conclusions.

ACTIONS AND MEASURES

- ▶ All operational facilities have a Risk Matrix to assess the environmental risks to which they are exposed.
 - ▶ We have automation in the development of environmental monitoring reports, which allows more efficient tracking processes and a more effective visualization of available environmental quality information.
 - ▶ There is a plan for periodic training on regulatory aspects and civil, administrative and criminal liability, for executives, managers and operators.
 - ▶ All pulp mills have Environmental Monitoring Programs.
 - ▶ The policies that guide ARAUCO's actions in this area are the Code of Ethics, Safety, Occupational Health, Environment and Quality Policy, Energy Efficiency Policy, Climate Change Policy and the Policy and Model for Crime Prevention.
- Chile**
- ▶ The Wood Products business has a risk analysis of all operations.

Materials, chemicals and waste

SASB (CG-BF-250a.1, CG-BF-410a.1, CG-BF-410a.2)

We provide access to raw materials to create recyclable and biodegradable products and the opportunity to move toward a circular bioeconomy.

The economy of wood-based products is circular by nature: they are made from 100% renewable, recyclable and biodegradable raw materials, and many of them are substitutes for non-renewable materials with high CO₂ emissions. Thus, at ARAUCO we offer our customers not only access to raw materials that allow them to create recyclable and biodegradable products, but also the opportunity to support the path toward a circular bioeconomy.

Our approach is to work by making efficient use of resources; developing products made from by-products, waste and recovered materials; producing clean energy from residual biomass; maintaining a target of zero non-hazardous waste sent to final disposal by 2030; and investing with the aim of continuously improving our environmental standards and the technologies with which we operate. The creation of initiatives, internal capabilities and partnerships with startups, local universities and other research centers allows us to enhance the use of resources and inputs, as well as add value.

We have three Waste Valorization Centers and collaborate with

ARAUCO used

1,716,177
tons of recovered and/or recycled fiber.

companies dedicated to this activity, converting non-hazardous industrial waste from the Pulp and Energy area so that it can be used, for example, as a base substrate through composting, soil conditioner, alkaline amendments and fill material, among others. Non-recyclable waste from the Wood Products area undergoes a waste treatment process for co-processing or valorization, while work is underway on the valorization of organic materials such as bark. At ARAUCO, we use recovered and/or recycled fiber exclusively in the Wood Products business, which corresponds to industrial waste and by-products (pre- and/or post-consumption) reincorporated into production processes. This fiber is used in the manufacture of reconstituted wood products, such as boards and wood-based panels, according to the technical requirements of each production line.

We do not use post-consumer recycled fiber in the pulp business, as its production process requires high-quality virgin fiber from forest-based wood, and the use of post-consumer fiber is typical of paper and cardboard manufacturing, activities that are not part of the Company's business.

Our work also includes promoting the recycling of waste similar to household waste, for which we install recycling points and develop training programs for employees and nearby communities.

81%

of non-hazardous industrial solid waste was valorized in 2025 in Pulp and Energy and Wood Products.

Waste by type and disposal method

SASB (RR-PP-430a.2, CG-BF-410a.2)
GRI (306-2; 306-4)

Hazardous waste (tons)	2023	2024	2025
Recycled / reused	677.46	631.56	1,605.6
Landfilled	5,253.32	2,622.93	3,081.8
Incinerated with energy recovery	1,619.70	1,379.60	1,099.5
Incinerated without energy recovery	-	-	1,127.6
Waste disposed of by other methods: effluent treatment and autoclave	867.60	529.30	1,716.1
Waste with unknown disposal method (secure landfill)	-	-	-
Total hazardous waste	8,418.08	5,163.39	8,630.6
Non-hazardous waste (tons)	2023	2024	2025
Recycled / reused	36,998.35	31,485.90	91,594.5
Landfilled	155,037.8	299,904.4	493,519.5
Incinerated with energy recovery	-	-	-
Incinerated without energy recovery	268,640.01	275,584.60	144,155.8
Disposed by other methods: internal deposits and landfill	-	-	-
Waste with unknown disposal method (secure landfill)	-	-	-
Total non-hazardous waste	833,817.99	1,045,083.70	1,247,957.9
Total recovered waste	528,179.63	738,013.20	1,012,207.6

Includes all the Company's production facilities and the joint operations of the Montes del Plata pulp and energy mill, excluding wood facilities located in Argentina.

ACTIONS AND MEASURES

- ▶ Our Waste Management Plan seeks to optimize the use of resources and inputs, reduce the volume of waste generated, provide market opportunities for waste managers, recyclers and valorization operators, and achieve the involvement of employees and the community.
- ▶ Hazardous waste is transported and classified according to the legislation of each country and sent for final disposal to authorize sites. Notwithstanding the above, a small portion of this waste is recycled.
- ▶ The conditions of storage, transport and use of hazardous substances are periodically verified to ensure safety and environmental management.



- ▶ The Environment and Cultural Change Training Program enables employees to be trained in energy conservation, climate actions and waste treatment. Talks, training sessions and active clean-up breaks are also conducted in work environments. In addition, recycling points have been installed within facilities and in neighboring communities.
- ▶ In the Pulp and Energy mills, initiatives have been implemented to reduce the generation of hazardous waste, such as packaging management in collaboration with suppliers, the substitution of hazardous products with safer alternatives, and control of chemical inventories to minimize surpluses. The waste generated is sent to authorized sites for final disposal; however, a smaller portion, corresponding to used lubricating oils, is sent to external companies that reuse them for the production of liquid fuels.
- ▶ The policies that guide ARAUCO's actions in this area are the Code of Ethics, the Safety, Occupational Health, Environment and Quality Policy, and the Climate Change Policy.

Chile

- ▶ The Hazardous Substances Procedure describes how to handle, store, label and transport them, with the objective of preventing accidents and complying with applicable requirements. It applies to all warehouses of mills in Chile where hazardous substances are stored, in accordance with Supreme Decree No. 43/2015.

- ▶ In line with achieving the objective of 100% valorization of non-hazardous solid waste by 2030, the valorization rate of these waste streams reached 82% in 2025 in the pulp business.
- ▶ Regarding hazardous waste in the pulp business, several initiatives have been implemented to reduce its generation, such as packaging management in collaboration with suppliers, substitution of hazardous products with safer alternatives and control of chemical inventories to minimize surpluses. The hazardous waste generated is sent to authorized sites for final disposal; however, a smaller portion, corresponding to used lubricating oils, is sent to external companies that reuse them for the production of liquid fuels.

Brazil

- ▶ We ensured environmentally appropriate disposal of 100% of our waste, sending only 0.4% to landfill: 54.7% was sent to composting, 28.7% was used for energy, 13.8% was sent to recycling or reuse and 2.4% was sent to treatment in effluent treatment plants.

Uruguay

- ▶ Waste management is based on applicable local regulations and on the guidelines set forth in international best practices (IPPC-BAT). An IT platform monitors it: it consolidates information related to generation, conditioning and final destination with traceability and is reported to the environmental authority. In addition, initiatives for reduction, reuse, recycling and recovery are established.

2025 PROGRESS



- ▶ **Waste valorization:** in Pulp and Energy, 42% of waste was valorized energetically, through the combustion of sludge from the effluent treatment plant and biomass recovered for this purpose. In addition, 9% was valorized through composting processes in collaboration with strategic partners. Finally, the remaining 31% was allocated to other reuse processes, such as ARAUCO's waste valorization centers or those of external companies, contributing to the generation of soil conditioners, alkaline amendments, fill material, among other initiatives.
- ▶ **Hazardous waste valorization:** at the Nueva Aldea mill, lead-acid batteries were incorporated into the hazardous waste valorization program, through coordination with authorized valorization operators. At the business level, all facilities in Chile maintain the initiative to recover used lubricating oils for the generation of alternative liquid fuels through specialized companies.

Chile

- ▶ **Production of amendments as soil conditioners:** the Constitución, Nueva Aldea, Arauco and Valdivia mills advanced in waste valorization through its use to produce agricultural amendments, sending these materials to strategic partners for processing.
- ▶ **Internal Valorization Centers:** Constitución and Valdivia maintained stable operation of their centers, where alkaline amendments are produced for agricultural and forestry use. In addition, the search for new partners is being strengthened to diversify the destinations of these streams.

- ▶ **Use of waste for internal and external civil works:** the Nueva Aldea, Puerto Esperanza and Arauco mills used different waste streams as materials for civil works.
- ▶ **Biomass recovery for energy valorization:** the Valdivia and Constitución mills continued sending biomass to external boilers, valorizing streams that cannot be used in their own boilers. Additionally, the Arauco mill implemented processes to recover discarded bark and packaging wood, subjecting them to cleaning and shredding to meet optimal combustion conditions in its biomass boilers.
- ▶ **Implementation of compactors for logistics efficiency:** at the Arauco mill, a compactor for household waste was installed, significantly reducing the volume generated and, consequently, lowering the operational costs associated with the removal and handling of this waste.

Brazil

- ▶ **Installation of waste deposits:** we completed the executive project for the installation of waste deposits in the two experimental micro-watersheds that have been monitored since 2021. This detailed project defines the technical specifications, the physical-financial schedule and the safety and accessibility conditions required for the execution of the infrastructure. It is expected that the waste deposits will be installed during the first half of 2026, which will allow expanded hydrological monitoring to begin once the infrastructure is operational.

Mexico

- ▶ **Waste management:** of the total hazardous waste, 44% was sent to neutralization and subsequent disposal, and 2.3% was sent to valorization as alternative fuel; the remaining 53.7% was sent for final disposal. Regarding special handling waste, 85% is reused internally, 1.9% is sent to final disposal, 8.8% corresponds to valorizable waste and 3.8% is sent to recycling.

North America

- ▶ **Waste destination:** 10% of hazardous/regulated waste was sent to energy valorization and 19% of hazardous/regulated waste was disposed of in landfill or treated, in accordance with regulatory requirements (treatment, among others).

Uruguay

- ▶ **Re-Circular Project:** we launched the Re-Circular project, through which unused uniforms were transformed into school items for children of employees and students from educational centers in Paso de la Cruz and Algorta, in Río Negro, and Orgoroso and Piedras Coloradas, in Paysandú. In total, 200 children received pencil cases. The project integrated two Uruguayan ventures led by women. Together, both organizations designed and produced pencil cases, backpacks and laptop sleeves from more than 450 kilos of recycled fabric, equivalent to more than 700 garments.

PULP BY-PRODUCTS HELP IMPROVE SOIL QUALITY IN SOUTHERN CHILE

With concrete circular solutions, the industry is advancing toward its goal of zero waste by 2030.

Faced with the constant growth in demand for products and the generation of waste that exceeds the planet's carrying capacity, the circular economy emerges as a key model to use waste as resources of productive, environmental and social value.

One of the most relevant developments is the use of non-hazardous solid waste from the pulp process for the production of alkaline amendments, inputs that are being successfully used to improve agricultural and forestry soils.

Today, thanks to research, technological development and collaboration with other productive sectors, these materials are being valorized through controlled processes that allow the generation of useful inputs for other productive activities. This is how so-called second-generation raw materials are created: resources that extend the life cycle of production and strengthen a more circular and sustainable economy.

One of these products is PHorest, an alkaline amendment used to improve soil structure and fertility, especially in areas of southern Chile where acidic soils predominate. This represents a real circular economy, where each component of the industrial process finds a new purpose.



Energy management

GRI (302-1; 302-2; 302-4)

Biomass and the derivatives we recover from our processes are the sources that allows us to contribute to the decarbonization of the energy matrix.

Biomass and the derivatives we recover from our processes have allowed us, for two decades, to contribute to the decarbonization of the energy matrix, making us one of the leading generators of non-conventional renewable energy (NCRE) in Chile. In addition, we work to produce renewable energy surpluses, not only to supply ourselves but also to deliver them to the electrical systems of the countries where we operate. Regarding ARAUCO's energy consumption, 91% of this energy corresponds to renewable sources.

Energy consumption (in GJ)

SASB (RR-PP-130a.1, CG-BF-130a.1)

	2023	2024	2025
Non-renewable energy consumption	21,992,775	13,286,490	19,090,890
Renewable energy consumption	146,600,316	98,765,180	151,605,447
Energy sold for electricity, heating, cooling and steam	4,550,579	4,214,509	3,304,670
Total energy consumption	164,042,512	107,837,161	167,391,667

Includes all the Company's production facilities and the joint operations of the Montes del Plata pulp and energy mill, excluding 2024 which does not include facilities located in Argentina and the Licancel pulp mill in Chile.



ACTIONS AND MEASURES

- ▶ For more than 20 years, we have produced non-conventional renewable energy (NCRE) from forest biomass, considered a clean energy source valued for being renewable, safe and efficient.
- ▶ For the Pulp and Energy business, efficient energy use is relevant, prioritizing renewable sources. In this regard, the use of biomass in its power boilers allows pulp production to be self-sufficient in terms of energy supply and, additionally, enables the sale of energy to the national electricity system. Likewise, good practices and specific initiatives allow optimizing and/or reducing energy consumption and improving environmental performance.
- ▶ There are seven units in pulp mills and three in wood mills that produce energy from forest biomass. The Jaguariaíva panel plant in Brazil produces solar energy, generating 50.8 MWh per month.

Renewable energy generated by mills and consumption of own facilities (MW)

SASB (RR-PP-130a.1, CG-BF-130a.1)

	Maximum Installed Capacity	Maximum Power Generated	Internal Consumption	Injection Capacity to the energy grid
10 mills with own energy generation, mainly from biomass	1,016	809	427	375

- ▶ The Environment and Cultural Change Training Program enables employees to be trained in energy conservation and climate actions.

- ▶ In the Pulp and Energy business, objectives were promoted to improve the energy performance of mills and train personnel in related aspects, with emphasis on operators of SEUs (Significant Energy Use).
- ▶ In the pulp business, audits across all areas have made it possible to identify points where there is an opportunity to improve energy management.
- ▶ The policies that guide ARAUCO's actions in this area are the Code of Ethics, the Safety, Occupational Health, Environment and Quality Policy, the Energy Efficiency Policy and the Climate Change Policy.

Chile

- ▶ The pulp business has set as an objective to maintain and consolidate its Energy Management System certified under ISO 50001 in mills in Chile, ensuring its continuous operation, compliance with regulatory requirements and successful achievement of follow-up audits. As part of its Energy Management System, our pulp mills in Chile adhere to the targets established by the Ministry of Energy for the productive sector, which include a 4% reduction by 2026 and a 25% reduction by 2050, taking 2019 energy consumption as the baseline. According to the National Energy Balance prepared in 2025, we achieved a 4% reduction in energy consumption, driven by the implementation of various energy efficiency initiatives in our mills.
- ▶ Pulp mills advanced in strengthening their Energy Management System through internal audits and ISO 50001 certification follow-up audits, maintaining certification and identifying opportunities for improvement. Training programs were developed to strengthen competencies in energy management and efficiency across various facilities. In the regulatory field, Line 2 of the Arauco mill was audited by the regulatory authority without observations, reaffirming compliance with legal requirements.

- ▶ The Wood Products business includes various initiatives to reduce energy consumption in different mills, associated with technological changes, technology adaptation and equipment standardization.
- ▶ We recently submitted the Tulipanes Wind Farm project to the SEIA, initiating its environmental evaluation. The project includes the construction and operation of 57 wind turbines, each with a unit capacity of 7.2 MW, allowing for a total installed capacity of up to 410.4 MW.
- ▶ We completed a relevant phase of the process by submitting the Technical Addendum and the Citizen Addendum for the Las Fresias Wind Project, addressing more than 300 observations raised during public participation. With the installation of 43 wind turbines and an installed capacity of up to 310 MW, this wind development also includes an energy storage system and associated transmission infrastructure.
- ▶ **Electric crane pilot:** the Valdivia pulp mill initiated a pilot with the first electric equipment in demo version in Chile and at ARAUCO.
- ▶ **Electric buses:** we initiated the transport of workers using electric buses at the Arauco pulp mills Line 2 and Line 3.

Argentina

- ▶ The start-up of the new turbine at the Puerto Esperanza Pulp mill allows optimization in the use of energy generated at the Puerto Piray Energy Boiler.

Brazil

- ▶ Absolute energy consumption decreased by 3%, representing savings of 192,108 GJ, energy sufficient to supply approximately 29,700 households for one year. This highlights the reduction in the use of non-renewable sources, where natural gas consumption decreased by 4.5% and LPG decreased by 6.1%.

2025 PROGRESS



Chile

► **Energy efficiency:** ARAUCO's pulp mills promoted various initiatives to improve energy efficiency and optimize consumption, combining technological modernization, operational adjustments and energy recovery projects. The main advances include the replacement and upgrading of electric motors, improvements in steam, air and heat recovery systems, optimization of biomass use and own generation, and the modernization of lubrication systems, which made it possible to increase process efficiency, ensure operational continuity and reduce energy consumption of critical equipment.

North America

► **Strategic Energy Management Program (SEM):** at the Duraflake mill, we carried out a program together with Energy Trust of Oregon, which allows savings of approximately 1,850,014 kWh per year, equivalent to around US\$134,000 annually.

Water management and consumption

SASB (RR-PP-140a.2)
GRI (303-1; 303-2; 306-5)

Industrial mills have the highest technology to ensure efficient water use.

One of the resources threatened by Climate Change is water. For this reason, its efficient consumption is key at ARAUCO. Our monitoring system operates at the watershed level and supports proper effluent management and water supply. Likewise, it allows us to establish mitigation measures that ensure strict compliance with legislation. In line with the above, industrial mills have technology for efficient water use, maintenance plans for equipment and critical systems such as effluent treatment systems, and adequate instrumentation that guarantees efficient liquid waste management. Considering that pulp production accounts for approximately 97% of the water withdrawn by the Company and based on years of systematic work in water management, monitoring and efficiency, ARAUCO is in a stage of maturity that allows defining a quantitative and measurable reduction target. In this context, the target of reducing water withdrawal per ton of pulp produced by 30% is established with a scope focused on this business, as it is the main determinant of the Company's water performance.

Wastewater treatment

Liquid effluents are generated in industrial mills, and their management is essential. The process consists of subjecting these wastes or effluents to monitored treatment systems that facilitate compliance with concentration and/or load limits established by regulations. Liquid effluents are directed to primary and secondary treatments in all our pulp and energy industrial operations and in some wood mills. In Chile, there are two mills with tertiary treatment: Valdivia mill, permanently, and Nueva Aldea mill when effluent discharge is made to the river. Effluent Treatment Plants (ETP) are responsible for processing them and directing them to discharge points, monitoring, where applicable, the different variables required to comply with the regulations and environmental commitments of each country. These parameters include: Biochemical Oxygen Demand (BOD5), Chemical Oxygen Demand (COD), total suspended solids (TSS), halogenated organic compounds (AOX), Total Kjeldahl Nitrogen and phosphorus. Thanks to constant reviews and operational adjustments in industrial mills, control, containment and recovery systems for potential spills have been optimized, providing stability to treatment systems and better environmental performance.



Water withdrawal, discharge and consumption (m³)

SASB (RR-PP-140a.1)
GRI (303-3; 303-4; 303-5; 306-1)

Water withdrawal	2023	2024	2025
Surface water	165,430,293	171,025,216	172,877,409
Groundwater	2,532,964	2,749,196	2,274,597
Third-party water	2,850,170	541,823	657,913
Total	170,813,426	174,316,235	175,809,918
Water discharge			
Surface water	38,980,403	39,606,213	39,256,970
Groundwater	73,462	-	-
Third-party water	535,545	141,030	658,041
Marine waters	107,244,380	114,332,829	110,910,605
Total	146,833,790	154,080,071	150,825,615
Water consumption			
Total	23,979,636	20,236,164	24,984,303

Includes all the Company's production facilities and the joint operations of the Montes del Plata pulp and energy mill, excluding wood facilities located in Argentina.

Water stress (m³)*

	2024	2025
Water withdrawal in water-stressed areas	50,342,482	57,329,670
Water withdrawal in non-stressed areas	120,219,081	118,480,248
Total	170,561,563	175,809,918
% withdrawn in areas with high initial water stress	19%	18%
% withdrawn in areas with extremely high initial water stress	10%	15%

* To determine the status of watersheds, the Aqueduct Water Risk Atlas (Aqueduct 3.0) platform of the World Resources Institute is used, which defines the geographic area of water stress and its category as high or extremely high. We have nine mills in water-stressed areas, three in Pulp and Energy and six in Wood Products, of which three are located in Chile and three in Mexico. Includes all the Company's production facilities, excluding the joint operations of the Montes del Plata pulp and energy mill, which is not located in a water-stressed area.

Industrial complexes by treatment method and water recirculation in processes

Business	Complex/Mill	Country	Type of existing effluent treatment	Water recirculation in processes
Forestry, Pulp and Energy	Puerto Esperanza	Argentina	Primary Secondary	
Forestry, Pulp and Energy	Valdivia	Chile	Primary Secondary Tertiary	x
Forestry, Pulp and Energy	Arauco	Chile	Primary Secondary	
Forestry, Pulp and Energy	Nueva Aldea	Chile	Primary Secondary Tertiary	
Forestry, Pulp and Energy	Constitución	Chile	Primary Secondary	
Forestry, Pulp and Energy	Licancel	Chile	Primary Secondary	x
Forestry, Pulp and Energy	Montes del Plata (50%)	Uruguay	Primary Secondary	
Wood Products	Puerto Piray	Argentina	Primary Secondary	x
Wood Products	Puerto General San Martin	Argentina	Primary Secondary	
Wood Products	Puerto Aglomerado Zarate	Argentina	Primary Secondary	x
Wood Products	Jaguariaíva	Brazil	Primary Secondary	
Wood Products	Piên	Brazil	Primary Secondary	
Wood Products	Ponta Grossa	Brazil	Primary Secondary	
Wood Products	Montenegro	Brazil	Secondary	x
Wood Products	Araucaria	Brazil	Secondary	x
Wood Products	Sault Ste. Marie	Canada	Primary Secondary	
Wood Products	St. Stephen	Canada	Primary Secondary	

Business	Complex/Mill	Country	Type of existing effluent treatment	Water recirculation in processes
Wood Products	Valdivia	Chile	Not applicable	x
Wood Products	Viñales	Chile	Not applicable	x
Wood Products	Trupán	Chile	Primary Secondary Tertiary	
Wood Products	Cholguán	Chile	Not applicable	x
Wood Products	Teno	Chile	Primary Secondary	x
Wood Products	Nueva Aldea	Chile	Primary Secondary Tertiary	
Wood Products	Horcones	Chile	Primary Secondary	x
Wood Products	Moncure	Estados Unidos	Primary Secondary	
Wood Products	Malvern / Prime line	Estados Unidos	Primary Secondary	
Wood Products	Carolina Particleboard / Bennettsville	Estados Unidos	Primary Secondary	
Wood Products	Duraflake	Estados Unidos	Primary Secondary	x
Wood Products	Grayling	Estados Unidos	Primary Secondary	
Wood Products	Durango	México		x
Wood Products	Zitácuaro	México		x

Spills

GRI (303-2; 303-4; 306-3; 306-5)

In the Pulp and Energy area, no major spills occurred during 2025. However, isolated spills or minor leaks did occur, for which control, recovery and/or containment systems were activated and operated, avoiding any impact on the environment.

In Argentina, a spill of 1.2 barrels of hydraulic oil occurred in a truck tipper at the Piray MDF plant, affecting the soil inside the plant.

**ACTIONS AND MEASURES**

- ▶ The Pulp business achieved a 22% reduction in water consumption per ADt of pulp produced, compared to the 2020 baseline year, making significant progress toward the corporate target of reducing water consumption by 30% by 2030. This performance is reflected in a specific consumption of 40.6 m³/ADt, evidencing the impact of operational improvements and water efficiency initiatives implemented across different mills.
- ▶ The Pulp business recycled 426 million m³ of water. This refers to water used in the process that, through physical, chemical and/or biological treatment, recovers its characteristics to be used for the same purpose and returns to the same tank from which it was distributed to the process. This information includes the Arauco L2 and L3 mills, Nueva Aldea, Valdivia in Chile, and Puerto Esperanza in Argentina.
- ▶ Preventive management and environmental audits aim to identify and mitigate or control risks and, where appropriate, learn from past events to avoid their recurrence.
- ▶ With a preventive approach, the Company focuses on the control and management of effluents in process areas.
- ▶ Verification of the quality and quantity of liquid effluents, and validation of compliance with current environmental regulations, is carried out by environmental technical inspection entities authorized by official bodies.
- ▶ There is a training and environmental education program for—among others—operators and maintenance personnel of effluent treatment plants, to reinforce critical operational aspects, understand associated legal requirements, potential environmental impacts and highlight the necessary linkage and interaction between the effluent treatment system and process areas.
- ▶ The policies that guide ARAUCO's actions in this area are the Code of Ethics, Safety, Occupational Health, Environment and Quality Policy and the Climate Change Policy.

Chile

- ▶ As the dry season is very prolonged, there are flow prediction models for water supply sources, which allow management and decision-making to ensure environmental quality and water supply.
- ▶ All Pulp and Energy mills have water management committees, with the purpose of identifying, developing and monitoring projects that reduce water consumption.
- ▶ In Wood Products, some effluents are treated through Pulp mills or through their own systems. At Trupán, effluents are treated in a plant with primary and secondary treatment and discharged into the Itata River. Additionally, it has a filtration system that recirculates part of the effluents generated in the ETP to be used as fresh water for the process.
- ▶ The Teno mill, in the Wood Products business, has a physical wastewater treatment system designed to remove solids present in industrial effluents. This water is reincorporated into the production process, creating a closed loop.

Brazil

- ▶ In Jaguariáiva, Piên and Ponta Grossa, our effluent treatment stations include a first stage of physicochemical treatment to reduce chemical load, followed by treatment through activated sludge. In Montenegro, only sanitary effluents are directed to the effluent treatment station (ETE), while other effluents are reused in the production process or managed as solid waste.

Uruguay

- ▶ By 2030, our target is to reduce industrial water consumption in m³ per ADt by 18%.
- ▶ The effluent treatment plant project was approved through a resolution of DINAMA, which established specific monthly and annual load limits for the discharge of certain emission parameters, which have been fully complied with since the start of operations. Additionally, the plant must comply with discharge limits in concentrations established by Uruguayan regulations. The effluent treatment plant at the Montes del Plata industrial complex includes the following stages: pretreatment, primary treatment and secondary treatment through an activated sludge system. All treated effluents from this plant are discharged into the Río de la Plata through a submarine outfall consisting of a 1,572 m long pipe followed by a 200 m diffuser. The main difference between water withdrawn and water returned to the source corresponds to the resource evaporated as a result of the production process.

Mexico

- ▶ We have Treatment Plants with membrane bioreactors (biological). Once generated, effluents are reused for irrigation of green areas.

2025 PROGRESS



Chile

- ▶ **Water efficiency:** in pulp mills we advanced in a series of initiatives aimed at improving efficiency, including process optimization, recovery of internal streams, operational improvements and strengthening of internal water management.
- ▶ **Mill initiatives:** in the Constitución, Arauco and Valdivia pulp mills, we advanced in the substitution of washing water with internal streams. Meanwhile, at Nueva Aldea mill, condensate recovery to the demineralization plant was strengthened and 16% of the sprinklers in the Wood Yard were modified to be supplied with internal water.
- ▶ **Cooling cell:** at the Arauco pulp mill, we enabled a cooling cell in the effluent treatment plant, allowing a reduction in the use of cold water, together with the installation of self-cleaning filters and relocation of thermocouples to optimize operational control.
- ▶ **Water balance:** at the Arauco pulp mill, we progressed in the development of a comprehensive water balance to identify critical consumption and apply operational controls.
- ▶ **Effluents:** we developed a series of initiatives in the pulp business aimed at strengthening effluent management, focusing on operational improvements, infrastructure modernization, control of critical parameters and development of new technical capabilities.
- ▶ **Automation:** automation of nutrient dosing at the Constitución pulp mill strengthened control of operational parameters, ensuring they remain within range and increasing process robustness.

- ▶ **Pipeline reliability:** at the Nueva Aldea pulp mill, Stage III of the effluent discharge pipeline reliability improvement project was executed, while at the Arauco mill a fifth cooling cell was enabled, contributing to better temperature control.

Argentina

- ▶ **Training and awareness:** at the Puerto Esperanza pulp mill, staff awareness actions were promoted, such as dry cleaning when feasible. Across the board, water management committees were strengthened, reinforcing shared responsibility and continuous improvement in efficient water use. Additionally, we integrated the distributed control system in the effluent treatment plant, together with the installation of chemical tanks with automatic dosing, strengthening sanitary control and treatment reliability.
- ▶ **Structural maintenance:** work was carried out on internal channels of the Puerto Esperanza pulp mill and operation and cleaning routines of cooling cells were optimized, ensuring a more stable and controlled operation. Additionally, tests were conducted in a pilot plant focused on manganese removal, generating key information for future process improvements.

Brasil

- ▶ **We reduced absolute water consumption by 8.2%:** representing 97,552.9 m³.

Mexico

- ▶ **We achieved reuse of rejected water from chemical plant cooling towers:** for irrigation of raw material and green areas.

Atmospheric emissions and air quality

GRI (305-6)

Mitigation equipment is responsible for controlling atmospheric emissions of particulate matter.

Our emission abatement systems are essential to comply with applicable regulations. Their operation includes precise control of operations and maintenance, as well as the preparation of reports, records and analysis of potential improvement opportunities. In pulp and energy, the commitment to reducing atmospheric emissions and managing odors is based on regulatory compliance and continuous improvement initiatives that include the use of advanced technologies. Specific targets have been established regarding the reduction of Particulate Matter (PM) and Total Reduced Sulfur (TRS) compounds, as well as the monitoring and reduction of CO₂ emissions.


In terms of atmospheric emissions, the focus has been on measuring and verifying the efficiency of abatement systems, enabling strict control and compliance with current regulations. Mitigation equipment, such as electrostatic precipitators with efficiencies close to 100%, is responsible for controlling atmospheric emissions of particulate matter. During 2025, pulp mills operated in a stable manner, with only minor operational events recorded, without deviations from current regulations. Through these initiatives, ARAUCO continues optimizing its operations, strengthening environmental management and advancing its commitment to sustainability.

Emissions to the atmosphere (tons)

SASB (CG-BF-250a.2, RR-PP-120a.1)

	2023	2024	2025
NOx	14,460.80	12,624.32	12,206.51
SO2	6,027.70	6,200.07	5,801.10
CH4	-	385.80	1,979.22
Volatile Organic Compounds (VOC)	4,366.40	5,399.02	3,268.11
Particulate matter (PM)	1,130.40	2,236.48	2,226.39
Hazardous Air Pollutants (HAP)	-	504.90	267.00

Volatile Organic Compounds (VOC), CH₄ and HAP were not measured in the five Pulp and Energy mills. 100% of panel mills comply with VOC content and emission standards, and all products are certified by the California Air Resources Board (CARB) or E2/E1, which implies low formaldehyde emissions (VOC).



ACTIONS AND MEASURES

- ▶ The management and monitoring of odor generation aim to minimize impacts and drive continuous improvement.
- ▶ We carry out continuous monitoring of TRS gases in key equipment, such as lime kilns and recovery boilers, which allow detecting deviations and, when appropriate, applying corrective measures. We maintain a detailed record of the frequency, duration and causes of TRS venting to the environment, to support improvement plans.
- ▶ In the pulp business, we renewed our commitment to reducing atmospheric emissions and odor control, ensuring regulatory compliance and focusing on continuous improvement, adherence to equipment maintenance plans and the incorporation of new technologies.
- ▶ We perform preventive operational inspections to identify odor sources and assess internal plant conditions. Additionally, we have community monitors who detect odors and provide timely information, allowing for a better response to potential odor events.
- ▶ In the pulp and energy business, recorded TRS gas levels remain below regulatory limits. Occasional venting events have been limited thanks to proper operational control and compliance with regulatory standards. Each minor operational event is managed in a timely manner, identifying causes and implementing corrective and preventive measures.
- ▶ 100% of panel mills comply with volatile organic compound (VOC) content and emission standards.
- ▶ The External Environmental Monitors Training Program with the community remains active, with the objective of continuing to provide neighbors of pulp mills with the tools and knowledge needed to report potential odor situations in a timely and accurate manner.

Uruguay

- ▶ Monitoring cabins in Conchillas and Puerto Inglés allow tracking of ambient air quality and parameters that anticipate odor situations.

2025 PROGRESS



- ▶ **Incident identification:** in the pulp business, we strengthened the management practice aimed at incorporating into operational planning the early identification of potential incidents or environmental events and the analysis of past events.
 - ▶ **Working group sessions in the pulp business:** coordination instances among the operations team where environmental incidents of the period are reviewed, their causes analyzed and corrective and preventive actions defined, with formal records of the commitments made.
- Chile**
- ▶ **Odor panel:** at the Arauco pulp mill, we advanced in the development of an odor panel and a dashboard of key performance indicators (KPI) associated with fugitive emissions, focused on the main equipment with potential for odor generation, strengthening monitoring and operational decision-making.
 - ▶ **Odor mimic:** at the Constitución pulp mill, we implemented the odor mimic, a tool that allows visualization of critical points where odor emissions may occur, such as tank venting points. At these points, continuous temperature measurement sensors were installed, enabling more targeted detection of possible causes of odor events.





COMMITMENT TO SOCIETY

GRI (413-1; 413-2)

KEY FIGURES, TARGETS AND COMMITMENTS



Growing from renewables, with a positive social impact.

COMMUNITY IMPACT

USD 10

million invested in 2025 in social initiatives.

ENVIRONMENT AND QUALITY OF LIFE

Water Challenge (Chile):

69,000

people benefited with access to water.

Dialogue sessions with

13,955

people on socio-environmental topics.

Housing:

514

new homes under construction.

Open Forest:

72,400

visitors in Chile and 480 in Argentina in educational and recreational activities.

Open Houses and Open Company initiatives in **Chile, Uruguay and Brazil.**

LOCAL DEVELOPMENT AND ENGAGEMENT

Juega Local:

USD 427

million in purchases from SMEs in Chile and USD 191 million from SMEs in Brazil.

USD 6,040

million in purchases from national suppliers, with 98% certified raw material.

TAX COMMITMENT AND TRANSPARENCY

Country-by-Country (CbCR) Report detailing revenues, profits and tax contribution.

EDUCATION AND DEVELOPMENT

ARAUCO Educational Foundation: 36 years of impact,

10,638

students benefited in 2025.

Campus ARAUCO and Inacap:

technical and dual education for students.

High-performing schools:

2 ranked in the top 100 of PAES 2024 in Chile.

Educational programs in Brazil and Argentina:

+5,000

students impacted.

COMMUNITY, PARTICIPATION AND DIALOGUE

GRI (2-25)

At ARAUCO, we seek to foster the development of the communities where we operate through a relationship model. This includes the implementation of high-quality programs aimed at generating long-term shared value through dialogue and participation.

To achieve this, we focus on understanding each country where we operate, adapting to its local context. In addition, we build capabilities and establish partnerships, positively impacting a large number of people by supporting local development, well-being, and environmental sustainability.

As a significant part of our work involves engagement with communities and our stakeholders, we strive to maintain formal and ongoing dialogue mechanisms. This transparent and continuous communication not only helps identify and minimize potential negative impacts from our operations but also enables the identification of opportunities to enhance our contribution to local development.

For more than 10 years, we have measured how communities perceive us through the Local Reputation Index in priority municipalities. This information allows us to understand how our business is evaluated by local stakeholders.

In this area, the policies that guide our actions are the Code of Ethics, the Human Rights Policy, the Community Investment Policy, and the Policy on Engagement with Mapuche Communities.

During 2025, MAPA-related social programs and initiatives were implemented, reaching disbursements of USD 10 million.



ENGAGEMENT AND DIALOGUE MECHANISMS

Dialogue sessions

What are they?: periodic relationship meetings.

Participants: neighbors of industrial facilities and forest assets. On some occasions, other institutions, municipalities, companies and local organizations.

Topics: socio-environmental aspects of operations, aspects of interest for communities and local and productive development projects.

Chile:

- ▶ Working session with Constitución Business Center and Sercotec
- ▶ Working session with Constitución Tourism Entrepreneurs Association
- ▶ Alma del Itata winemakers group
- ▶ Biobío Artisanal Fisheries dialogue session
- ▶ Arauco Provincial Health Advisory Council
- ▶ Carampangue Wetland dialogue session – Municipality of Arauco
- ▶ Ranguin Tu Mapu dialogue session – Municipality of Mariquina
- ▶ Integrated Report presentations with the community.

In these sessions, more than **960** people participated in dialogue.

Community Consultations and Participatory Monitoring of Commitments

What are they?: participatory monitoring that ensures compliance with the agreements established with the respective communities through the community consultation process.

Topics: by identifying the impacts of forestry operations, we are able to plan our socio-environmental management in advance together with the community.

During 2025,

497

community consultations were conducted, with 1,199 neighbors from our assets in Chile, Argentina and Brazil participating.

Social Impact Monitoring Program of Operations (MISO)

What is it?: developed in Brazil, it aims to identify, mitigate and/or manage potential negative impacts that our operations may be causing to the health, safety and well-being of our neighbors.

2025: 34 meetings were held with the participation of 117 neighbors.

Forestry sessions and Disaster Risk and Management Committee (COGRID)

What are they?: instances where strategies for fire prevention and emergency preparedness are addressed. This work allows us to maintain ongoing collaboration and be prepared for natural and human-caused emergencies.

2025: in terms of emergency preparedness at the municipal level, we collaborated with the municipalities of Constitución, Curepto, Empedrado, Chaco and San José in the development of their disaster risk prevention and emergency plans, which were approved by Senapred. In addition, municipal teams were trained to manage local disaster risk management committees, and community leaders were trained through Senapred-certified courses on emergency and disaster response.

5 municipalities –
85 municipal officials –

360

certified emergency monitors.

General plant shutdown

What is it?: an instance that promotes planned and coordinated work with municipalities, chambers of commerce and tourism, as well as other local organizations. Its local economic impact is significant.

Open Houses

What are they?: open spaces for information and community engagement.
Topics: communication of the programs, projects and initiatives we promote, and dialogue on the interests and needs of communities.

5

Open Houses were held for the communities of Arauco, Laraquete, Mariquina and Ránquil in Chile, and Inocência in Brazil.

Open Company

What are they?: we open our operations to the public.
Chile: in 2025, more than 1,200 people visited our industrial facilities in the Maule region. Neighbors, students and authorities were able to learn about our production processes, along with the measures that ensure environmental sustainability and occupational safety.
Uruguay: 8,435 people participated in the “Montes del Plata Welcomes You” program, visiting the mill, forestry sites, the biopark and the nursery.

Environmental Monitors Network

What is it?: a network composed of people living near pulp mills in Chile, who voluntarily receive training and work to detect potential impacts.
2025: focused on early detection and management of impacts, to improve environmental quality and community relationships, 90 community environmental monitors participated.

Good Neighbor Program

Brazil: its objective is to expand dialogue channels and improve our relationship with neighbors and communities in Brazil. In addition, we contribute to environmental education.

248

neighbors were visited in 2025.

Uruguay: implemented by the Montes del Plata operational team; its purpose is for communities in the area of influence to be informed about upcoming activities and have a direct communication channel. Meetings and visits are held, and concerns are gathered from neighbors, local councils, municipalities, schools, police stations and clinics.

807

neighbors were visited in 2025.

Community Services


What are they?: community support initiatives were developed aimed at strengthening social well-being, promoting local participation and contributing to the development of neighboring communities. These actions include support for social projects led by employees, as well as direct interventions in community infrastructure and social support activities, aligned with principles of social responsibility and commitment to the surrounding environment.
Argentina: 200 employees volunteered in a solidarity initiative to support vulnerable families during the Christmas holidays.
North America: support was provided to ARAUCO North America employees through the Community Champion Grant, funding community initiatives in areas such as conservation, emergency services, sports and social support, contributing to local well-being and development.
Mexico: support was provided to the San Felipe de los Alzati community through maintenance of a cultural space and donations for community celebrations, promoting social engagement.
Uruguay: local development initiatives were promoted to strengthen the social fabric, through 225 donations aimed at improving community services and promoting recreational and cultural activities.

OUR IMPACT ON LOCAL DEVELOPMENT

Contributing to the Sustainable Development Goals (SDGs) is at the core of our Sustainability Strategy. For this reason, our sustainable local development projects are aligned with them.

The transformative power of education

Education can transform society, which is why we work to strengthen its role and improve its quality, both through school-level and technical programs.



Program	Objetives	2025 Progress
ARAUCO Educational Foundation - Chile	In 1989, the ARAUCO Educational Foundation was created with the purpose of contributing to the country's development by improving the quality of education in the communities of the regions of Chile where ARAUCO operates. The Foundation's mission is to provide greater development opportunities for students, supporting public education in the areas where we operate. To achieve this, we work continuously and long-term with educational communities, adapting to changes and needs of the education system and territories. In pursuit of sustainable results over time, we develop programs that involve teachers in public schools, as well as management teams, sponsors and local education authorities.	Actions implemented in 51 educational institutions, training 525 principals and teachers, reaching 10,638 students. Over its 36 years, the Foundation has benefited: 665 educational institutions. 6,341 teachers and school leaders. 125,163 students.
High-performing schools - Chile	Since 1981, ARAUCO has operated three schools: Arauco, Constitución and Cholguán.	More than 1,200 students were educated each year. Two schools ranked among the top 100 in PAES 2024: <ul style="list-style-type: none"> ▶ Colegio Constitución (rank 79 nationally, five students with top national scores) ▶ Colegio Arauco (rank 13 nationally, five students with top national scores).
Campus ARAUCO - Chile	Ten years ago, DUOC UC and ARAUCO created this professional institute located in the commune of Arauco. Its objective is to strengthen technical and professional education by providing practical workplace experiences in areas linked to the region's productive vocation.	6 technical programs 3 professional programs more than 100 teachers and industrial tutors 16 mentor instructors and more than 30 partner companies 1,253 graduates.
Belén Educa Foundation	Belén Educa Foundation works in coordination with the Archdiocese of Santiago and serves approximately 14,500 students across 12 schools located in different municipalities of the Metropolitan Region and in La Unión (Los Ríos Region), supported by more than 1,600 teachers and educational assistants. Ten of its schools offer technical-professional education in fields such as Administration, Construction, Electronics, Gastronomy, Programming and Telecommunications.	25 years 12 schools 11,000 graduates.

Program	Objetives	2025 Progress
Dual Education Program – San Luis de Alba High School, Mariquina (Chile)	Fifth edition of this program aimed at improving employability of students in the electromecánica specialty through interaction with the Valdivia pulp mill and on-site training.	Participation of 30 students from the forestry specialty 21 students in two internship modalities 7 students in professional internships 2 training workshops for senior students 4 technical visits to nursery and production operations.
FUAP ARAUCO Scholarships - Argentina	Secondary, tertiary and university scholarships with monthly financial support between March and November.	6 scholarship recipients supported by four volunteer mentors from ARAUCO.
Gen ARAUCO Scholarships - Argentina	University scholarship program for children of employees studying careers related to the company's activities.	2 university-level scholarship recipients.
Club Verde Educational Programs - Argentina	Promote children's participation in environmental care and fire prevention in primary schools.	58 primary schools 2,339 students.
Youth and Sustainability - Argentina	Promote adolescents' participation in environmental care and sustainable activities in secondary schools and employment offices.	25 secondary schools, 1,415 young participants.
Forest World Mobile Unit - Argentina	Strengthening the relationship between the company and the community through recreational family activities, promoting awareness of the link between production and conservation.	In 2024, the content was updated, incorporating virtual reality headsets and the development of an immersive experience that allows visitors to learn about ARAUCO's processes, best practices, and the benefits of the industry. The reach is more than 1,000 families and 5,433 people in total.
Continuous Teacher Education - Brazil	Program aimed at understanding the school's social context and applying pedagogical practices through continuous education and extracurricular curriculum to promote ongoing professional development of teachers.	Continuous training classes reaching 284 teachers in Água Clara, Aparecida do Taboado, Inocência and Paranaíba (Mato Grosso do Sul), and 320 teachers in Piên (Paraná).
Environmental Education Program (PEA) - Brazil	Supports the Environmental Education Department of Inocência municipality in promoting environmental education in public schools.	6 environmental education events reaching 1,078 people, including teachers and students.
Inspira Project – Maderas Brasil	Training of young people from Piên communities in a Technical Administration program.	22 young people trained in a Technical Administration program.
Government Relations – Municipalities (Maderas Brasil)	Strengthen institutional relationships and identify local development opportunities, promoting transparency and creating conditions for future collaboration.	Engagement with mayors, secretaries and legislators from 5 municipalities, totaling 60 officials.
Environmental awareness in communities – Mexico	Environmental awareness programs in preschool and primary schools across three communities.	454 students.
Yo Sigo - Uruguay	Promotes continued education for young people, combining career guidance, hands-on experiences at the mill, and university visits. Over nine years, workshops have been conducted in high schools, helping students define their educational and professional paths with the support of employees who share their experiences.	344 students.
English for All - Uruguay	Initiative by Montes del Plata with the Conchillas high school and Anglo Uruguayan Cultural Institute to provide English scholarships.	116% increase in access to English classes 15 scholarship recipients English learning day with 200 students.
Rebrote - Uruguay	Program by Montes del Plata Academy aimed at improving employability by supporting completion of secondary education.	15 individuals completed their studies.

10 YEARS OF CAMPUS ARAUCO: A PARTNERSHIP THAT TRANSFORMED TECHNICAL EDUCATION IN CHILE

Campus Arauco — a joint initiative between ARAUCO and Duoc UC — has consolidated a pioneering model in the country that integrates academic training with industrial practice from day one.

What began with the laying of the first stone in 2015 is now a national benchmark in technical and vocational education. Over these ten years, 1,253 individuals have graduated from the campus, of whom 340 did so under the dual education system. Eighty-five percent are first-generation college students. Of the total, 420 are women and 833 are men. The campus currently offers six technical programs across three schools:

Engineering and Natural Resources; Construction; and Administration and Business. Its academic community is composed of 57 faculty members and 26 staff.

Ten years after its launch, Campus Arauco has consolidated a model in which education and industry work together to create real pathways for development. A decade later, its impact is reflected in advancing personal trajectories, stronger communities, and a region that now has an educational center that has permanently transformed its opportunities.



Environment and quality of life

We work together with the community to mitigate negative impacts associated with human activity, maintaining our commitment to the environment, nature, and the quality of life of our neighbors.



Program	Objetives	2025 Progress
Habitability and Territory Program - Chile	Collaborate on housing solutions with high standards for employees, contractors and neighboring communities. In addition, manage and process land for the development of projects with community purposes, leveraging public resources. This is carried out through joint work with public and private organizations, actively collaborating with national, regional and local authorities.	514 homes under construction in Los Álamos. 5 industrialized homes for families affected by wildfires in the municipalities of Tomé and Santa Juana in final acceptance stage. 4 new projects added to the design stage of housing developments with 699 industrialized homes in the Province of Arauco. Collaboration in the construction of more than 3,500 homes, benefiting a total of 14,000 people.
Water Challenge - Chile	Develop the Water Challenge management strategy. Our methodology involves collaborative work with the community and authorities. Water Challenge has a collaborative model that allows generating both collective and individual solutions.	152 collective solutions representing 69,000 people, with a contribution of USD 2.3 million from ARAUCO and USD 54.5 million from other stakeholders. 430 individual solutions, based on self-management, implemented by trained neighbors to build wells and rainwater harvesting systems, benefiting 3,308 people in 26 municipalities.
Open Forest - Chile and Argentina	Since 2021, the initiative of opening part of our forest assets to communities has been implemented. The purpose is for them to carry out activities that promote care and conservation of nature, enjoying the environmental, social and cultural values associated with it.	In Chile, there are 50 open spaces available to the community for sports, recreational, educational and cultural purposes. In 2025, 2 parks were inaugurated: Collico Sports Park and Park for Penco. Forest Guardians: New digital community composed of cyclists and company teams aimed at promoting the circulation of athletes in forests to prevent accidents and crime. In Argentina: nature photography workshops in partnership with Afona (Argentine Association of Nature Photographers); birdwatching visits, cycle tourism, studies, visits and environmental education. 72,918 visitors participated in activities in Chile and Argentina.

Program	Objetives	2025 Progress
MAPA Social Program	Within the framework of the MAPA project, implement a citizen participation process that included meetings in Open Houses and direct dialogue sessions with neighbors. Through these instances, specific measures were agreed upon that incorporated community proposals and expectations into the compensation plan, ensuring that future actions respond to local needs and realities.	The La Meseta Community Center was inaugurated in the locality of Carampangue, providing neighbors with a dedicated space close to their homes for community gatherings, dialogue, and participation. The 1,200 m ² facility includes a covered gym, locker rooms, bathrooms, multi-purpose rooms, offices, kitchens, parking, and extensive green areas with urban furniture; as well as the Horcones Playa Community Center, a 217 m ² facility benefiting 500 people in the area.
Ecosystem Studies Program of the Gulf of Arauco (PREGA) - Chile	Through scientific research in the Gulf of Arauco, knowledge has increased, especially regarding marine and estuarine ecosystems, and spaces for education and collaboration with the community on environmental topics have been created. In 2022, the Carampangue wetland was declared a nature sanctuary.	Progress in socio-environmental management through community-focused work and citizen science. Participation of researchers from 4 universities: Universidad de Concepción, Universidad de Chile, Universidad Austral de Chile and Pontificia Universidad Católica de Chile.




Program	Objetives	2025 Progress
Environment and Community in Harmony - Chile	The program strengthens the linkage between Oncol Park and communities and local stakeholders, promoting conservation and tourism as drivers of regional development. In addition, strategies have been implemented to manage conflicts between domestic animals, wildlife, and human settlements, minimizing negative impacts on biodiversity and productive activity. Initiatives such as responsible pet ownership and awareness campaigns seek to balance coexistence between nature and communities, promoting sustainable development.	<p>Oncol Aula Viva: 14 educational institutions in Valdivia participated, with a total of 600 students who carried out their environmental education session, which incorporated an unprecedented pilot at the national level for early childhood environmental education.</p> <p>Oncol Therapeutic Forest Program: More than 70 participants in therapeutic forest bathing sessions.</p> <p>Territorial Engagement Program: USD 24 thousand invested in initiatives for productive development, fire prevention, responsible pet ownership and tourism. 500 people directly impacted. 22 members of the north coast tourism association benefited with equipment. 80 neighbors were impacted by fire prevention actions.</p> <p>Oncol Cultura Viva: 8 original pieces for solo piano created.</p> <p>Veterinary Campaigns: 15 veterinary campaigns carried out. 150 pets benefited from veterinary care.</p>
Plant Surroundings Plan in Los Ríos - Chile	The commitment we uphold at ARAUCO with our neighbors drives us to promote human development, as well as coexistence between the community and industry. Therefore, we work to improve housing, roads, and access to basic services.	More than 2,500 people in Rucaco, Estación Mariquina, and Huifco have experienced an improvement in their quality of life.
Oncol Park, conserving the Valdivian Rainforest - Chile	This emblematic park in Los Ríos is an example of engagement and a benchmark for conservation; thanks to the territorial engagement and environmental education initiatives we develop. In addition, we have created business opportunities for residents, who market local products and promote the care of nature as a foundation for socio-emotional well-being.	18,957 visits.

Program	Objetives	2025 Progress
Urban development initiatives with high municipal impact – Los Ríos, Chile	Esta iniciativa busca apoyar el desarrollo territorial y el bienestar de las comunidades de Valdivia y This initiative seeks to support territorial development and the well-being of the communities of Valdivia and Mariquina, strengthening urban infrastructure and local connectivity through public-private partnerships and collaborative work with municipal governments. These initiatives aim to address priority needs identified by citizens, contributing to improved safety, access to services, and quality of life, in line with responsible and long-term territorial management.	<p>Valdivia Sustentable Consortium: Through its technical office, Activa Valdivia, it operated as an accelerator of public infrastructure projects, facilitating the development of initiatives through the provision of designs and the management of technical feasibility. During 2025, projects were promoted to improve urban safety and river connectivity, with a potential impact on approximately 170,000 residents of Valdivia.</p> <p>Municipality of Mariquina: Within the framework of a collaboration agreement with the municipality, support was provided for the development of urban infrastructure projects prioritized by the community. In 2025, the second phase of the Mariquina Bus Terminal was completed, an initiative aimed at strengthening connectivity and access to public transportation, with an estimated impact on 20,000 residents.</p>
Reforestation Campaigns – Mexico	These campaigns aim to promote the conservation, restoration, and reforestation of forests, as part of the National Agreement for Forests, Jungles, and Mangroves.	<p>Urban Forest Program: Employees, together with their families, planted a total of 200 native trees, which will enable the forest restoration of 1 hectare (2 acres) within El Centinela Forest and an average capture of up to 30 tons of CO₂ per year.</p> <p>Campaign at “El Tecuan” Ecological Park: In collaboration with the National Forestry Commission in the state of Durango, with the objective of promoting the conservation, restoration, and reforestation of forests, as part of the National Agreement for Forests, Jungles, and Mangroves.</p>



Productive development and social entrepreneurship

Our objective is to expand opportunities for entrepreneurship, employment, and development.



Program	Objectives	2025 Progress
Support for productive activities of artisanal fishers - Chile	Productive strengthening of unions in the Gulf of Arauco that participate in the Dialogue Session for Artisanal Fishing.	Implementation of projects with 8 unions.
Alma del Itata Store - Chile	Physical and digital space made available to winemakers to market their products.	45 wineries participating, 5 large-scale events held jointly.
Wine Cluster - Chile	Program that seeks to improve commercialization opportunities for products and provide a sales location for winemakers from the Itata Valley.	45 wineries from 5 municipalities in the Itata Valley.
Partnership with Corparauco - Sercotec Business Center - Chile	This partnership allows a Business Center executive to serve entrepreneurs from the Municipality of Arauco at the community Open House, offering free, personalized, and confidential technical advisory services to entrepreneurs and small businesses to strengthen their capabilities through a support program.	More than 400 SME advisory sessions. More than 12 new companies formalized.
Mapuche Grant Fund - Chile	Competitive fund within the framework of the agreements with Mapuche communities under RCA 37 of the MAPA project.	This initiative enabled the provision of funding for 4 associative projects in the areas of beekeeping, artisanal fishing, and Mapuche culture. It also supported 20 individual projects, which promoted the development of new ventures in areas such as agriculture, gastronomy, artisanal fishing, and poultry farming, strengthening the productive activity of the communities.
Food Bank Network - Chile	ARAUCO has established a partnership with Red de Alimentos, an organization that seeks to recover food and essential goods that are suitable for human use and consumption, distributing them to those who need them most and thereby avoiding waste, connecting those who have products with those who need them.	217,515 people and 8,014 pets benefited during 2025. 7,000 older adults served in our 4 Social Pantries in the municipalities of San Bernardo, Puente Alto, Renca, and La Florida, recently inaugurated. In response to recent wildfires, ARAUCO made available to the Network a collection center in Puerto Lirquén, which became a key logistics point to channel aid to affected communities.
Engagement with Mbya Guaraní Communities - Argentina	Project to install a nursery to produce orchids in the Guapoy Community, Puerto Libertad.	1 Guaraní community

Program	Objectives	2025 Progress
Partners for Good - Brazil	Strengthen the social development network in Inocência, coordinating partner companies of the Sucuriú Project, the public sector, and social organizations to generate positive and sustainable social impacts in local communities.	The program enabled the promotion of initiatives aimed at social inclusion and improving the living conditions of families in the region, consolidating strategic partnerships and leaving a social legacy that extends beyond the industrial project.
Embrace this Project - Brazil	Promote technical training and the development of local capabilities, strengthening employability and income generation in communities linked to the Sucuriú Project.	560 free spots were offered in technical courses in Inocência, Paranaíba, and Três Lagoas, in partnership with SENAI/MS, including monthly financial support scholarships and training in strategic areas for regional development.
Mushroom Route - Uruguay	This program, carried out by Montes del Plata together with UTU and UTEC, aims to add value to edible mushrooms and formalize their collection, an economic activity carried out by residents of forest communities. As part of the program with UTU, training is provided in conservation, harvesting, entrepreneurship and tourism, along with an incubation project so that collectors can develop their own ventures.	The program benefits 450 families, who annually collect 376,000 kg of mushrooms, strengthening local productive development. 4 ventures were consolidated with 5 registered products. 27 new people trained in mushroom harvesting and culinary preparation.
Partnerships - Uruguay	The Partnerships program seeks to integrate forestry with other activities through agreements with producers, who diversify their production through forestry or through shared use of the forest. In this way, trees are used by livestock for shade and shelter, serve as refuge and a source of food for bees, and community members collect mushrooms that grow naturally there. Shared use of land is promoted through more sustainable and responsible forest management.	498 producers participated in the production scheme, with more than 83,000 hectares planted (205 thousand acres). 284 livestock producers manage more than 36,000 head of cattle across 140,601 hectares (347,433 acres). 38 beekeepers have more than 6,100 beehives.



Mapuche engagement

GRI (2-25; 411-1)

Mapuche culture is a living culture, and we approach our engagement with it in an open, horizontal, and ongoing manner, respecting its cultural values. For this reason, we promote mutual understanding through honest and regular channels of participation and dialogue. In this way, we continuously work to build trust-based, long-term relationships that enable mutual development.

Mapuche communities are present in various territories where we operate. Respecting them and strengthening our relationship through dialogue and mutual understanding is key to building a constructive relationship.

Our Mapuche Engagement Policy, formalized in 2012, includes five principles, which are applied both in our relationship with communities and in internal procedures and continuous training. In 2017, we established the Mapuche Advisory Council, a forum focused on dialogue and resolution of relevant and strategic issues involving different community stakeholders.

To ensure that teams have the tools needed to carry out effective engagement and to design and implement shared value and development initiatives with the communities we work with, we developed the Mapuche Program, aimed at advancing the implementation of the Mapuche Engagement Policy. With the same objective, we also developed a training program for employees and contractors.



During 2025, the Intercultural Engagement Unit was created, reporting to the Environmental and Social Value Sub-Management, with the objective of providing guidance and support to landscape teams in their engagement with social and Indigenous organizations. In 2025, ARAUCO engaged with 446 Mapuche communities and conducted 22 preventive community consultations related to forest management with nearby communities. As a result, 111

commitments were established for risk management, prevention, and/or mitigation of impacts. Consistent with previous years, engagement continued with the Association of Mapuche Communities of Loncoche, supporting the management of the site where the küñü is located, through cleaning and site preparation activities prior to ceremonies and community gatherings, thereby contributing to the protection and appropriate use of the space.

Additionally, during 2025, engagement efforts were deepened with the communities of Lilco, Hueima, Sucesión Manque, and Ñeicuan Curin in the municipalities of Lanco and Loncoche, respectively. Furthermore, the municipality was incorporated as a third stakeholder in the dialogue process and in the enhancement of the space where recreational, cultural, and environmental activities are carried out in the territories where these communities are located.

5 PILLARS OF THE MAPUCHE PROGRAM

1

PROMOTE KNOWLEDGE AND LEARNING WITHIN ARAUCO ABOUT MAPUCHE CULTURE

+160

people trained in the Intercultural Training program

2

MAINTAIN ONGOING DIALOGUE AND CONSULTATION PROCESSES

446

Mapuche communities engaged with ARAUCO / since 2013, we have conducted more than 280 Mapuche consultations and have created a mechanism to promote local Mapuche employment with 640 workers and contractors.

3

IDENTIFY SITES OF RELIGIOUS, CULTURAL, AND ECONOMIC INTEREST

37

Cultural High Conservation Value Areas, which we co-manage with communities

In Lanco, together with the Hueima indigenous community, valuation and development of infrastructure at the Hueima waterfall is carried out, while together with the Lilco community, identification and development of a cultural trail is carried out.

4

UNDERSTAND AND MANAGE LAND REQUIREMENTS

+5 thousand

hectares (12 thousand acres) transferred to communities through Conadi since 2014.

5

PROMOTE DIALOGUE PRACTICES AND CONSULTATION MECHANISMS

22

preventive community consultations on forest management with nearby communities. As a result, 111 commitments were established for risk management, prevention, and/or mitigation of impacts.

In Loncoche, together with the Ñeicuan Curin community, the Pampa nguillatun ceremonial site was enabled, including harvesting of the plantation surrounding the site, stump removal and site clearing, construction of a perimeter fence, creation of a restoration buffer zone of approximately 14 hectares (36 acres) and; in March 2025, the first Mapuche religious ceremony was held at the site after more than 60 years. This re-signification of the ceremonial site and the availability of its use by the Ñeicuan Curin community opens a new cycle in the company-community relationship.

ENSURING A RESPONSIBLE SUPPLY CHAIN

NGC 461 (7.1)
GRI (2-6; 414-1; 414-2)



Three consecutive years as the best-paying company in the forestry sector reflect our commitment to a responsible value chain.

We are aware of the importance of the quality of our value chain and of our suppliers associated with services, inputs, materials, and spare parts.

For this reason, we maintain a Supplier Payment Policy that considers compliance with applicable legislation, in accordance with the deadlines established in each of the countries where we operate. Through this instrument, we classify as critical suppliers those that are strategic, as their work impacts the operations of industrial mills.

In Chile, Law No. 21,131 regulates supplier payments within 30 days. In line with this, at ARAUCO in Chile, we have a payment policy within 30 days from invoice receipt for domestic suppliers.

In the case of foreign suppliers, payments are made according to the agreed due date in each Purchase Order. Through the ARAUCO Chile website, access is available to the Suppliers

section, which provides information related to the Code of Ethics and the Integrity Expectations / Supplier Code of Conduct. These provisions must be duly complied with, as well as clauses referring to compliance standards and other relevant regulations.

In Argentina, the civil contract established between ARAUCO and its suppliers includes clauses related to ethics and other mandatory regulations. Likewise, each purchase order includes, within the general conditions, a reference to the Code of Ethics.

In Brazil, suppliers are aware of their responsibilities regarding ethical obligations through purchase orders (clause 12) and signed contracts. In both cases, there is a detailed description of “Ethical and commercial obligations, and compliance with anti-corruption laws.”

Finally, in North America, when signing contracts, a “Supplier Code of Business Ethics” clause is included.

2025 PROGRESS

NGC 461 (6.2.iii, 7.1.v)

- ▶ **Suppliers:** there were no suppliers that individually represented at least 10% of total purchases made during the period for the supply of goods and services.
- ▶ **Registration in the registry of agreements with exceptional payment terms of the Ministry of Economy (Chile):** none were recorded during 2025.
- ▶ **Supplier Code of Conduct:** it is being included as an annex to contracts in all countries.



Payments to suppliers by payment term

NGC 461 (7.1.i, 7.1.ii, 7.1.iii, 7.1.iv)

	Number of Invoices Paid	Total Amount USD	Interest for Late Payment of Invoices	Number of Domestic Suppliers
Domestic suppliers				
Up to 30 days	724,349	5,136,933,321	-	16,104
Between 31 and 60 days	113,562	509,674,670	-	2,875
More than 60 calendar days	119,506	393,754,386	-	1,127
Total	957,417	6,040,362,377	-	20,106
Foreign suppliers				
Up to 30 days	9,107	529,037,777	-	659
Between 31 and 60 days	5,803	74,355,667	-	392
More than 60 calendar days	1,677	56,145,505	-	301
Total	16,587	659,538,949	-	1,352
Total suppliers				
Up to 30 days	733,456	5,665,971,098	-	16,763
Between 31 and 60 days	119,365	584,030,337	-	3,267
More than 60 calendar days	121,183	449,899,891	-	1,428
Total	974,004	6,699,901,326	-	21,458

*The above table includes information on payments to suppliers in all countries where ARAUCO operates. It does not include Montes del Plata in Uruguay, where we paid USD 578 million to 3,107 suppliers.

Sustainability in the value chain

Our sustainability principles, risk management, and good corporate governance practices lead us to be rigorous in the application of policies and procedures aligned with them for the evaluation, selection, and continuous monitoring of suppliers. Our suppliers are subject to evaluation processes according to different levels. Those considered critical, classified as strategic due to their impact on the operational continuity of industrial mills, are subject to an annual financial evaluation. On the other hand,

active suppliers associated with service contract areas are subject to a monthly risk assessment, through which their level of debt is reviewed. Likewise, we seek to establish long-term relationships with suppliers committed to continuous improvement in these areas, providing them with support to align their practices with our standards. In addition, as we seek to promote the economic and social development of the areas where we operate, we work with a shared value approach, implementing programs to address current challenges.

Number of suppliers evaluated in Chile

NGC 461 (7.2)

Supplier evaluation Chile	2025
Total number of suppliers evaluated through documentation or on-site	3,965
Target (number of suppliers evaluated)	3,965
% of critical/significant suppliers evaluated	52%

Development of local suppliers and SMEs in the value chain

In line with our approach to sustainability in the value chain, ARAUCO manages its sourcing by integrating economic, social, and governance criteria, with the objective of ensuring operational continuity, compliance with standards, and the creation of long-term value in the areas where we operate. Within this framework, the inclusion of small and medium-sized enterprises (SMEs) in the supply chain is a structural part of our responsible purchasing and payment management. This approach is supported by experience developed in Chile under the Juega Local model,

aimed at systematically linking the local supply of goods and services with the operational needs of ARAUCO and its partner companies. Given the scale of our operations, Chile accounts for the largest volume of purchases and payments to SMEs, becoming the main reference for this approach, which is intended to be progressively expanded to other countries, such as Brazil. Through this management approach, we promote the participation of smaller suppliers in the supply chain, maintaining consistent requirements in terms of ethics, regulatory compliance, performance, and risk management, thereby contributing to the strength and resilience of the value chain.

	Chile	Brazil
SME purchases in regions where ARAUCO operates (USD million)	319	80
Number of local suppliers in those regions	2,892	524
Regional share of SME purchases	75%	42%

During 2025, ARAUCO advanced in strengthening SMEs in the wood sector through its participation in the Sustainable Development Network, an initiative developed together with C4i and PYMEMAD, with the support of CORFO. The project, initiated in the Araucanía Region, aims to promote the digitalization

of 300 SMEs over a three-year period. During the period, visits were carried out to 12 SMEs to assess their technological level and identify opportunities for improvement through the use of sensors and platforms, in coordination with CORMA and PYMEMAD.



Wood sourcing

We seek to ensure full traceability of the origin of our wood and compliance with our environmental commitments. For this reason, we strive to obtain the highest forest certifications and to maintain Chain of Custody and Chain of Custody/ Due Diligence systems.

Raw material sourced covered by certifications (tons* and %)

SASB (CG-BF-430a.1, RR-PP-430a.1, RR-PP-000.A)

Categories	2024	
	FSC	PEFC
Own	Certified raw material	16,168,899
	Percentage of certified raw material	98%
Third-party	Certified raw material	15,220,565
	Percentage of certified raw material	96%

*Conversion factors m³ ssc-ton defined conservatively, using the lower bound of basic densities representative of the country mix.

Category of certified raw material by type of standard (tons and %)

Categories	FSC®			PEFC	
	FSC®	FSC® Mix	CoC	Controlled Material	Controlled Material
Volume of certified own raw material	7,341,174	5,374,334	248,597	3,204,794	10,256,890
Volume of certified third-party raw material	8,008,785	2,497,841	2,599	4,711,341	1,022,317

- [1] License Code: FSC®C108276
- [2] License Code: FSC®C128100
- [3] License Code: FSC®C131921
- [4] License Code: FSC®C016979

Progress in traceability and EUDR compliance

As part of strengthening our responsible sourcing processes, we continued advancing in our preparation for compliance with the European Union Deforestation-Free Products Regulation (EUDR),

reinforcing traceability systems for the origin of raw materials throughout the supply chain, from forest to final product. These advances included the integration of forest, documentary, and geospatial information, as well as the strengthening of due diligence processes.

In this context, we advanced in incorporating the FSC Regulatory Module into our certification systems in the pulp business, as a complementary third-party verification mechanism, strengthening controls and the consistency of the information required to respond to emerging

regulations such as the EUDR. The implementation of these tools has required cross-functional coordination across different areas of the Company and has contributed to strengthening transparency and customer trust regarding the responsible origin of the products marketed.

ACTIONS AND MEASURES

- ▶ We expect that all suppliers and service providers, as well as their employees, agents, and subcontractors, will be informed of and comply with the Supplier Code of Conduct, where we have established the ethical principles and minimum standards of conduct that should guide their actions.
- ▶ During 2025, this document was updated, strengthening and expanding previous integrity expectations, explicitly incorporating standards on human rights, community relations, environmental management, and responsibility in the supply chain, along with formal compliance and reporting mechanisms applicable at a global level.
- ▶ USD 6,040 million was the total amount of purchases from domestic suppliers across all countries where we operate.
- ▶ 3,965 suppliers were evaluated in Chile, of which 52% correspond to critical suppliers.
- ▶ Our production mills for wood-based products are certified under Chain of Custody and controlled wood/due diligence systems.
- ▶ In Chile, we maintain a Regulatory Compliance clause in contracts with suppliers, under which they declare that they are aware of and commit to complying with Chilean legislation, particularly Law No. 19,300 on General Bases of the Environment and its regulations, as well as all complementary environmental regulations.
- ▶ Our actions are guided by the Code of Ethics, the Human Rights Policy, the Integrity Expectations / Supplier Code of Conduct, the Responsible Wood Purchasing Policy, the Crime Prevention Policy and Model, the Mapuche Community Engagement Policy, and the Community Engagement Guidelines.



CORPORATE COMMITMENTS WITH EXTERNAL INITIATIVES

NCG 461 (6.3)
GRI (2-28)

Considering the value generated by synergies with different entities, we maintain a commitment to fostering network collaboration and joint work with universities, civil society organizations, and professional associations.

We also seek to contribute to society by collaborating in the development and implementation of public policies or regulations related to our scope of action or to the pillars of our Sustainability Strategy. To this end, we participate in consultation processes for new regulations, either individually or through representation by other organizations, presenting our perspective on potential impacts on both our operations and our economic performance. Among the entities of which we are part are:

Chile

- ▶ Chilean Wood Corporation (CORMA) and the Federation of Chilean Industry (SOFOFA).
- ▶ Futuro Madera, a network of organizations and individuals based in regions and localities with a forestry vocation in Chile, which seeks to contribute to a greener and more social future, where forests and wood are valued as a response to the global climate emergency.



ecovadis



Argentina

- ▶ The Forestry Association and the Pulp and Paper Manufacturers Association.

Brazil

- ▶ The national industry association Brazilian Tree Industry (IBÁ) and, in the Paraná region, the Paraná Association of Forest-Based Companies (APRE).

North America

- ▶ The National Formaldehyde Rulemaking, the CARB ATCM Rulemaking, the Composite Panels Association (CPA), and LEED Workshops.

Uruguay

- ▶ The Society of Forest Producers of Uruguay (SPF) and the Chamber of Commerce and Services of Uruguay.

Memberships

NCG 461 (6.1.vi)

In the different countries where we operate, we are active members of 116 professional and social associations. Additionally, we engage with universities, media outlets, research and/or scientific institutes, non-governmental organizations, and local authorities.

CONTRIBUTION TO SOCIETY THROUGH TAXES

GRI (207-1; 207-2; 207-3; 207-4)

In all countries where we operate, we are guided by the principles of honesty, ethics, and strict compliance with applicable regulations.

Our commitment in this regard focuses on:

- ▶ Ensuring that the taxation of all our operations is carried out in accordance with the taxable events established by applicable tax legislation.
- ▶ Acting in good faith, with transparency and collaboration in all interactions with tax authorities.
- ▶ Using tax benefits and incentives established by law for the benefit of taxpayers, always ensuring compliance with their requirements.
- ▶ Working with tax administrations in a transparent and collaborative manner, preparing and submitting all tax returns and obligations in a timely manner, and complying punctually with tax payments.
- ▶ Preparing, maintaining, and safeguarding all documentation required by law and by instructions issued by the relevant authority.

The tax strategy is reviewed and updated periodically by the Tax Management in accordance with regulatory and contextual changes.



Governance, control, and management of tax risks

The strategy and procedures related to tax matters relevant to ARAUCO are managed by Tax Management. ARAUCO has a Head of Tax who is responsible for the strategy and direction of tax matters at ARAUCO and ensures that appropriate procedures are in place to comply with tax governance.

Our operations are driven by a commercial rationale and are conducted within applicable laws and guidelines. To ensure the integrity of our operations, ARAUCO maintains various controls in place. In addition, we seek to develop a strong and mutually respectful relationship with tax authorities, based on trust and transparency.

Country-by-Country Report (CbCR)

The information presented below is based on Affidavit No. 1,937, which is submitted to the Chilean Internal Revenue Service, adjusted for ARAUCO and its subsidiaries.

This report consists of financial and tax disclosure for each jurisdiction in which we operate, without consolidation adjustments, and corresponds to the year 2024.

Distribution of revenue, number of employees, and tax payments Fiscal Year 2024

Country	Number of employees (including contractors)	Revenue from third-party sales (thousand USD)	Revenue from intra-group transactions (thousand USD)	Profit or loss before tax (thousand USD)	Tangible assets (thousand USD)	Cash tax paid (thousand USD)	Income tax provision (thousand USD)
Argentina	8,539	486,442	43,644	-15,039	810,708	-	21,818
Australia	-	6	124	31	-	26	8
Brazil	11,168	522,102	90,716	-142,359	1,286,230	7,654	10,144
Canada	295	203,888	3,663	52,404	49,433	7,903	13,876
Chile	31,416	3,556,794	2,254,601	368,787	9,657,540	277,318	170,508
China	5	-	635	179	-	23	40
Colombia	3	62	642	85	121	-831	14
Costa Rica	2	3	573	197	11	43	48
Mexico	1,978	359,926	3,089	32,806	329,841	1,162	11,446
Netherlands	12	448,681	27,059	-8,873	112,783	2,515	1,903
Peru	9	30,280	98	519	4,016	116	154
United Arab Emirates	1	-	418	114	-	-	-
United Kingdom	1	544	10,290	-5,793	-	1,466	458
United States	1,158	1,368,298	17,109	109,570	827,334	1,794	26,732
Uruguay*	2,016	324,010	414,042	221,101	1,529,274	6,239	4,194

* Data at 50%, in accordance with ownership share.

Our tax strategy aims to comply with tax regulations. We maintain a strong commitment to ethics and responsibility, ensuring that our tax practices are consistent with principles of good governance and sustainability.



PRINCIPLES AND STANDARDS

GENERAL RULE NO. 461 OF THE FINANCIAL MARKET COMMISSION (CMF)

NCG 461 (1)

	Chapter	Page	Verification
1. Content Index			
► Explicit reference to international reporting standards	Strategy and Growth “About our report”	43	
► Reference to the section of this regulation to which the information refers	Principles and Standards “General Rule No. 461 of the CMF”	212 - 219	
2. Entity profile			
2.1 Mission, vision, purpose and values	ARAUCO Today: Purpose, scale and contribution “Purpose and vision: We are ARAUCO”	10	•
2.2 Historical information	ARAUCO Today: Purpose, scale and contribution “Our history”	16 - 17	
2.3 Ownership	Financial Report “Entity identification”	2; 252	
2.3.1 Control structure	Financial Report “Control structure”	254 - 255	•
2.3.2 Significant changes in ownership or control	Financial Report “Control structure”	254 - 255	
2.3.3 Identification of major shareholders	Financial Report “Control structure”	254 - 255	
2.3.4 Shares, their characteristics and rights	Financial Report “Control structure”	254 - 255	
2.3.4.i Description of share classes	Financial Report “Control structure”	254 - 255	
2.3.4.ii Dividend policy	Financial Report “Dividends”	289	
2.3.4.iii.a Statistical information: Dividends	Financial Report “Dividends”	289	
2.3.4.iii.b Statistical information: Stock exchange transactions	Financial Report “Dividends”	289	
2.3.4.iii.c Statistical information: Number of shareholders	Financial Report “Dividends”	289	
2.3.5 Other securities	Financial Report “Other securities”	288	
3. Corporate governance			
3.1 Governance framework	Governance, ethics and risk	45 – 75	
3.1.i Corporate governance functioning	Governance, ethics and risk “Corporate governance”	47	
3.1.ii Sustainability approach in business	Governance, ethics and risk “Sustainability governance at ARAUCO”	59	
3.1.iii Management of conflicts of interest	Governance, ethics and risk “Best practices”	60 – 63	
3.1.iv Management of key stakeholder interests	Strategy and growth “Our stakeholders: A relationship that is strengthened”	37 - 39	
3.1.v Innovation, Research and Development	Business and renewable solutions “Research, Innovation and Development”	92 – 93	
3.1.vi Identification and reduction of diversity and inclusion barriers	Commitment to our people “Talent attraction and retention”; “Our gender agenda”; “Diversity, inclusion and non-discrimination”	107 - 116	

	Chapter	Page	Verification
3.1.vii Preservation of diversity in the organization	Commitment to our people “Talent attraction and retention”; “Our gender agenda”; “Diversity, inclusion and non-discrimination”	107 - 116	
3.2.i Board identification	Governance, ethics and risk “Board of Directors”	49	•
3.2.ii Board compensation	Governance, ethics and risk “Compensation”	57	
3.2.iii Expert hiring policy	Governance, ethics and risk “Policy for contracting services and advisory services”	56	
3.2.iv Skills, knowledge and experience matrix	Governance, ethics and risk “Board skills matrix”	52 – 53	
3.2.v Induction	Governance, ethics and risk “New directors”	51	
3.2.vi Frequency of management unit meetings	Governance, ethics and risk “Executive-level committees”; “Risk management committee”	55	
3.2.vii Information on environmental and social matters	Governance, ethics and risk “Board of Directors”	49 - 50	
3.2.viii Site visits	Governance, ethics and risk “Site visits”	51	
3.2.ix Performance evaluation	Governance, ethics and risk “Board performance”	50 - 51	
3.2.ix.a Areas for improvement	Governance, ethics and risk “Board performance”	50 - 51	
3.2.ix.b Diversity barriers	Governance, ethics and risk “Board performance”	50 - 51	
3.2.ix.c Independent advisory for improvement areas	Governance, ethics and risk “Board performance”	50 - 51	
3.2.x Determination of minimum number of regular meetings	Governance, ethics and risk “Board of Directors”	50 - 51	
3.2.xi Organization of crisis situations	Governance, ethics and risk “Crisis committee”	55	
3.2.xii Information access system	Governance, ethics and risk “Board of Directors”	50	
3.2.xii.a Meeting minutes	Governance, ethics and risk “Board of Directors”	50	
3.2.xii.b Session summaries	Governance, ethics and risk “Board of Directors”	50	
3.2.xii.c Whistleblowing channel	Governance, ethics and risk “Board of Directors”	50	
3.2.xii.d Document availability period	Governance, ethics and risk “Board of Directors”	50	
3.2.xiii Board composition	Governance, ethics and risk “Board composition”	53	•
3.2.xiii.a Directors by gender	Governance, ethics and risk “Board composition”	53	•
3.2.xiii.b Directors by nationality and gender	Governance, ethics and risk “Board skills matrix”; “Board composition”	52	•
3.2.xiii.c Directors by age range and gender	Governance, ethics and risk “Board composition”	53	•
3.2.xiii.d Directors by tenure and gender	Governance, ethics and risk “Board composition”	53	•
3.2.xiii.e Directors by disability status and gender	Governance, ethics and risk “Board composition”	53	•
3.2.xiii.f Board pay gap	Governance, ethics and risk “Compensation”	57	•
3.3.i Role and main functions of committees	Governance, ethics and risk “Board committees”	54 - 55	•
3.3.ii Committee members	Gobierno, ética y riesgo “Comités del directorio”	54 - 55	•
3.3.iii Committee members’ compensation	Governance, ethics and risk “Board committees”	54 - 55	
3.3.iv Main committee activities	Governance, ethics and risk “Board committees”	54 - 55	

	Chapter	Page	Verification	
3.3.v	Policies for hiring advisory services for committees	Governance, ethics and risk "Advisory services hiring policy"	56	
3.3.vi	Frequency of meetings with risk management units by committees	Governance, ethics and risk "Board of Directors"; "Board committees"; "Executive-level committees"	49 - 50; 55	
3.3.vii	Frequency of reporting to the Board of Directors	Governance, ethics and risk "Executive-level committees"	55	•
3.4.i	Key executives	Governance, ethics and risk "Key executives"	58	•
3.4.ii	Key executives' compensation	Governance, ethics and risk "Senior management compensation"	59	
3.4.iii	Compensation plans or special benefits for key executives	Governance, ethics and risk "Key executives"; "Senior management compensation"	58 - 59	
3.4.iv	Ownership participation of key executives and directors	Governance, ethics and risk "Key executives"	58	
3.5	Adherence to national or international codes	Governance, ethics and risk "Corporate governance"	47	
3.6.i	General guidelines established by the Board of Directors, or governing body, on risk management policies	Governance, ethics and risk "Risk and opportunity management"	64 - 65	•
3.6.ii	Risks and opportunities	Governance, ethics and risk "Risk and opportunity categories" Financial information "Risks"	65; 292 -298	•
3.6.ii.a	Risks and opportunities related to operations, particularly climate change	"Risk and opportunity categories" Financial information "Risks"	65; 292 - 298	•
3.6.ii.b	Information security risks	Governance, ethics and risk "Responsible information management" Financial information "Risks"	74 - 75; 292 - 298	•
3.6.ii.c	Risks related to free competition	Governance, ethics and risk "Best practices" Financial information "Risks"	60 - 65; 292 - 298	•
3.6.ii.d	Risks related to consumer health and safety	Financial information "Risks"	292 - 298	•
3.6.ii.e	Other environmental and social risks	Financial information "Risks"	292 - 298	•
3.6.iii	Risk identification mechanisms	Financial information "Risks"	292 - 298	
3.6.iv	Role of the Board of Directors, or governing body, and senior management	Governance, ethics and risk "Risk management committee"	55	•
3.6.v	Risk management unit	Governance, ethics and risk "Risk and opportunity management"	64 -65	
3.6.vi	Internal audit unit for risk management	Governance, ethics and risk "Risk and opportunity management"	64 -65	
3.6.vii	Code of Ethics or Code of Conduct	Governance, ethics and risk "Best practices"	60 - 63	
3.6.viii	Risk management disclosure and training programs	Governance, ethics and risk "Risk and opportunity management"	64 - 67	

	Chapter	Page	Verification	
3.6.ix	Whistleblowing channel	Governance, ethics and risk "Risk and opportunity management"	64 - 67	
3.6.x	Succession plan	Governance, ethics and risk "Risk and opportunity management"	64 - 67	
3.6.xi	Board procedures for reviewing compensation structures	Governance, ethics and risk "Key executives"	58	
3.6.xii	Procedures for reviewing compensation structures for shareholders	Governance, ethics and risk "Key executives"	58	
3.6.xiii	Crime prevention model	Governance, ethics and risk "Crime prevention model"	61	
3.7.i	Stakeholder relations unit	Strategy and growth "Our stakeholders: A relationship that is strengthened"	37 - 39	
3.7.ii	Improvement of information disclosure procedures	Strategy and growth "Our stakeholders: A relationship that is strengthened"	37 - 39	
3.7.iii	Procedure to inform the shareholders' meeting about the capabilities and characteristics of directors	Governance, ethics and risk "Board of Directors"	50 - 51	
3.7.iv	Remote participation of shareholders	Governance, ethics and risk "Board of Directors"	50 -51	
4. Strategy				
4.1	Time horizons	Strategy and growth "Global megatrends" Governance, ethics and risk "Climate-related financial disclosure (TCFD)"	29 - 31; 66	
4.2	Strategic objectives	Strategy and growth "Our corporate strategy"; "Corporate sustainability objectives"; "Corporate sustainability targets"	32 - 36	
4.3	Investment plans	ARAUCO Today: Purpose, scale and contribution "Our projects: growth aligned with megatrends"	22 - 25	
5. People				
5.1.1	Number of people by gender	Financial Report "Workforce" (table: Workforce by job category and gender)	299	•
5.1.2	Number of people by nationality	Financial Report "Workforce" (table: Workforce by nationality, job category and gender)	300 -301	•
5.1.3	Number of people by age range	Financial Report "Workforce" (table: Workforce by age range, job category and gender)	302	•
5.1.4	Employee tenure	Financial Report "Workforce" (table: Workforce by tenure, job category and gender)	303	•

	Capítulo	Página	Verificación
5.1.5	Number of people with disabilities	Commitment to our people “Diversity, inclusion and non-discrimination” (table: Number of people with disabilities by job type)	113
5.2	Employment formality	Commitment to our people “Our employees” Financial Report “Workforce” (table: Employment formality by gender)	101; 304 •
5.3	Labor adaptability	Commitment to our people “Our employees” Financial Report “Workforce” (table: Number of people by work schedule type and gender, and labor adaptability; Remote work adaptability)	101; 304 •
5.4.1	Equity policy	Commitment to our people “Our gender agenda”; “Diversity, inclusion and non-discrimination”	111 - 116
5.4.2	Pay gap	Commitment to our people “Our gender agenda” (table: Pay gap by job category)	111 •
5.5	Workplace and sexual harassment	Commitment to our people “Measures on sexual and workplace harassment”	113 - 116 •
5.6	Occupational safety	“Occupational health and safety: always first”	119 •
5.7	Parental leave	Commitment to our people “Our gender agenda” Financial Report “Workforce” (table: Number of people who took parental leave by job type and gender; Average number of days taken during the year, statutory and additional, by job type and gender)	111; 304
5.8	Training and benefits	Commitment to our people “New skills for the future”; “Talent attraction and retention”; “Work environment and well-being”; “Collaborative engagement”	102 – 110; 117 – 118; 125 -126
5.8.i	Amount of monetary resources and percentage of total annual revenue	Commitment to our people “New skills for the future”	102
5.8.ii	Total trained personnel	Commitment to our people “New skills for the future” (table: trained employees as of December 31, 2025)	106

	Chapter	Page	Verification
5.8.iii	Average annual training hours	Commitment to our people “New skills for the future” (table: Average annual training hours by gender and job category, year 2025)	106
5.8.iv	Training topics	Commitment to our people “New skills for the future”	102
5.9	Subcontracting policy	Commitment to our people “Collaborative engagement”; “Contractors” Commitment to society “Ensuring a responsible supply chain”	127; 202
6. Business model			
6.1	Industry sector	Financial Report “Description of the industry sector”	256 -257
6.1.i	Nature of products and/or services	Financial Report “Description of the industry sector”	256 -257
6.1.ii	Competition	Financial Report “Competition”	257
6.1.iii	Legal or regulatory framework	Financial Report “Regulatory framework”	258 - 261
6.1.iv	National or foreign regulatory entities	Financial Report “Regulatory framework”	258 - 261
6.1.v	Main stakeholders	Strategy and growth “Our stakeholders: A relationship that is strengthened”	37 -39
6.1.vi	Affiliations	Commitment to society “Memberships” Financial Report “Associations and trade groups”	207; 303 - 304
6.2	Business	Business and renewable solutions Financial Report “Entity-owned patents”	78 – 97; 288 - 289
6.2.i	Goods produced and/or services provided and markets	Business and renewable solutions “Our products”	79 - 81
6.2.ii	Sales channels and distribution methods	Governance, ethics and risk “Customer relations”	68 - 70
6.2.iii	Number of suppliers that individually represent at least 10% of total purchases	Commitment to society “Ensuring a responsible supply chain” (under 2025 progress)	202
6.2.iv	Number of customers that individually represent at least 10% of segment revenue	Governance, ethics and risk “Customer relations” (under actions and measures)	70
6.2.v	Main brands used	Business and renewable solutions “Our products”	80
6.2.vi	Entity-owned patents	Financial Report “Entity-owned patents”	288 - 289
6.2.vii	Main licenses, franchises, royalties and/or concessions owned by the entity	Financial Report “Entity-owned patents”	288 - 289
6.2.viii	Other external factors relevant to the development of the entity’s business	Business and renewable solutions “Our products”	79 - 81

	Chapter	Page	Verification
6.3	Stakeholders	Strategy and growth "Our stakeholders: A relationship that is strengthened" (table: Effective communication: engagement and communication channels)	39
6.4	Properties and facilities	ARAUCO Today: Purpose, scale and contribution "ARAUCO in the world"	12 - 13
6.4.i	Most relevant characteristics of main properties	ARAUCO Today: Purpose, scale and contribution "ARAUCO in the world"	12 - 13
6.4.ii	Concession areas and/or land owned	Business and renewable solutions "Responsible forest management" (table: Distribution of forest assets by use (thousand hectares as of December 2025))	83
6.4.iii	Characteristics of property	Business and renewable solutions "Responsible forest management" (table: Forest assets by ownership category (hectares))	83
6.5.1	Subsidiaries and associates	Financial Report "Subsidiaries, associates and information on other companies"	265 - 285
6.5.1.i	Identification	Financial Report "Subsidiaries and associates"	265 - 280
6.5.1.ii	Subscribed and paid-in capital	Financial Report "Subsidiaries and associates"	265 - 280
6.5.1.iii	Corporate purpose	Financial Report "Subsidiaries and associates"	265 - 280
6.5.1.iv	Directors and management	Financial Report "Subsidiaries and associates"	265 - 280
6.5.1.v	Parent company ownership percentage	Financial Report "Subsidiaries and associates"	265 - 280
6.5.1.vi	Investment percentage	Financial Report "Subsidiaries and associates"	265 - 280
6.5.1.vii	Positions held by key executives	Financial Report "Subsidiaries and associates"; "List of directors, general manager or key executives of the parent or investing entity holding such positions in the subsidiary or associate"	284 - 280
6.5.1.viii	Business relationships	Financial Report "Subsidiaries and associates"	265 - 280
6.5.1.ix	Acts and contracts	Financial Report "Acts and contracts entered into with subsidiaries or associates"	285
6.5.1.x	Corporate structure	Financial Report "ARAUCO corporate structure"	263
6.5.2	Investments in other companies	Financial Report "Investments in other companies"	280 - 283
6.5.2.i	Identification and legal nature	Financial Report "Investments in other companies"	280 - 283
6.5.2.ii	Ownership percentage	Financial Report "Investments in other companies"	280 - 283
6.5.2.iii	Description of main activities	Financial Report "Investments in other companies"	280 - 283
6.5.2.iv	Percentage of total assets of the investments	Financial Report "Investments in other companies"	280 - 283
7. Supplier management			
7.1	Payments to suppliers	Commitment to society "Ensuring a responsible supply chain" (table: Payments to suppliers by payment term)	203

	Chapter	Page	Verification
7.1.i	Number of invoices paid	Commitment to society "Ensuring a responsible supply chain" (table: Payments to suppliers by payment term)	203
7.1.ii	Total amount of invoices paid	Commitment to society "Ensuring a responsible supply chain" (table: Payments to suppliers by payment term)	203
7.1.iii	Total amount of interest for late payment of invoices	Commitment to society "Ensuring a responsible supply chain" (table: Payments to suppliers by payment term)	203
7.1.iv	Number of suppliers	Commitment to society "Ensuring a responsible supply chain" (table: Payments to suppliers by payment term)	203
7.1.v	Number of agreements registered in the Registry of Agreements with Exceptional Payment Terms maintained by the Ministry of Economy, when applicable	Commitment to society "Ensuring a responsible supply chain" (under 2025 Progress)	202
7.2	Supplier evaluation	Commitment to society "Ensuring a responsible supply chain" (table: Number of suppliers evaluated in Chile)	203
8. Legal and regulatory compliance			
8.1	In relation to customers	Governance, ethics and risk "Procedures for prevention and detection of non-compliance" Financial Report "Legal compliance"	63; 262
8.2	In relation to employees	Governance, ethics and risk "Procedures for prevention and detection of non-compliance" Financial Report "Legal compliance"	63; 262
8.3	Environmental	Governance, ethics and risk "Procedures for prevention and detection of non-compliance" Financial Report "Legal compliance"	63; 262
8.4	Free competition	Governance, ethics and risk "Procedures for prevention and detection of non-compliance" Financial Report "Legal compliance"	63; 262
8.5	Other	Governance, ethics and risk "Procedures for prevention and detection of non-compliance" Financial Report "Legal compliance"	63; 262
9. Sustainability			
9.1	SASB metrics	SASB Wood Products; SASB Pulp and Paper Products; and SASB Forest Management	232 - 237
9.2	Independent verification	Financial Report "External assurance"	305
10. Material or significant events			
Financial Report "Material events"			
11. Shareholder and Board committee comments			
Governance, ethics and risk "Board of Directors"			
12. Financial statements			
Governance, ethics and risk "Globalization and efficiency"			

GRI CONTENT INDEX

Statement of use	ARAUCO has prepared this report in accordance with the GRI Standards for the period from January 1 to December 31, 2025.
GRI 1 used	GRI 1: Foundation 2021

GRI STANDARD / OTHER SOURCE	DISCLOSURE	LOCATION	COMMENTS	PAGE NUMBER	VERIFICATION
General disclosures					
GRI 2: General Disclosures 2021	2-1 Organizational details	ARAUCO Today: Purpose, scale and contribution "ARAUCO in the world" Financial Report "Entity identification"; "Corporate purpose"		12 - 13; 252 - 253	•
	2-2 Entities included in the sustainability reporting	Strategy and growth "About our report" Financial Report "ARAUCO corporate structure"		43; 263	•
	2-3 Reporting period, frequency and contact point	Strategy and growth "About our report" Financial Report "Entity identification"		43; 252	•
	2-4 Restatements of information		There were no restatements of information from previous reports.		
	2-5 External assurance	Financial Report "External assurance"		305	•
	2-6 Activities, value chain and other business relationships	Strategy and growth "Global megatrends"; "Our corporate strategy"; "Our strategic pillars" Business and renewable solutions Commitment to society "Ensuring a responsible supply chain"		29 - 33; 78 - 97; 202 - 205	
	2-7 Employees	Commitment to our people Financial Report "Workforce"	All employee information was prepared in accordance with the requirements of General Rule No. 461 of the Chilean Financial Market Commission.	100 - 118; 297 - 302	
	2-8 Workers who are not employees	Commitment to our people "Contractors"		127	

GRI STANDARD / OTHER SOURCE	DISCLOSURE	LOCATION	COMMENTS	PAGE NUMBER	VERIFICATION
General disclosures					
	2-9 Governance structure and composition	Governance, ethics and risk "Corporate governance"; "Board of Directors"; "Key executives"		47 - 59	
	2-10 Nomination and selection of the highest governance body	Governance, ethics and risk "Board of Directors"		50 - 51	
	2-11 Chair of the highest governance body	Governance, ethics and risk "Board of Directors"		49	
	2-12 Role of the highest governance body in overseeing the management of impacts	Governance, ethics and risk "Board committees"; "Sustainability governance at ARAUCO"; "Climate-related financial disclosure (TCFD)"		54 - 55; 59; 66	
	2-13 Delegation of responsibility for managing impacts	Governance, ethics and risk "Board committees"; "Sustainability governance at ARAUCO"; "Climate-related financial disclosure (TCFD)"		54 - 55; 59; 66	
	2-14 Role of the highest governance body in sustainability reporting	Governance, ethics and risk "Board committees"; "Best practices"; "Sustainability governance at ARAUCO"; "Climate-related financial disclosure (TCFD)"		54 - 55; 59; 66	
	2-15 Conflicts of interest	Governance, ethics and risk "Board committees"; "Corporate best practices"		54 - 55; 60 - 65	
	2-16 Communication of concerns	Governance, ethics and risk "Board committees"		54 - 55	
	2-17 Collective knowledge of the highest governance body	Governance, ethics and risk "Board of Directors" (table: Board skills matrix)		52 - 53	
	2-18 Evaluation of the performance of the highest governance body	Governance, ethics and risk "Board performance"		50 - 51	
	2-19 Remuneration policies	Governance, ethics and risk "Compensation"		57	

GRI STANDARD / OTHER SOURCE	DISCLOSURE	LOCATION	COMMENTS	PAGE NUMBER	VERIFICATION
		General disclosures			
	2-20 Process to determine remuneration	Governance, ethics and risk "Compensation"; "Senior management compensation" Commitment to our people "Compensation and benefits"		57; 59	
	2-21 Annual total compensation ratio	Commitment to our people "Our gender agenda" (table: Pay gap by job category)	ARAUCO calculates the compensation ratio between men and women according to different job categories.	111	
	2-22 Statement on sustainable development strategy	ARAUCO Today: Purpose, scale and contribution "Chairman's letter"		6 - 8	
	2-23 Commitments and policies	Governance, ethics and risk "Best practices"		60 - 65	
	2-24 Embedding of commitments and policies	Governance, ethics and risk "Best practices"		60 - 65	
	2-25 Processes to remediate negative impacts	Strategy and growth "Commitment to Human Rights" Governance, ethics and risk "Best practices" Commitment to society "Community, participation and dialogue"; "Mapuche engagement" Commitment to the planet		40 - 42; 60 - 65; 188 - 203; 130 - 183	
	2-26 Mechanisms for seeking advice and raising concerns	Strategy and growth "Commitment to Human Rights" Governance, ethics and risk "Best practices"		40 - 42; 60 - 65	
	2-27 Compliance with laws and regulations	Financial Report "Regulatory framework"; "Legal compliance"		258 - 262	

GRI STANDARD / OTHER SOURCE	DISCLOSURE	LOCATION	COMMENTS	PAGE NUMBER	VERIFICATION
		General disclosures			
	2-28 Membership associations	Commitment to society "Corporate commitments with external initiatives"; "Memberships" Financial Report "Associations and trade groups"		207; 303 - 304	
	2-29 Approach to stakeholder engagement	Strategy and growth "Our stakeholders: A relationship that is strengthened"; "Commitment to Human Rights"		37 - 42	
	2-30 Collective bargaining agreements	Commitment to our people "Collaborative engagement"		125 - 126	
		Material Topics			
GRI 3: Material Topics 2021	3-1 Process to determine material topics	Strategy and growth "We conduct materiality analysis to prioritize"		34	
	3-2 List of material topics	Strategy and growth "We conduct materiality analysis to prioritize" (chart: Materiality matrix)		34	
	3-3 Management of material topics	Strategy and growth "Corporate sustainability objectives"; "Corporate sustainability targets"		34 - 36	
GRI 200: Economic Standards Series					

ESTÁNDAR GRI / OTRA FUENTE	DISCLOSURE	LOCATION	COMMENTS	PAGE NUMBER	VERIFICATION
Taxes					
GRI 207: Taxes 2019	207-1 Approach to taxes	Commitment to society “Contribution to society through taxes”		208 - 209	
	207-2 Governance, control, and risk management of taxes	Commitment to society “Contribution to society through taxes”		208 - 209	
	207-3 Stakeholder engagement and management of tax-related concerns	Commitment to society “Contribution to society through taxes”		208 - 209	
	207-4 Country-by-Country reporting	Commitment to society “Contribution to society through taxes” (table: Distribution of revenue, number of employees, and tax payments, Fiscal Year 2023)		209	
GRI 300: Environmental Topics					
Energy					
GRI 302: Energy 2016	302-1 Energy consumption within the organization	Commitment to the planet “Energy management”		172	
	302-2 Energy consumption outside the organization	Commitment to the planet “Energy management”		172	
	302-3 Energy intensity		Information not available.		
	302-4 Reduction of energy consumption	Strategy and growth “Corporate sustainability targets” Commitment to the planet “Energy management”		36; 172 - 174	
	302-5 Reduction of energy requirements of products and services		Information not available.		

ESTÁNDAR GRI / OTRA FUENTE	DISCLOSURE	LOCATION	COMMENTS	PAGE NUMBER	VERIFICATION
Water and effluents					
GRI 303: Water and Effluents	303-1 Interaction with water as a shared resource	Commitment to the planet “Water management”; “Water management and consumption”		153- 155; 174 - 180	
	303-2 Management of water discharge-related impacts	Commitment to the planet “Water management and consumption”; “Spills”		174 - 180	
	303-3 Water withdrawal	Commitment to the planet “Water management and consumption” (table: Water withdrawal, discharge, and consumption)		175	
	303-4 Water discharge	Commitment to the planet “Water management and consumption” (table: Water withdrawal, discharge, and consumption); “Spills”		175; 178	
	303-5 Water consumption	Commitment to the planet “Water management and consumption” (table: Water withdrawal, discharge, and consumption)		175	
Biodiversity					
GRI 304: Biodiversity 2016	304-1 Operational sites owned, leased or managed in, or adjacent to, protected areas and areas of high biodiversity value outside protected areas	Renewable solutions “Our business” (table: Distribution of forest assets by use)	The scope corresponds to ARAUCO’s own forests. ARAUCO’s approach is to create protected areas adjacent to or even within its forest and plantation areas. This means that 100% of forest operations are located near high-value areas.	83	
	304-2 Significant impacts of activities, products and services on biodiversity	Commitment to the planet “Sustainable Forest management”	The scope corresponds to ARAUCO’s own forests.	137 - 163	
	304-3 Habitats protected or restored	Commitment to the planet “Sustainable Forest management”	The scope corresponds to ARAUCO’s own forests.	137 - 163	

GRI STANDARD / OTHER SOURCE	DISCLOSURE	LOCATION	COMMENTS	PAGE NUMBER	VERIFICATION
	304-4 IUCN Red List species and national conservation list species with habitats in areas affected by operations	Biodiversity Commitment to the planet “Sustainable forest management” (table: Number of species included in the IUCN Red List and national conservation lists observed within ARAUCO’s forest assets)	The scope corresponds to ARAUCO’s own forests.	143	
		Emissions			
GRI 305: Emissions 2016	GHG emissions Direct (Scope 1)	Commitment to the planet “Committed to climate action” (table: ARAUCO carbon footprint)		135	•
	GHG emissions Energy indirect (Scope 2)	Commitment to the planet “Committed to climate action” (table: ARAUCO carbon footprint)		135	•
	GHG emissions Other indirect (Scope 3)	Commitment to the planet “Committed to climate action” (table: ARAUCO carbon footprint)		135	•
	GHG emissions intensity	Commitment to the planet “Committed to climate action”		134 - 136	
	Reduction of GHG emissions	Strategy and growth “Corporate sustainability targets” Commitment to the planet “ABC+ Plan”; “Committed to climate action”		35; 130 - 136	
	Other significant emissions	Commitment to the planet “Air emissions and air quality”		181 - 182	

GRI STANDARD / OTHER SOURCE	DISCLOSURE	LOCATION	COMMENTS	PAGE NUMBER	VERIFICATION
		Effluents and waste			
GRI 306: Efluentes y residuos 2016	306-1 Water discharge by quality and destination	Commitment to the planet “Water management and consumption” (table: Water withdrawal, discharge, and consumption)		175	
	306-2 Waste by type and disposal method	Commitment to the planet “Materials, chemicals and waste” (table: Waste by type and disposal method)		168	
	306-3 Significant spills	Commitment to the planet “Spills”		178	
	306-4 Transport of hazardous waste	Commitment to the planet “Materials, chemicals and waste” (table: Waste by type and disposal method)		168	•
	306-5 Water bodies affected by water discharges and/or runoff	Commitment to the planet “Water management and consumption”; “Wastewater treatment”; “Spills”		174 - 180	•
		Employment			
GRI 401: Employment 2016	401-1 New employee hires and employee turnover	Commitment to our people “Talent attraction and retention” (tables: Hiring; Internal mobility)		107 - 108	
	401-2 Benefits provided to full-time employees that are not provided to temporary or part-time employees	Commitment to our people “Work environment and well-being”		117 - 118	
	401-3 Parental leave	Commitment to our people “Our gender agenda” Financial Report “Workforce” (table: Parental leave)		111; 302	

GRI STANDARD / OTHER SOURCE	DISCLOSURE	LOCATION	COMMENTS	PAGE NUMBER	VERIFICATION
Occupational health and safety					
GRI 403: Occupational Health and Safety 2018	403-1 Occupational health and safety management system	Commitment to our people	“Occupational health and safety: always first”	119 - 124	
	403-2 Hazard identification, risk assessment and incident investigation	Commitment to our people	“Occupational health and safety: always first”	119 - 124	
	403-3 Occupational health services	Commitment to our people	“Compensation and benefits”; “Work environment and well-being”	118	
	403-4 Worker participation, consultation and communication on occupational health and safety	Commitment to our people	“Occupational health and safety: always first”	119 - 124	
	403-5 Worker training on occupational health and safety	Commitment to our people	“Occupational health and safety: always first”	119 - 124	
	403-6 Promotion of worker health	Commitment to our people	“Occupational health and safety: always first”	119 - 124	
	403-7 Prevention and mitigation of occupational health and safety impacts directly linked through business relationships	Commitment to our people	“Occupational health and safety: always first”	119 - 124	
	403-8 Coverage of the occupational health and safety management system	Commitment to our people	“Work environment and well-being”; “Occupational health and safety: always first”	117 - 124	
	403-9 Work-related injuries	Commitment to our people	“Occupational health and safety: always first”	119 - 124	
	403-10 Work-related ill health	Commitment to our people	“Occupational health and safety: always first”	119 - 124	

GRI STANDARD / OTHER SOURCE	DISCLOSURE	LOCATION	COMMENTS	PAGE NUMBER	VERIFICATION
Diversity and equal opportunity					
GRI 405: Diversity and Equal Opportunity 2016	405-1 Diversity of governance bodies and employees	Commitment to our people	“Our gender agenda”; “Diversity, inclusion and non-discrimination”	111 - 116	
	405-2 Ratio of basic salary and remuneration of women to men	Commitment to our people	“Our gender agenda” (table: Pay gap by job category)	111	
Indigenous peoples' rights					
GRI 411: Indigenous Peoples 2016	411-1 Incidents of violations involving the rights of Indigenous peoples	There were no incidents during 2025. More information in: Strategy and growth	“Our stakeholders: A relationship that is strengthened”; “Commitment to Human Rights”	37 – 42; 200 - 201	
Local communities					
GRI 413: Local Communities 2016	413-1 Operations with local community engagement, impact assessments and development programs	Commitment to society		186 - 209	
	413-2 Operations with significant actual and potential negative impacts on local communities	Commitment to society	There were no significant negative impacts during 2025.	186 - 209	
Supplier social assessment					
GRI 414: Supplier Social Assessment 2016	414-1 New suppliers that were screened using social criteria	Commitment to society	“Ensuring a sustainable value chain”	202 - 206	
	414-2 Negative social impacts in the supply chain and actions taken	Commitment to society	“Ensuring a sustainable value chain”	202 - 206	No existieron impactos negativos significativos durante el 2025.

CLIMATE-RELATED FINANCIAL DISCLOSURE: TASK FORCE ON CLIMATE-RELATED FINANCIAL DISCLOSURES (TCFD)

NCG 461 (3.6.ii)

Recommended disclosure	Location and comments	Page number
I - Governance		
a) Description of the Board of Directors' oversight of climate-related risks and opportunities.	Governance, ethics and risk "Board committees"; "Climate-related financial disclosure (TCFD)"	54 -55; 66
b) Description of management's role in assessing and managing climate-related risks and opportunities.	Governance, ethics and risk "Board committees"; "Sustainability governance at ARAUCO"; "Climate-related financial disclosure (TCFD)"	54 -55; 59; 66
II - Strategy		
a) Description of the climate-related risks and opportunities the organization has identified over the short, medium, and long term.	Governance, ethics and risk "Risk and opportunity management" Financial Report "Risks" (section: Climate-related risks) Commitment to the planet "ABC+ Plan"; "Committed to climate action"	64 - 67; 132 - 137; 295 - 297
b) Description of the impact of climate-related risks and opportunities on the organization's business, strategy, and financial planning.	Strategy and growth "Global megatrends"; "Our corporate strategy" Governance, ethics and risk "Risk and opportunity management" Financial Report "Risks" (section: Climate-related risks) Commitment to the planet "ABC+ Plan"; "Committed to climate action"	29 -32; 64 - 67; 132 - 137; 295 - 297
c) Description of the resilience of the organization's strategy, taking into consideration different climate-related scenarios, including a 2°C or lower scenario.	Governance, ethics and risk "Climate-related financial disclosure (TCFD)" Commitment to the planet "ABC+ Plan"; "Committed to climate action"	66; 132 - 137
III - Risk Management		
a) Description of the organization's processes for identifying and assessing climate-related risks.	Governance, ethics and risk "Risk and opportunity management" Financial Report "Risks" (section: Climate-related risks)	64 - 67; 295 - 297
b) Description of the organization's processes for managing climate-related risks.	Governance, ethics and risk "Risk and opportunity management" Financial Report "Risks" (section: Climate-related risks)	64 - 67; 295 - 297
c) Description of how processes for identifying, assessing, and managing climate-related risks are integrated into the organization's overall risk management.	Governance, ethics and risk "Risk and opportunity management" Financial Report "Risks" (section: Climate-related risks)	64 - 67; 295 - 297
IV - Metrics and Targets		
a) Disclose the metrics used by the organization to assess climate-related risks and opportunities in line with its strategy and risk management process.	Strategy and growth "Corporate sustainability targets" Commitment to the planet "Our main figures, targets and environmental commitments"	35 - 36; 130 - 131
b) Disclose Scope 1, Scope 2, and, if appropriate, Scope 3 greenhouse gas (GHG) emissions, and the related risks.	Commitment to the planet "Committed to climate action"	134 - 135
c) Describe the targets used by the organization to manage climate-related risks and opportunities and performance against targets.	Estrategia y crecimiento "Metas corporativas en sustentabilidad". Compromiso con el planeta	35 - 36; 130 - 183



OWN INDICATORS

Indicator	Description	Section	Page	Verification
AR1	Total water consumption in cubic meters (m ³), broken down by source of withdrawal and consumption in water-stressed areas	Commitment to the Planet "Water management and consumption" (tables: Water withdrawal, discharge, and consumption)	175	•
AR2	Total annual direct emissions of the following air pollutants in tons: (1) NOx (excluding N ₂ O), (2) SOx, (3) particulate matter (PM10), (4) H ₂ S, and (5) volatile organic compounds (VOC)	Commitment to the Planet "Air emissions and air quality" (table: Atmospheric emissions)	181	•
AR3	Total annual investment in Research, Development, and Innovation, in USD	Business and Renewable Solutions "Research, Innovation, and Development"	92	•
AR4	Total social and/or philanthropic investment contributions in USD, broken down by type of contribution and type of initiative	Commitment to Society "Community, participation, and dialogue"	188	•
AR5	Total annual investment in environmental projects and programs, in USD	Commitment to the Planet "Our main figures"	131	•
AR6	Total energy consumption = (a) total non-renewable fuel consumption + (b) total renewable fuel consumption + (c) electricity / heating / cooling / steam consumption + self-generation not consumed - (d) sale of electricity / heating / cooling / steam	Commitment to the Planet "Energy management" (table: Energy consumption)	172	•
AR7	Number and area (hectares) of operational sites that have been assessed to determine potential impacts on biodiversity, that have identified impacts/exposures, and that have management plans in place	Commitment to the Planet "Research and development" (table: Biodiversity impact assessment for own operational sites)	162	•
AR8	% of employees with the highest level of engagement or favorability in the climate survey	Commitment to Our People "Organizational climate" (table: Organizational climate survey)	117	•

SASB

NCG 461 (9.1)

SASB WOOD PRODUCTS

Sustainability Disclosure Topics and Accounting Metrics

TOPIC	ACCOUNTING METRIC	CATEGORY	CODE	RESPONSE	PAGE NUMBER	VERIFICATION
Energy management	(1) Total energy consumed. (2) Percentage grid electricity. (3) Percentage from biomass. (4) Percentage from other renewable energy.	Quantitative	CG-BF-130a.1	(1) 16,436,019 (2) 56.4% (3) 43.6% (4) 12.8% More information in: Commitment to the planet “Energy management” (table: Energy consumption)	172	•
Chemicals management in products	Discussion of processes to assess and manage risks and/or hazards associated with chemicals in products.	Discussion and analysis	CG-BF-250a.1	Commitment to the planet “Materials, chemicals and waste”	167 - 171	•
	Percentage of products that meet volatile organic compound (VOC) content and emissions standards	Quantitative	CG-BF-250a.2	100% More information in: Commitment to the planet “Air emissions and air quality” (table: Air emissions)	181	•
Lifecycle management and environmental impacts of products	Description of efforts to manage product lifecycle impacts and meet demand for sustainable products	Discussion and analysis	CG-BF-410a.1	Strategy and growth “Global megatrends”; “Our corporate strategy”; “Corporate sustainability objectives”; “Corporate sustainability targets” Commitment to the planet “Our main figures, targets and environmental commitments”; “The ABC+ Plan”; “Committed to climate action”; “Materials, chemicals and waste”	29 – 36; 130 -136;167 -171	•
	(1) Weight of end-of-life material recovered. (2) Percentage of recovered material recycled.	Quantitative	CG-BF-410a.2	(1) 209,611.4 (2) 92% More information in: Commitment to the planet “Materials, chemicals and waste” (tables: Waste recovery; Waste by type and disposal method)	168	•

Sustainability Disclosure Topics and Accounting Metrics

TOPIC	ACCOUNTING METRIC	CATEGORY	CODE	RESPONSE	PAGE NUMBER	VERIFICATION
Supply chain management	Percentage of wood fiber sourced from: (1) Third-party certified forests and percentage by standard. (2) Other standards related to fiber sourcing and percentage by standard. Note: Certified fiber information is not disaggregated by business, as its management, control, and traceability are centralized through the forestry business.	Quantitative	CG-BF-430a.1	(1) 16,168,899 tons under FSC, equivalent to 98% of total own-sourced raw material, and 10,804,854 tons under PEFC, equivalent to 66%. (2) 5,220,565 tons under FSC, equivalent to 96% of total third-party sourced raw material, and 1,394,300 tons under PEFC, equivalent to 9%. More information in: Commitment to society “Ensuring a responsible supply chain” (table: % of raw material sourced from certified forests)	205	•

Activity Metrics

ACTIVITY METRIC	CODE	RESPONSE	PAGE NUMBER	VERIFICATION
Annual production	CG-BF-000.A	7,618 thousand m ³ More information in: Business and renewable solutions “Wood products” (table: Production by product type)	89	•
Production facility area	CG-BF-000.B	27 panel mills, 2 plywood mills and seven sawmills More information in: ARAUCO Today: Purpose, scale and contribution “ARAUCO in the world”	12 - 13	•

SASB PULP AND PAPER PRODUCTS

Sustainability Disclosure Topics and Accounting Metrics

TOPIC	ACCOUNTING METRIC	CATEGORY	CODE	RESPONSE	PAGE NUMBER	VERIFICATION
Greenhouse gas emissions	Gross global Scope 1 emissions	Quantitative	RR-PP-110a.1	1,493,730 More information in: Commitment to the planet “Committed to climate action” (table: ARAUCO carbon footprint)	135	•
	Discussion of long- and short-term strategy or plan to manage Scope 1 emissions, emission reduction targets, and analysis of performance against those targets	Discussion and analysis	RR-PP-110a.2	Strategy and growth “Corporate sustainability targets” Commitment to the planet “Our main figures, targets and environmental commitments”; “The ABC+ Plan”; “Committed to climate action” (table: ARAUCO carbon footprint)	35 – 36; 130 - 136	•
Air quality	Air emissions of the following pollutants: (1) NOx (excluding N ₂ O) (2) SO ₂ (3) Volatile organic compounds (VOC) (4) Particulate matter (PM) (5) Hazardous air pollutants (HAP)	Quantitative	RR-PP-120a.1	(1) 9,848.7 (2) 5,604.0 (3) 0 (4) 894.0 (5) 0 More information in: Commitment to the planet “Air emissions and air quality” (table: Air emissions)	181	•
Energy management	(1) Total energy consumed (2) Percentage grid electricity (3) Percentage from biomass (4) Percentage from other renewable energy	Quantitative	RR-PP-130a.1	(1) 155,197,417 (2) 24.1% (3) 75.9% (4) 0% More information in: Commitment to the planet “Energy management” (table: Energy consumption)	172	•
Water management	(1) Total water withdrawn (2) Total water consumed, percentage of each in regions with high or extremely high baseline water stress.	Quantitative	RR-PP-140a.1	(1) 171,411,236 (2) 23,253,042 (a) 18% (b) 15% More information in: Commitment to the planet “Water management and consumption” (tables: Water withdrawal, discharge and consumption; Water stress)	175	•
	Description of water management risks and discussion of strategies and practices to mitigate them	Discussion and analysis	RR-PP-140a.2	Commitment to the planet “Water management and consumption”	174 - 180	•

Sustainability Disclosure Topics and Accounting Metrics

TOPIC	ACCOUNTING METRIC	CATEGORY	CODE	RESPONSE	PAGE NUMBER	VERIFICATION
Gestión de la cadena de suministro	Percentage of wood fiber sourced from: (1) Third-party certified forests and percentage by standard (2) Other standards related to fiber sourcing and percentage by standard Note: Certified fiber information is not disaggregated by business, as its management, control, and traceability are centralized through the forestry business.	Quantitative	RR-PP-430a.1	(1) 16,168,899 tons under FSC, equivalent to 98% of total own-sourced raw material, and 10,804,854 tons under PEFC, equivalent to 66% (2) 5,220,565 tons under FSC, equivalent to 96% of total third-party sourced raw material, and 1,394,300 tons under PEFC, equivalent to 9% More information in: Commitment to society “Ensuring a responsible supply chain” (table: % of raw material sourced from certified forests)	205	•
	Amount of recycled and recovered fiber sourced	Quantitative	RR-PP-430a.2	We do not use post-consumer recycled fiber in the pulp business, as its production process requires high-quality virgin fiber sourced from forest-based wood. The use of post-consumer fiber is typical of paper and cardboard manufacturing, which are not part of the company's business. More information in: Commitment to the planet “Materials, chemicals and waste” (tables: Waste recovery; Waste by type and disposal method)	168	•

Activity Metrics

ACTIVITY METRIC	CODE	RESPONSE	PAGE NUMBER	VERIFICATION
Pulp production	RR-PP-000.A	4,628 thousand ADT More information in: Business and renewable solutions “Pulp” (table: Pulp production by product type)	84	•
Paper production	RR-PP-000.B	Not applicable		•
Total wood fiber sourced	RR-PP-000.C	23.4 million m ³ ssc More information in: Commitment to society “Ensuring a responsible supply chain” (table: % of raw material sourced from certified forests)	205	•

Note: Wood fiber sourcing information is not disaggregated by business, as its management, control, and traceability are centralized through the forestry business.

SASB FOREST MANAGEMENT

Sustainability Disclosure Topics and Accounting Metrics

TOPIC	ACCOUNTING METRIC	CATEGORY	CODE	RESPONSE	PAGE NUMBER	VERIFICATION
Ecosystem services and impacts	Area of forest certified to a third-party forest management standard; percentage certified to each standard	Quantitative	RR-FM-160a.1	1,518,690 (81%) hectares (3,752,765 acres) FSC certified and 1,410,407 (75%) hectares (3,485,192 acres) PEFC certified More information in: Our products "Product labeling and certifications" (table: Distribution of forest assets and certified coverage as of December 31, 2025)	97	•
	Area of forest with protected conservation status	Quantitative	RR-FM-160a.2	490,134 ha More information in: Our products "Product labeling and certifications" (table: Distribution of forest assets and certified coverage as of December 31, 2025)	97	•
	Area of forest in endangered species habitat	Quantitative	RR-FM-160a.3	120,061 ha More information in: Commitment to the planet "Sustainable forest management" (table: Native forest and High Conservation Value areas)	145	•
	Description of approach to optimizing opportunities from ecosystem services provided by forests	Discussion and analysis	RR-FM-160a.4	Commitment to the planet "Sustainable forest management"	137 - 163	•
Indigenous peoples' rights	Area of forestland in indigenous territories	Quantitative	RR-FM-210a.1	0 hectares More information in: Strategy and growth "Commitment to human rights" (section: Indigenous peoples)	42	•
	Description of engagement processes and due diligence practices related to human rights, indigenous rights, and local communities	Discussion and analysis	RR-FM-210a.2	Strategy and growth "Commitment to human rights"	40 - 42	•
Climate change adaptation	Description of strategy to manage risks and opportunities associated with climate change impacts on forest management and timber production	Discussion and analysis	RR-FM-450a.1	Commitment to the planet "Our main figures, targets and environmental commitments"; "The ABC+ Plan"; "Committed to climate action"; "Sustainable forest management" More information in: Climate-related financial disclosure	130 - 163	•

Activity Metrics

ACTIVITY METRIC	CATEGORY	CODE	RESPONSE	PAGE NUMBER	VERIFICATION
Forest area owned, leased, or managed by the entity	Quantitative	RR-FM-000.A	1,878,120 hectares (4,640,936 acres) More information in: Business and renewable solutions (tables: Forest assets 2025 by ownership category)	83	•
Total standing timber inventory	Quantitative	RR-FM-000.B	161,861,789 m ³ More information in: Business and renewable solutions "Our businesses: Forestry, pulp and energy"	83	•
Volume of timber harvested	Quantitative	RR-FM-000.C	17.9 million m ³ ssc More information in: Business and renewable solutions (table: Timber harvest and purchases)	83	•



FINANCIAL REPORT

MATERIAL EVENTS

NCG 461 (10)

Exhibit 99.1



MATERIAL FACT (“HECHO ESENCIAL”)

Celulosa Arauco y Constitución S.A.

Santiago (Chile), April 30th, 2025

Messrs.
Commission for the Financial Market
(*Comisión para el Mercado Financiero*)

Dear Sirs:

The undersigned, on behalf of Celulosa Arauco y Constitución S.A., (the “Company” or “Arauco”), a corporation (*sociedad anónima*) domiciled in the Metropolitan Region of Chile, at Avenida El Golf No. 150, 14th Floor, commune of Las Condes, and duly authorized by its Board of Directors, hereby provides the following material information regarding the Company, its business, its publicly offered securities, or any offering thereof, pursuant to the provisions of Article 9 and second paragraph of Article 10, both of Law No. 18,045, and Regulation of General Application (*Norma de Caracter General*) No. 30, issued by this Commission for the Financial Market (*Comisión para el Mercado Financiero*):

As of the date hereof, Celulosa Arauco y Constitución S.A. has finalized the pricing and terms of a series of bonds designated as “sustainable” (i.e. related to environmental and social projects), which will be issued in the United States of America on May 5th, 2025, and will mature in seven-years (the “Bonds”).

The total issuance amounts to US\$500,000,000 (five hundred million United States dollars), bearing an interest rate of 6.18% per annum. The principal will be paid at maturity, while interest payments will be made on a semi-annual basis.

The net proceeds resulting from the issuance will be used for general corporate purposes of the Company, which may include the partial financing of the pulp mill construction project to be developed in the state of Mato Grosso do Sul, Brazil - known as the Sucuriú Project- and/or the refinancing of Arauco’s existing debt.




In addition, Arauco will allocate an amount equal to the net proceeds from such issuance and offering to finance and/or refinance, in whole or in part, one or more eligible green and social projects of the Company or any of its subsidiaries and/or affiliates (the “Eligible Projects”), selected in accordance with Arauco’s Sustainable Financing Framework, which is publicly available on the Company’s website.

The Eligible Projects may include (i) projects with disbursements made within the 24 months prior to the issuance date of the Bonds; and (ii) projects with disbursements to be made after such issuance date, up to and including the maturity date of the Bonds.

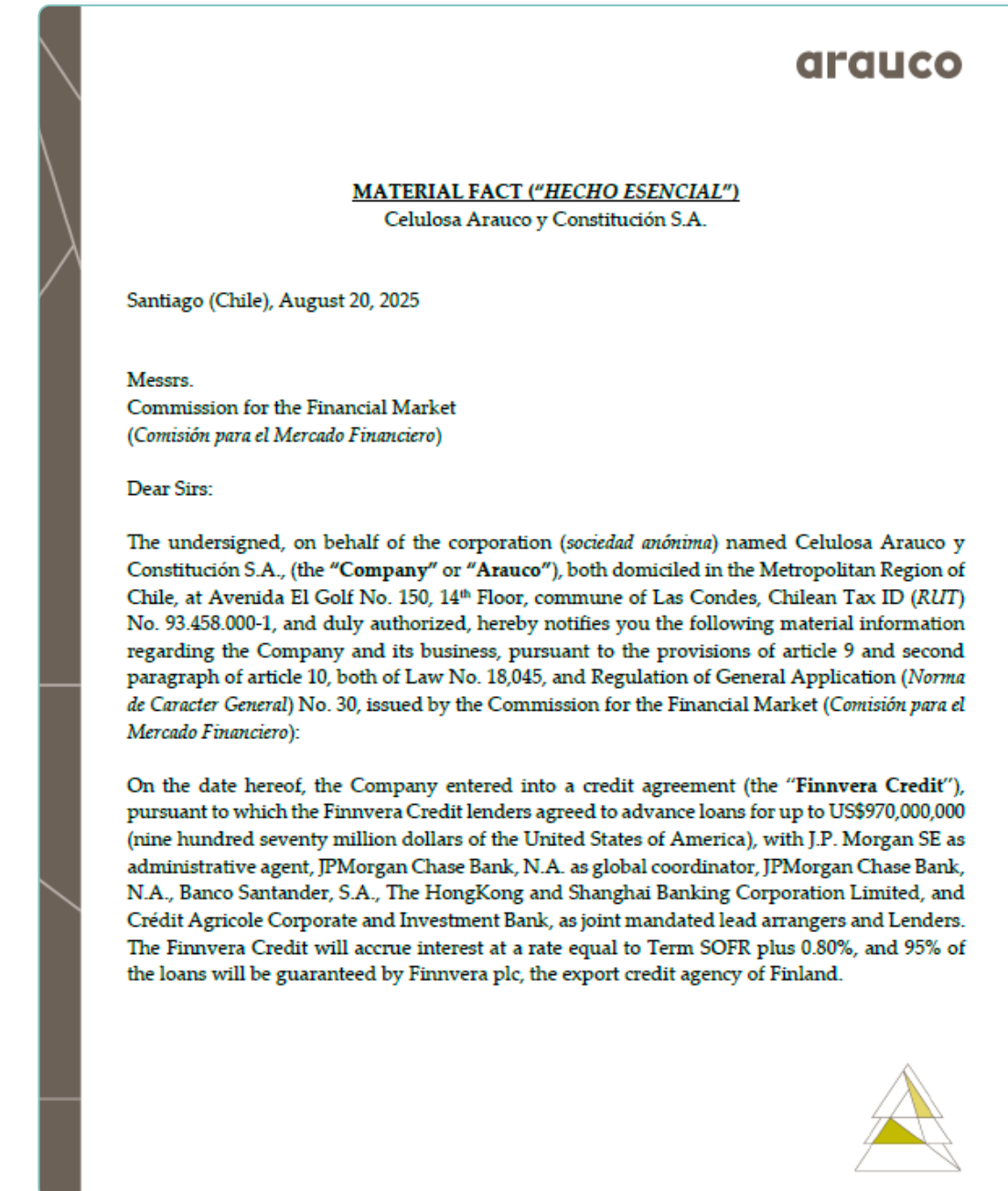
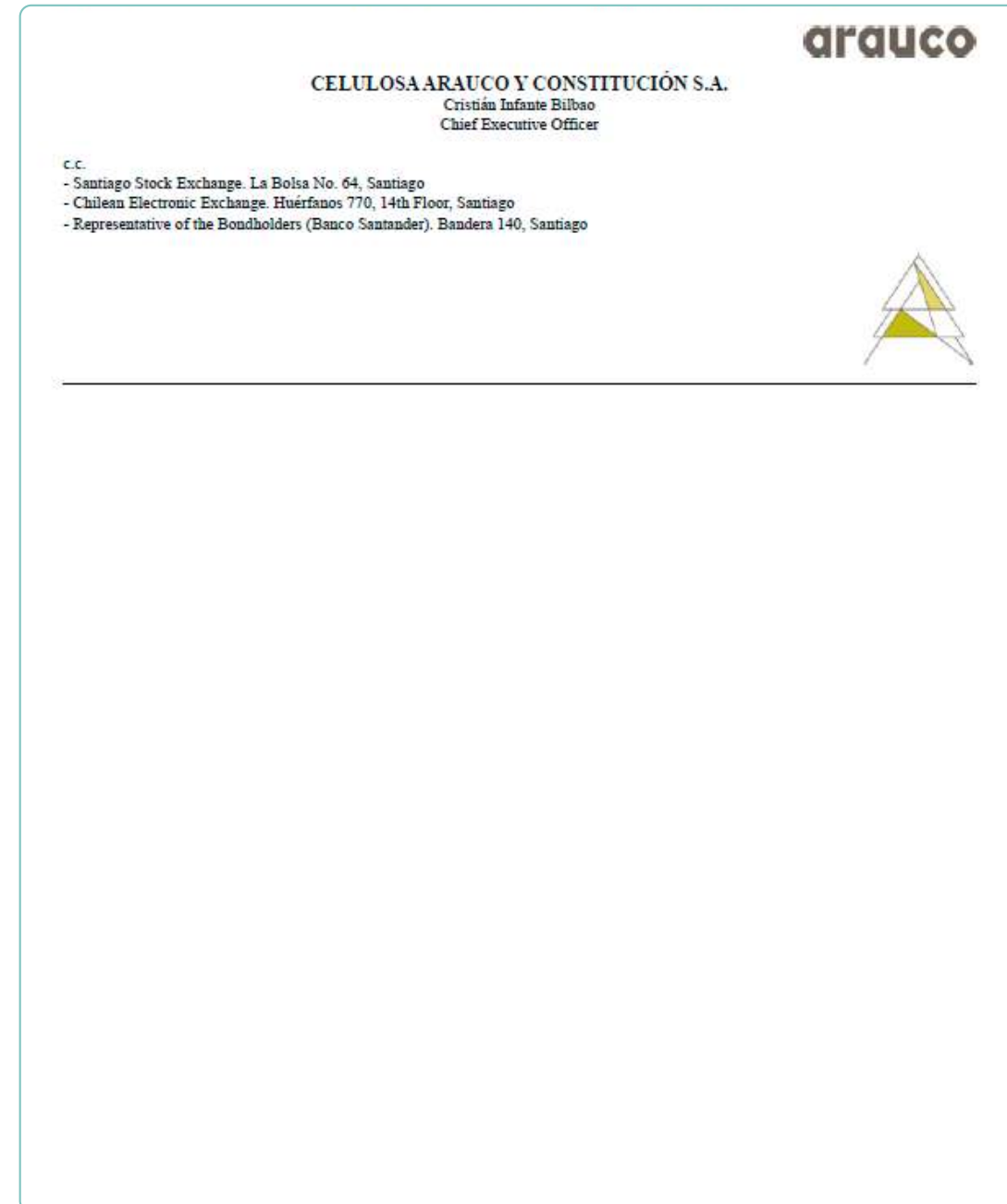
In accordance with the provisions of Circular Letter (*Circular*) No. 1072 dated May 14, 1992, issued by the Superintendency of Securities and Insurance (now the Commission for the Financial Market) please find attached the “Material Fact Form Placement of Bonds Abroad”.

Copies of the contracts governing the placement, along with the applicable laws and regulations of the United States of America, will be provided as soon as they become available.

Arauco anticipates that this transaction may have a positive impact on the Company’s future financial results; however, it is not currently possible to quantify these effects.

Very truly yours,





ARAUCO

The final maturity date of the Finnvera Credit is August 15th, 2043, with semiannual amortization payments, starting upon the occurrence of certain milestones, and no later than the year 2029.

Additionally, Arauco has entered into a credit agreement with the International Finance Corporation (“IFC”) and the Inter-American Investment Corporation (“IDB Invest”) (the “DFI Credit”) pursuant to which the DFI Credit lenders agreed to advance loans for up to US\$1,225,000,000 (one billion two hundred and twenty five million dollars of the United States of America), and includes two classes of loans: (i) *A Loans*, of up to US\$500,000,000 (five hundred million dollars of the United States of America) to be financed equally between IFC and IDB Invest, which will accrue interest at a rate equal to Term SOFR plus 1.30%, and (ii) *B Loans*, of up to US\$725,000,000 (seven hundred twenty five million dollars of the United States of America), which will accrue interest at a rate equal to Term SOFR plus 1.15%. The *B Loan* lenders are JPMorgan Chase Bank, N.A., Banco Bilbao Vizcaya Argentaria, S.A. New York Branch, Crédit Agricole Corporate and Investment Bank, The Hongkong and Shanghai Banking Corporation, Limited, Banco Santander, S.A., Bank of America, N.A., Bank of China Limited (Panama Branch), and China Construction Bank (Asia) Corporation Limited.

The final maturity date of the *A Loans* will be August 15th, 2032, while the final maturity date of the *B Loans* will be August 15th, 2030. The *A Loans* and *B Loans* will be subject to semiannual amortization payments, starting on 2029.

The proceeds from these financings shall be used to finance the construction and operation of the pulp mill identified as the Sucuriú Project (the “Project”), located in the municipality of Inocência, in the state of Mato Grosso do Sul, Brazil, which will have a production capacity of approximately 3.5 million tons of short-fiber pulp per year.

Both credit agreements include various environmental and social covenants, including IFC’s Performance Standards on Environmental & Social Sustainability and the World Bank Guidelines on environmental, health, and safety matters applicable to the Project.

We estimate that the information contained herein will have positive effects on the Company’s results in the future, although at this time it is not possible to quantify these effects.



ARAUCO

Very truly yours,

CELULOSA ARAUCO Y CONSTITUCIÓN S.A.

Cristián Infante Bilbao
Chief Executive Officer

c.c.

- Santiago Stock Exchange. La Bolsa No. 64, Santiago
- Chilean Electronic Exchange. Huérfanos 770, 14th Floor, Santiago
- Representative of the Bondholders (Banco Santander). Bandera 140, Santiago



Exhibit 99.1


MATERIAL FACT ("HECHO ESENCIAL")

Celulosa Arauco y Constitución S.A.

Santiago, Chile, October 24, 2025

Messrs.
Commission for the Financial Market
(*Comisión para el Mercado Financiero*)

Dear Sirs:

The undersigned, on behalf of the closely-held corporation (*sociedad anónima cerrada*) Celulosa Arauco y Constitución S.A. ("Arauco" or the "Company"), Chilean Tax Identification No. 93,458,000-1, both domiciled in the Metropolitan Region, at Avenida El Golf No. 150, 14th Floor, commune of Las Condes, Chile, and duly authorized by the Board of Directors, hereby notifies you the following material information in relation to the Company, its business, its public offering securities or the offer thereof, pursuant to Article 9, and second paragraph of Article 10, both of Law No. 18,045, and Regulation of General Application (*Norma de Carácter General*) No. 30, issued by the Commission for the Financial Market (the "Commission"):

On the date hereof, the Company has placed sustainable and hybrid bonds in the local market, which were issued in dematerialized and bearer form. Their most relevant conditions are the following:

- 1.- Series "AG" Bonds, for an aggregate amount of 20,000,000 *Unidades de Fomento* ("UF"), maturing on January 5, 2058. Interest will accrue beginning on October 5, 2025, and will be paid in one quarterly installment on January 5, 2026; thereafter, interest will be paid semiannually on January 5 and July 5 of each year, starting on July 5, 2026. The principal will be payable in one installment on January 5, 2058.




The offering was placed at a placement rate ("*tasa de colocación*") of 3.97% per annum and considered a local placement margin ("*margen de colocación local*") of 1.68%.

The Series "AG" Bonds will accrue interest on the outstanding principal, expressed in UF, at an interest rate of 4% per annum until January 5, 2033, thereafter adjustable as indicated in the public deed dated October 10, 2025, granted before the Notary of Santiago, Mrs. Maria Soledad Lascar Merino, under repertory No. 52,884.

2.- The Series "AG" Bonds have been issued under the Company's line of bonds registered in the Securities Registry of the Commission under No. 1237, on October 13, 2025. The Series "AG" Bonds were approved by the Company's Board of Directors on October 6, 2025.

3.- The Bonds that have been issued and placed are classified as "hybrid" for rating purposes by rating agencies, which, given certain characteristics of the Bonds, will consider up to 50% of the placement amount as "equity credit" (solely for rating purposes). These characteristics include, among others, the following: (i) the Bonds are subordinated to other financial obligations of the Company; (ii) interest payments may be deferred at the Company's discretion, but in such case, the Company may not distribute dividends while there are deferred outstanding interest payments; and (iii) the Bonds may not be prepaid before October 5, 2032.

4.- The Series "AG" Bonds have a local credit rating of A+, according to certificates issued by Fitch Chile and Feller Rate.

5.- Link Capital Partners and Banco Santander Chile acted as financial advisors, while Santander Corredores de Bolsa Limitada served as the placement agent. There is no ownership relationship with these firms.

6.- Other relevant conditions of the abovementioned bonds are the following:

- i) The Series "AG" Bonds will have no guarantee; and
- ii) The proceeds from the placement of the Series "AG" Bonds will be used 100% for general corporate purposes of the Company and/or its subsidiaries.



arauco

Regardless of the use of the proceeds abovementioned described, the Bonds are classified as “sustainable”, given that Arauco and/or its subsidiaries will destine an amount equivalent to the proceeds to be obtained of such issuance and placement to finance or refinance, in whole or in part, one or more green and/or social projects selected for the purposes of the issuance in accordance with the Sustainable Financing Framework adopted by the Company and published on its website.

The abovementioned green and/or social projects may include: (i) projects with disbursements made by Arauco and/or any of its subsidiaries within 24 months prior to the bonds’ issuance date and (ii) projects with disbursements to be made by Arauco and/or any of its subsidiaries after the referred issuance, and up to the maturity date of the bonds.

It is estimated that the abovementioned bond placements will have no significant effects on the Company’s financial statements.

In consideration of the Company’s capacity to defer interest payments on the Bonds, as mentioned in point 3 above, it is hereby noted that, on the date hereof, the Company’s Board of Directors has agreed to modify the current dividend policy—which establishes the annual distribution of 30% of net profits for fiscal years 2024, 2025, and 2026, and 40% for subsequent years, without prejudice to the Board’s authority to approve interim dividends—such that, in the event the Company exercises its right to defer interest payments on the Series “AG” Bonds, it may not declare or pay dividends while any deferred interest payments remain outstanding.

Very truly yours,

CELULOSARAUCO Y CONSTITUCIÓN S.A.

Cristián Infante Bilbao
Chief Executive Officer



arauco

c.c.

- Santiago Stock Exchange. La Bolsa No. 64, Santiago
- Chilean Electronic Exchange. Huérfanos 770, 14th Floor, Santiago
- Representative of the Bondholders (Banco Santander). Bandera 140, Santiago



Exhibit 99.1



MATERIAL FACT ("HECHO ESENCIAL")
Celulosa Arauco y Constitución S.A.

Santiago, Chile
October 30th, 2025

To The Financial Market Commission
Attention

Dear Sirs:

On behalf of Celulosa Arauco y Constitución S.A. (the "Company" or "Arauco"), a closely held corporation organized under the laws of Chile and domiciled at Avenida El Golf No. 150, 14th Floor, Las Condes, Metropolitan Region Santiago, Chilean Taxpayer Identification No. 93,458,000-1. The undersigned, being duly entitled for these purposes, hereby informs you of the following material event, concerning the Company and its businesses, pursuant to Article 9 and Article 10, second paragraph, of the Chilean Securities Market Law No. 18,045, and in accordance with General Rule No. 30, issued by the Financial Market Commission (the "Commission").

At a meeting of the Board of Directors of Arauco's parent company, Empresas Copec S.A., held today, the Board of Directors approved the General Policy for the Election of Directors in Subsidiaries (the "Policy"), which applies to Arauco in its capacity as a direct subsidiary of Empresas Copec S.A., supervised by the Commission. This Policy was approved to ensure compliance with the provisions set forth in Article 92 bis of the Chilean Corporations Law No. 18,046 and General Rule No. 533 issued by the Commission.

The Policy is permanently available to shareholders and the public on Arauco's website and at its offices located at Avenida El Golf 150, 11th floor, Las Condes, Santiago, as well as on the parent company Empresas Copec's website, and at its offices located at Avenida El Golf 150, 17th floor, Las Condes, Santiago.




Very truly yours,

CELULOSA ARAUCO Y CONSTITUCION S.A.
Cristián Infante Bilbao
Chief Executive Officer

c.c.

- Santiago Stock Exchange. La Bolsa No. 64, Santiago
- Chilean Electronic Exchange. Huérfanos 770, 14th Floor, Santiago
- Representative of the Bondholders (Banco Santander). Bandera 140, Santiago



ENTITY IDENTIFICATION

NCG 461 (2.3)
GRI (2-1; 2-3)

Corporate name:

Celulosa Arauco y Constitución S.A.

Tax ID (RUT): 93.458.000-1

Registered address: El Golf 150, 14th Floor, Las Condes, Metropolitan Region

Type of entity:

Closely held corporation.

ARTICLES OF INCORPORATION

City: Santiago

Date: October 28, 1970

Notary: Ramón Valdivieso Sánchez

Amended

City: Santiago

Date: May 6, 1971

Notary: Sergio Rodríguez Garcés

Authorization resolution:

Number: 300

Date: August 18, 1971

Registration in the Commercial Registry

City: Santiago

Page: 6,431

Number: 2,993

Date of publication in the Official Gazette: September 4, 1971

CONTACT INFORMATION

Main office address:

Av. El Golf 150, 14th Floor, Las Condes, Santiago, Chile

Phone: +56 2 2461 7200

Corporate website:

www.arauco.com

Investor inquiries contact:

Name: Gianfranco Truffello J.

Email:

gianfranco.truffello@arauco.com

Phone: +56 2 2461 7221

Report inquiries contact:

Name: María Pía Guzmán G.

Email: pia.guzman@arauco.com

Phone: +56 2 2461 7287



CORPORATE PURPOSE

GRI (2-1)

The Company's purpose is: a) To manufacture pulp, paper and their derivatives, by-products and related products; to acquire, manage, operate and exploit, on its own account or on behalf of third parties, forest lands or lands suitable for forestry; to acquire and operate sawmills and other industries that process raw materials for the production of paper, pulp and their derivatives and/or wood in all its forms; to sell, export and, in general, trade, within or outside the country, such products, especially wood, pulp and paper in all their forms; b) To acquire, manage, operate and exploit, on its own account or on behalf of third parties, agricultural real estate and to transform, industrialize and commercialize agricultural products, as well as to produce, process and commercialize food and beverages of any kind or origin; c) To acquire, manage, operate and exploit, on its own account or on behalf of third parties, non-agricultural real estate, as well as to engage in the construction industry and develop real estate businesses; d) To import, export, purchase, sell, distribute and, in general, trade, on its own account or on behalf of third parties, motor vehicles and machinery, equipment and other items for agricultural, mining, fishing, industrial, commercial, electronic computing and domestic use, including their accessories and spare parts; e) To carry out land, air, maritime and river transportation, on its own account or on behalf of third parties, and to promote and develop tourism activities in the country; f) To manufacture, distribute and generally trade packaging of all types; g) To operate electronic computing equipment in all its forms, and for

such purposes to provide consulting services in business administration and organization, market studies, feasibility studies and operational research; h) To also carry out activities and businesses related to: Mining, including, among others, prospecting, surveying, exploration and exploitation of mining deposits; and Fishing or hunting of beings or organisms whose normal habitat is water, and to trade such products in any form; i) To participate, in accordance with the law, in companies engaged in banking, financial services, insurance, warrants, and, in general, warehousing and storage of goods, as well as in the management of mutual and pension funds; j) To carry out, on its own account or on behalf of third parties, port operations, including, in particular, stevedoring, lighterage, cargo handling, storage, loading and unloading of vessels; k) To produce, purchase, sell, transport and distribute electric power and steam; l) To generate, purchase, sell and generally trade Certified Emission Reductions of greenhouse gases, known as "carbon credits."; m) To provide all types of services to third parties, including business administration services; information technology services; management and maintenance services for all types of industrial equipment and machinery; services for the treatment, transportation, transformation and disposal of effluents, residues and waste, whether industrial or of any kind; and the provision of all types of engineering-related services; n) To lease, as lessor, real estate with or without furnishings, and equipment, machinery and other movable assets.

CONTROL STRUCTURE

NCG 461 (2.3.1, 2.3.2, 2.3.3, 2.3.4.i)

As of December 31, 2025, control of Celulosa Arauco y Constitución S.A. is held by the publicly traded corporation Empresas Copec S.A., Tax ID No. 90.690.000-9, which owns approximately 99.9999% of its shares. In turn, control of Empresas Copec S.A. is held by the publicly traded corporation AntarChile S.A., Tax ID No. 96.556.310-5, which owns 60.82080% of the shares of such company. The ultimate controlling shareholders of AntarChile S.A., and therefore of Empresas Copec S.A., are Mr. Roberto Angelini Rossi, Tax ID No. 5.625.652-0, and Ms. Patricia Angelini Rossi, Tax ID No. 5.765.170-9.

It is noted that the aforementioned ultimate controlling shareholders have direct holdings in Empresas Copec S.A., as follows: Mr. Roberto Angelini Rossi directly owns 0.00187% of the shares of Empresas Copec S.A., and Ms. Patricia Angelini Rossi directly owns 0.00019% of the shares of Empresas Copec S.A.

In addition, the following individuals related by family ties to the ultimate controlling shareholders directly own the following percentages of shares in Empresas Copec S.A.: Ms. Daniela Angelini Amadori, Tax ID No. 13.026.010-1: 0.00005%; Mr. Maurizio Angelini Amadori, Tax ID No. 13.232.559-6: 0.00005%; Mr. Claudio Angelini Amadori, Tax ID No. 15.379.762-5: 0.00005%; Mr. Mario Angelini Amadori, Tax ID No. 16.095.366-7: 0.00005%; Mr. Franco Roberto Mellafe Angelini, Tax ID No. 13.049.156-1: 0.00006%; Mr. Maximiliano Valdés Angelini, Tax ID No. 16.098.280-2: 0.00006%; and Ms. Josefina Valdés Angelini, Tax ID No. 16.370.055-7: 0.00006%.

As mentioned, control of AntarChile S.A. is held by its ultimate controlling shareholders, who have entered into a formal acting-in-concert agreement that does not restrict the free transferability of shares, namely Mr. Roberto Angelini Rossi and Ms. Patricia Angelini Rossi.

Such control is exercised as follows:

a. Shares directly owned by the ultimate controlling shareholders: a.1) Mr. Roberto Angelini Rossi directly owns 0.2137% of the shares issued by AntarChile S.A.; and a.2) Ms. Patricia Angelini Rossi directly owns 0.2277% of the shares issued by AntarChile S.A. Total shares directly owned by the ultimate controlling shareholders: 0.4414%.

b. Shares indirectly owned through companies controlled by the ultimate controlling shareholders:

b.1) Inversiones Angelini y Compañía Limitada, Tax ID No. 93.809.000-9, directly owns 63.7186% of the shares issued by AntarChile S.A., and indirectly owns, through its subsidiary Inmobiliaria y Turismo Río San José S.A., 0.0737% of the shares of AntarChile S.A.

Inversiones Angelini y Compañía Limitada is controlled by the aforementioned ultimate controlling shareholders, Mr. Roberto Angelini Rossi and Ms. Patricia Angelini Rossi, as follows:

1. Mr. Roberto Angelini Rossi directly owns 18.9659% and indirectly owns 16.99231% through Inversiones Arianuova Limitada, Tax ID No. 76.096.890-0, in which he holds 99% of the ownership interests.
2. Ms. Patricia Angelini Rossi directly owns 15.2968% and indirectly owns 13.6993% through Inversiones Rondine Limitada, Tax ID No. 76.096.090-K, in which she holds 99% of the ownership interests.

3. Mr. Roberto Angelini Rossi also has statutory control over Inversiones Golfo Blanco Limitada, Tax ID No. 76.061.995-7, which owns 19.4397% of the ownership interests in Inversiones Angelini y Compañía Limitada. The partners of Inversiones Golfo Blanco Limitada are: (i) Mr. Roberto Angelini Rossi with 0.00011% of the ownership interests; (ii) Mr. Maurizio Angelini Amadori, Ms. Daniela Angelini Amadori, Mr. Claudio Angelini Amadori, and Mr. Mario Angelini Amadori, each with 23.6854% of the ownership interests; and (iii) Inversiones Golfo Rojo Limitada, Tax ID No. 76.062.008-4, with 5.2581% of the ownership interests.

4. Ms. Patricia Angelini Rossi also has statutory control over Inversiones Senda Blanca Limitada, Tax ID No. 76.061.994-7, which owns 15.6059% of the ownership interests in Inversiones Angelini y Compañía Limitada. The partners of Inversiones Senda Blanca Limitada are: (i) Ms. Patricia Angelini Rossi with 0.00013% of the ownership interests; (ii) Mr. Franco Roberto Mellafe Angelini, Mr. Maximiliano Valdés Angelini, and Ms. Josefina Valdés Angelini, each with 31.6859% of the ownership interests; and (iii) Inversiones Senda Roja Limitada, Tax ID No. 76.062.011-4, with 4.9422% of the ownership interests.

b.2) Inversiones Golfo Blanco Limitada, controlled by Mr. Roberto Angelini Rossi, directly owns 5.8019% of the shares of AntarChile S.A.

b.3) Inversiones Senda Blanca Limitada, controlled by Ms. Patricia Angelini Rossi, directly owns 4.3515% of the shares of AntarChile S.A.

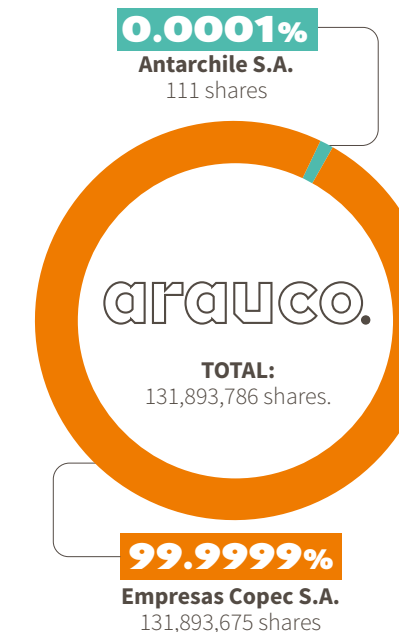
b.4) As of December 31, 2025, AntarChile S.A. itself holds 553,870 treasury shares, representing approximately 0.1220% of its total shares.

Accordingly, the controlling group of AntarChile S.A., as defined above, holds a total of 74.5091%, both directly and indirectly.

Finally, it is noted that Inversiones Angelini y Compañía Limitada directly owns 0.15075% of the shares of Empresas Copec S.A. and indirectly owns, through its subsidiary Inmobiliaria y Turismo Río San José S.A., 0.04934% of the shares of Empresas Copec S.A.

SHAREHOLDERS

Shareholders



No significant changes in the ownership structure of the entity occurred during the past year.

At the Extraordinary Shareholders' Meeting held on October 17, 2024, a capital increase of up to a maximum of USD 1.2 billion was approved. Of this amount, USD 300 million was subscribed and paid during 2024, while the remaining USD 900 million was scheduled to be paid during 2025 and 2026.

In December 2025, a second portion of the capital increase, amounting to approximately USD 450 million, was fully subscribed and paid by the Company's shareholders. A remaining balance (of up to USD 450 million) is expected to be paid during 2026.

There are no individuals or legal entities, other than the controlling shareholders, that individually or jointly (through acting-in-concert agreements) have the ability to appoint at least one member of the Board of Directors or management of the Company, or that hold 10% or more of the Company's capital.

DESCRIPTION OF THE INDUSTRIAL SECTOR

NCG 461 (6.1.i)

Below is a brief description of each of the industrial sectors in which the Company operates.

Forestry Industry

Climate conditions and soil characteristics, combined with the species present in certain countries in the Southern Hemisphere, create significant productivity advantages for forest plantations compared to regions located in the Northern Hemisphere.

For example, in Chile, the growth cycle of radiata pine to produce pulp logs and sawlogs ranges from 16 to 18 years, and for high-quality sawlogs, approximately 25 years. For the same type of wood in the Northern Hemisphere, the growth cycle to obtain pulp logs ranges from 18 to 45 years, while for sawlogs it ranges from 50 to 150 years.

This has resulted in the growing importance of South America as a supplier of industrial wood, with Brazil, Chile, Uruguay, and Argentina being the main wood-producing countries in the region.

Pulp Industry

Pulp is one of the most widely used commodities in everyday products. It is derived from wood fiber and is used in the manufacture of printing and writing paper, tissue paper, paperboard, and packaging materials, among other products.

Pulp is the main component of plant cell walls and is the most abundant biomolecule in nature, as it makes up the majority of terrestrial biomass. It is primarily produced from a category of wood

known as pulpwood, sourced from eucalyptus and from the upper trunk and branches of pine trees.

Depending on the level of processing, pulp can be classified as unbleached or bleached, and depending on the species, as long-fiber pulp (softwood) or short-fiber pulp (such as eucalyptus), each with different pricing based on quality and specific characteristics. Radiata pine pulp has long fibers and is used to provide strength and durability to paper products.

Bleached pulp is mainly used for the production of printing, writing, and tissue paper. Unbleached pulp is primarily used in packaging materials, filters, and fiber cement production, among others. Pulp produced from hardwoods, such as eucalyptus, has short fibers and is used in combination with long-fiber pulp in paper production.

Global pulp demand in 2025 reached 66.4 million tons and is expected to increase to approximately 68.9 million tons by 2029. Market pulp production capacity in 2025 reached 82.7 million tons for paper-grade pulp, of which 74.8 million tons were bleached pulp, 4.7 million tons high-yield pulp, and 3.2 million tons unbleached radiata pine pulp (UKP)²³.

Pulp prices are subject to fluctuations and are primarily determined by existing inventory levels, demand expectations, and available supply in the market. The cyclical nature of the industry and its correlation with global economic conditions mean that variables such as economic growth in developed countries play a key role in determining pulp and derivative product prices. Exchange rate fluctuations, capacity expansions, and energy costs also influence pricing.

Panels and Wood Industry

Panels are boards made from wood elements of varying sizes, from veneers to fibers, which are mixed with chemicals and resins to form a paste that, when processed with heat, becomes a solid material with properties like wood but with significant cost advantages.

The panel industry is generally divided into three main categories: plywood, particleboard, and fiberboard (MDF and hardboard). The cost structure of this industry mainly depends on the cost of wood, resin, and electricity.

According to FAO data, global panel production in 2024 reached 412 million m³, representing a compound annual growth rate of 3.44% since 2000. Of this total, 24% corresponded to MDF, 42% to particleboard, 28% to plywood, 2% to hardboard, and 4% to veneers.

The Chilean market for sawn timber and its derivatives includes the following products:

- ▶ Sawn timber: includes dry or green wood treated with anti-fungal additives.
- ▶ Processed or remanufactured wood: includes planed wood, blocks, cutstock, finger-joint products, and solid moldings.
- ▶ Doors, frames, and construction components.

According to FAO data, global sawn timber production in 2024 reached 445 million cubic meters, representing a compound annual growth rate of 0.61% since 2000.

As of the fourth quarter of 2024, sawn timber accounted for more than 12.7% (in USD FOB) of Chile's total forest product exports (pulp and wood), reaching more than 45 markets, primarily China, the European Union, Mexico, South Korea, and Japan.

The sawn timber and wood products industry has experienced significant growth in recent years.

The markets targeted by ARAUCO's wood and panel products are primarily North America (United States, Canada, and Mexico), South America (Brazil, Chile, Argentina, Peru, among others), and to a lesser extent Asia, Central America, Europe, and Oceania.

Competition

NCG 461 (6.1.ii)

ARAUCO faces significant global competition across all geographic markets and product lines.

Pulp

We believe our main competitors are:

- ▶ Short fiber: Asia Pacific Resources International Holdings Limited (APRIL), Asia Pulp and Paper (APP), CMPC Celulosa S.A. (CMPC), Eldorado Brasil Celulose S.A., Klabin S.A., Stora Enso, Suzano S.A., and UPM-Kymmene Oyj (UPM), among others.
- ▶ Long fiber: Domtar Corporation, Georgia-Pacific, Ilim Group, International Paper Company (IP), Mercer International Inc., Metsä Fibre, Södra, and UPM-Kymmene Oyj (UPM), among others.
- ▶ Textile pulp: Caima Indústria de Celulose S.A., Sappi Limited, LD Celulosa S.A., Hunan Juntai New Material Technology Co., Ltd., and Shandong Sun Paper Industry Joint Stock Co., Ltd., among others.

Panels

ARAUCO's main competitors in the panel market include Austrian companies (Kronospan, Egger), the Canadian company West Fraser, the Swiss company Swiss Krono, U.S. companies (Louisiana-Pacific, Georgia-Pacific), the German company Pflleiderer, and the Brazilian company Dexco. ARAUCO also competes locally with the Chilean company Masisa.

Wood Products

In the remanufactured wood market, ARAUCO's main competitors are located in Chile, China, Brazil, and the United States. In sawn timber, the most relevant competitors come from Europe, New Zealand, Canada, Brazil, and Chile.

We believe that our operational efficiencies, competitive logistics costs, ability to serve customers with multiple specifications, geographic presence in more than 50 countries, and the versatility of our radiata and taeda pine enable us to compete effectively in the global wood products market.

²³ Source: The Outlook for Market Pulp – December 2025 (Hawkins Wright)

REGULATORY FRAMEWORK

NCG 461 (6.1.iii)
GRI (2-27)

Forestry

Chile

Forest management and harvesting are primarily regulated by the Forest Law of 1931 and Decree Law No. 701 of 1974. These regulations impose a series of provisions and restrictions on forest management and harvesting. Forestry activities, including thinning, on lands classified as preferably suitable for forestry or containing native forests or plantations are subject to management plans that must be approved by the National Forestry Corporation (CONAF). In addition, the Forest Law and Decree Law No. 701 establish fines for the cutting or destruction of trees and shrubs outside the terms of an approved Forest Management Plan. Historically, CONAF was the entity responsible for approving management plans and overseeing forestry activities. However, Law No. 21,744, published in the Official Gazette on May 23, 2025, created the National Forestry Service (SERNAFOR) as the legal successor to CONAF, assuming its responsibilities for enforcing forestry regulations, approving management plans, and preventing and combating forest fires. All references to CONAF in current legislation will be understood to refer to SERNAFOR once it becomes operational.

Law No. 20,283, published on July 30, 2008, established a new policy for the management and conservation of native forests. Its objectives are the protection, recovery, and improvement of native forests to ensure their sustainability and environmental protection. The law establishes a fund for the sustainable conservation and management of native forests. Under this law,

owners may harvest native forests only if they have an approved management plan. The law also prohibits the harvesting of native trees in certain areas and under specific conditions. In compliance with applicable regulations, ARAUCO has adopted appropriate environmental policies regarding its native forests, which are fully protected and conserved. ARAUCO's products are sourced exclusively from established plantations; no wood from native forests is sold. The Company's forestry operations adhere to forest certification systems aligned with international sustainability standards. Additionally, Law No. 21,600, published on September 6, 2023, created the Biodiversity and Protected Areas Service (SBAP). Its main purpose is the conservation of biodiversity and protection of natural heritage through the preservation, restoration, and sustainable use of genes, species, and ecosystems. SBAP is a decentralized public agency under the supervision of the Ministry of the Environment and is responsible for managing the National System of Protected Areas, which integrates both public and private protected areas. Its functions include implementing species recovery plans, ecosystem restoration, and oversight of activities within protected areas. SBAP began operations on February 6, 2026.

All ARAUCO forestry operations and activities are certified under the ISO 14001 Environmental Management System. In 2003, the Company obtained Sustainable Forest Management certification under CERTFOR/PEFC in Chile. Since 2004, PEFC (Programme for the Endorsement of Forest Certification) has maintained the endorsement of the national standard, confirming compliance with international PEFC requirements.

Argentina

Forest management and exploitation in Argentina are primarily regulated at the national level by Laws No. 13,273, 25,080 (extended by Laws 26,432 and 27,487), and 26,331, as well as National Decree No. 710/95. Additionally, the provinces where ARAUCO operates have their own regulations, which together with national laws form the applicable regulatory framework.

Law No. 26,737 establishes that foreign ownership cannot exceed 15% of total rural land at the departmental level, and no individual foreign entity may own more than 30% of that 15%.

Brazil

The Company's forests are regulated by environmental laws and regulations governing forest management, exploitation, and the protection of Brazil's flora and fauna. Under this framework, authorities have established forest preservation areas and regulate replanting following harvest activities.

Uruguay

Forest management and exploitation in Uruguay are primarily governed by Law No. 15,939, which declares forestry as an activity of national interest. This law classifies forests into three categories: protective, utility, and general forests, and provides tax and financial benefits for those classified as protective or utility forests. To obtain such classification, stakeholders must submit a forest management plan to the Forestry Directorate. The law also establishes conservation restrictions and controls for each category.

Additionally, forestry activities are subject to environmental and soil protection regulations. Under Law No. 16,466 and Decree 349/005, plantations exceeding 100 hectares (247 acres) require prior environmental authorization. Law No. 15,239 establishes measures to reduce soil erosion and degradation or to restore soil when necessary. These requirements are further detailed in Decrees 333/004 and 405/008.

In December 2021, Decree No. 405/021 was enacted, regulating forest plantations. It establishes an Environmental Registry for plantations between 40 and 100 hectares (247 acres) and defines requirements (Special Environmental Authorization – AAE) for plantations of 100 hectares (247 acres) or more on forest-designated land without prior environmental authorization.

Mexico

Forest management and utilization are regulated by the General Law on Sustainable Forestry Development and its regulations. These aim to regulate and promote the integrated and sustainable management of forest ecosystems and raw materials through conservation, protection, restoration, production, planning, cultivation, and use of these resources. The law governs activities related to: (i) harvesting, (ii) transportation, (iii) storage, (iv) commercialization, (v) export, and (vi) processing of forest raw materials and products.

The law assigns forestry-related responsibilities to federal, state, and municipal authorities to promote sustainable forestry development. In compliance with applicable regulations, ARAUCO holds authorizations from the Ministry of Environment and Natural Resources (SEMARNAT) for harvesting, transportation, and operation of storage and processing facilities for forest raw materials and their by-products in various states, in accordance with legal requirements.

ARAUCO also maintains documentation to demonstrate the legal origin of forest raw materials, including transport permits issued by authorized forestry operators or commercial forest plantations. SEMARNAT administers the National Forestry Registry, where authorizations for storage and processing facilities are recorded. ARAUCO's authorizations are duly registered in this system.

Environmental

Chile

The main law governing this matter in Chile is Law No. 19,300 on General Bases of the Environment, along with its complementary regulations. The environmental institutional framework is primarily composed of: (i) the Ministry of the Environment (responsible, among other matters, for developing and/or proposing environmental public policies and regulations); (ii) the Environmental Assessment Service (responsible for administering the Environmental Impact Assessment System); and (iii) the Environmental Superintendence (responsible for environmental enforcement and sanctions).

In accordance with Law No. 19,300, ARAUCO is required to submit environmental impact studies or declarations to the environmental authority for any project or activity (or significant modifications thereof) that may affect the environment, in accordance with the criteria set forth in such regulations. These projects or activities may only be carried out once such submissions are approved through an Environmental Qualification Resolution ("RCA").

These regulations, together with other related provisions, also establish procedures allowing citizens to submit observations on the content of environmental studies or declarations and to challenge the validity of the corresponding RCAs. Under Law No. 19,300 and other applicable regulations, affected citizens, public agencies, and local authorities may seek enforcement of environmental regulations in cases of environmental damage. Non-compliance may result in permit revocation, temporary or permanent shutdown of industrial facilities, fines, and sanctions.

Argentina

ARAUCO's operations in Argentina are subject to the country's environmental legislation, including regulations enforced by municipal, provincial, and federal authorities. Environmental legislation requires that water used or recovered in production processes be treated chemically, biologically, and thermally before being discharged into public water bodies, such as the Paraná River. Gas emissions must be treated to ensure adequate removal of chemical substances, particulates, and odors.

All solid waste is managed in accordance with applicable regulations. Regular monitoring of surface and groundwater quality, soil, and air is conducted to assess the environmental impact of industrial facilities. ARAUCO maintains a strong commitment to implementing best practices and technologies that minimize impacts and promote sustainability.

Brazil

ARAUCO's operations in Brazil are subject to environmental laws, regulations, and municipal, regional, and federal permits. Among the most relevant are: (a) Law No. 6,938/1981, which establishes liability for environmental damage, compliance mechanisms for environmental standards, and licensing requirements for activities that may harm the environment; (b) Law No. 12,305/2010, which sets guidelines for the proper environmental management of solid waste; and (c) Law No. 12,651/2012 (Forest Code), which establishes environmental protection of forest areas and requires the maintenance of protected areas, including Permanent Preservation Areas (APP) and Legal Reserves (RL).

Failure to comply with environmental laws may result in: (i) fines; (ii) partial or total suspension of operations; (iii) loss or restriction of tax incentives or benefits; and (iv) suspension or restrictions on access to credit from official financial institutions. Law No. 9,605/1998 establishes that individuals or entities whose actions cause environmental damage may be subject to criminal and administrative sanctions and are responsible for remediation costs. For individuals, penalties may include fines and imprisonment; for legal entities, sanctions may include fines, suspension of activities, restrictions on government contracting, and, in cases of misconduct, dissolution of the entity.

Uruguay

The activities of the Montes del Plata joint venture in Uruguay are subject to national and municipal environmental laws and regulations. The main environmental authorization required is the Prior Environmental Authorization (AAP), regulated by Law No. 16,466 on Environmental Impact Assessment and its implementation Decree 349/005. The AAP is granted by the National Directorate for Environmental Quality and Assessment (DINACEA), under the Ministry of the Environment.

To obtain this authorization, the applicant must submit a comprehensive report covering all aspects of the proposed activities, including classification into categories A, B, or C. If classified as B or C, a sectoral or full environmental impact assessment is required, and in some cases a public hearing (mandatory for category C). Once granted, the project must be executed in accordance with the terms and conditions of the authorization.

Some activities (including industrial plant construction) also require feasibility studies and notification to local authorities. Additionally, certain municipalities require forestry projects to be evaluated for territorial feasibility in accordance with land-use planning regulations.

United States and Canada

The Company's operations in North America are subject to federal, provincial/state, and local environmental laws and regulations. These govern the use, storage, handling, generation, treatment, emission, discharge, and disposal of hazardous materials and waste, remediation of contaminated soil and groundwater, protection of flora and fauna, landfill operations, and occupational health and safety.


Some operations require environmental permits and controls to prevent and reduce air and water pollution and are subject to routine internal audits and regulatory inspections. Non-compliance may result in fines, court orders, operational restrictions, loss of permits, or other penalties.

Mexico

ARAUCO's operations in Mexico are subject to federal, state, and local environmental laws and regulations, Official Mexican Standards, and other technical standards. Jurisdiction over environmental matters are distributed among federal, state, and municipal authorities under a "residual formula" established in the Mexican Constitution.

Key environmental laws applicable to ARAUCO include: the General Law of Ecological Balance and Environmental Protection, the General Law for the Prevention and Integrated Management of Waste, the National Water Law, the General Water Law, the General Law on Sustainable Forestry Development, the Federal Environmental Liability Law, and the General Climate Change Law.

These laws establish regulations on environmental impact, risk, noise, air emissions, among others, to which ARAUCO's operations are subject. The Ministry of Environment and Natural Resources (SEMARNAT) and the National Water Commission (CONAGUA) are the federal authorities responsible for environmental policy and permitting. The Federal Attorney for Environmental Protection (PROFEPA) is responsible for inspections, enforcement actions, and resolution of administrative appeals.



LEGAL COMPLIANCE

NCG 461 (8.1, 8.2, 8.3, 8.4, 8.5)
GRI (2-27)

The Company is continuously committed to complying with the various regulations governing its operations, including those related to customers, employees, the environment, competition, and others.

With respect to employees, the Internal Regulations on Order, Hygiene, and Safety include a section addressing employees' rights to information, petitions, and complaints. Additionally, the Company has a reporting procedure in place under its preventive framework for workplace harassment, sexual harassment, and workplace violence. A Whistleblowing Channel is also available through the Company's website and intranet.

During 2025, the Labor Directorate issued 3 fines to Celulosa Arauco y Constitución S.A., 10 fines to Forestal Arauco S.A., and 6 fines to Maderas Arauco S.A. Some of these fines have been challenged through administrative and/or judicial proceedings and are not yet final. The total amount of these fines is CLP 43,114,811.

Our industrial facilities operate under a compliance management system that includes monitoring of ARAUCO's environmental obligations. According to internal procedures, new environmental obligations are thoroughly analyzed to identify the tasks and activities required to ensure compliance. As a result, ARAUCO's environmental obligations are clearly defined and accessible, including compliance deadlines and the responsible business unit or area in charge of implementation and monitoring.

All operational facilities maintain a Risk Matrix that includes environmental risks. We have automated environmental monitoring reporting systems that enable more efficient tracking processes and improved visibility of environmental quality data. Additionally, periodic training programs are conducted on regulatory matters and civil, administrative, and criminal liability for executives, supervisors, and operators. All pulp mills have Environmental Monitoring Programs in place.

The policies guiding ARAUCO's actions in this area include the Code of Ethics, the Occupational Health, Safety, Environment, and Quality Policy, the Energy Efficiency Policy, the Climate Change Policy, and the Crime Prevention Policy and Model. Regarding compliance with environmental obligations, the Environmental Management Department has implemented a Preventive Environmental Management Model, which includes, among other elements, the development of an IT platform for managing environmental regulations and permits. This platform optimizes the identification of legal requirements and the monitoring of compliance. This environmental regulatory management system is also integrated into the Legal Requirements Procedures of the ISO 14001 management system.

Environmental management and monitoring are key priorities at ARAUCO. All facilities track environmental indicators, including data on resource use (inputs, water, and energy) and waste generation. Water discharges, air emissions, and environmental quality parameters are continuously monitored to ensure strict compliance with environmental commitments.

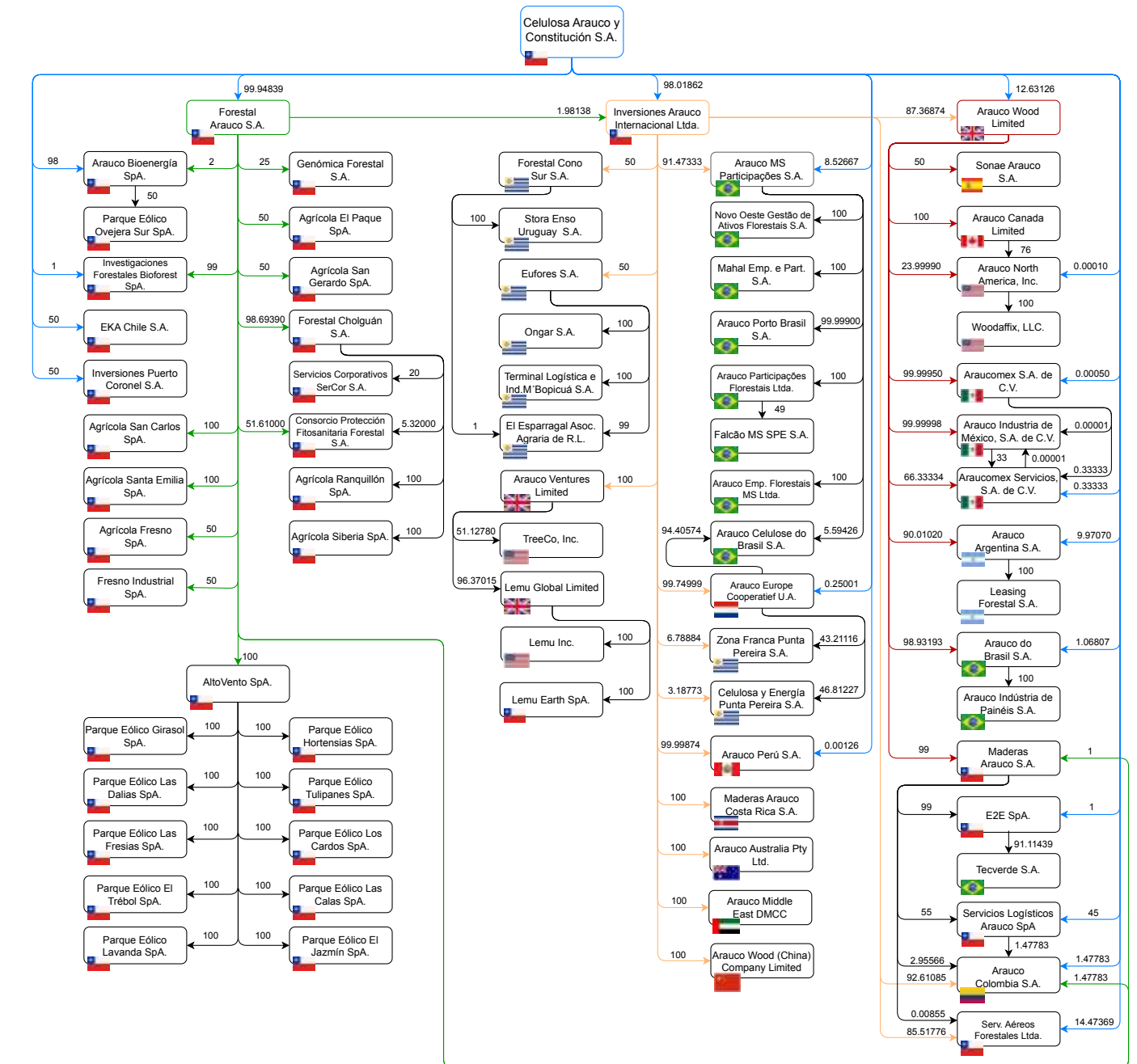
Additionally, environmental monitoring, surveillance, and research programs are conducted at all facilities in accordance with regulatory requirements, and operating permits specify how results must be reported.

ARAUCO does not have specific procedures aimed at preventing and detecting regulatory non-compliance related to customer rights, particularly regarding Law No. 19,496 on Consumer Protection or equivalent legislation in other jurisdictions where the Company operates.

ARAUCO CORPORATE STRUCTURE

NCG 461 (6.5.1.x)
GRI (2-2)

As of December 31, 2025



Note: This corporate structure of ARAUCO includes the subsidiaries, associates, joint operations, and joint ventures of Celulosa Arauco y Constitución S.A., as well as those of its subsidiaries.

SUBSIDIARIES, ASSOCIATES AND OTHER COMPANY INFORMATION

Subsidiaries and Associates

NCG 461 (6.5.1.i, 6.5.1.ii, 6.5.1.iii, 6.5.1.iv, 6.5.1.v, 6.5.1.vi, 6.5.1.vii, 6.5.1.viii.)

Agrícola Ranquillón SpA

Tax ID: 77.630.621-5

Date of incorporation: August 24, 2022

Corporate purpose: Study and development of agricultural projects; acquisition of real estate, water rights, and administrative authorizations of all kinds for the financing, development, planting, cultivation, harvesting, operation, and maintenance of agricultural projects; commercialization, distribution and/or export of fruits and agricultural products; and, in general, the execution of all acts and agreements necessary, related, or conducive to carrying out the foregoing activities, including buying, selling, or leasing properties and water rights, and forming or acquiring interests in companies.

Registered address: El Golf No. 150, 11th floor, Las Condes, Metropolitan Region (Santiago), Chile.

Directors (or Managers):

Forestal Cholguán S.A., managing shareholder, which appoints representatives acting jointly, any two of them.

Current representatives: Iván Chamorro Lange, Ricardo Austin, Rodrigo Sobarzo Bastías, Gianfranco Truffello Jijena, Charles Kimber Wylie, Cristián Infante Bilbao, Felipe Guzmán Rencoret, Pablo Franzini and Gonzalo Zegers Ruiz Tagle

General Manager: Rodrigo Sobarzo Bastías

Subscribed and paid-in capital as of 12.31.2025 (thousands of USD): 1,147

Current ownership interest of the parent or investing entity in the capital of the subsidiary or associate and changes during the last fiscal year: 98.6430%

Percentage that the investment represents over the total individual assets of the parent company: 0.0061%

Description of the business relationship: No material commercial relationships have been maintained, nor are any expected in the future.

Agrícola San Carlos SpA

Tax ID: 77.630.618-5

Date of incorporation: August 24, 2022

Corporate purpose: Study and development of agricultural projects; acquisition of real estate, water rights, and administrative authorizations of all kinds for the financing, development, planting, cultivation, harvesting, operation, and maintenance of agricultural projects; commercialization, distribution and/or export of fruits and agricultural products; and, in general, the execution of all acts and agreements necessary, related, or conducive to carrying out the foregoing activities, including buying, selling, or leasing properties and water rights, and forming or acquiring interests in companies.

Registered address: El Golf No. 150, 11th floor, Las Condes, Metropolitan Region (Santiago), Chile.

Directors (or Managers):

Forestal Arauco S.A., managing shareholder, which appoints representatives acting jointly, any two of them.

Current representatives: Matías Domeyko Casse, Gonzalo Zegers Ruiz-Tagle, Cristián Infante Bilbao, Felipe Guzmán Rencoret, Iván Chamorro Lange, Juan David Contreras

General Manager: Iván Chamorro Lange

Subscribed and paid-in capital as of 12.31.2025 (thousands of USD): 1,758

Current ownership interest: 99.9484%

Percentage over parent assets: 0.0095%

Description of the business relationship: No material commercial relationships have been maintained, nor are any expected in the future.

Agrícola Santa Emilia SpA

Tax ID: 77.630.623-1

Date of incorporation: August 24, 2022

Corporate purpose: Study and development of agricultural projects; acquisition of real estate, water rights, and administrative authorizations of all kinds for the financing, development, planting, cultivation, harvesting, operation, and maintenance of agricultural projects; commercialization, distribution and/or export of fruits and agricultural products; and, in general, the execution of all acts and agreements necessary, related, or conducive to carrying out the foregoing activities, including buying, selling, or leasing properties and water rights, and forming or acquiring interests in companies.

Registered address: El Golf No. 150, 11th floor, Las Condes, Metropolitan Region (Santiago), Chile.

Directors (or Managers):

Forestal Arauco S.A., managing shareholder, which appoints representatives acting jointly, any two of them.

Current representatives: Matías Domeyko Cassel, Gonzalo Zegers Ruiz-Tagle, Cristián Infante Bilbao, Felipe Guzmán Rencoret, Iván Chamorro Lange, Juan David Contreras.

General Manager: Iván Chamorro Lange

Subscribed and paid-in capital as of 12.31.2025 (thousands of USD): 702

Current ownership interest: 99.9484%

Percentage over parent assets: 0.0038%

Description of the business relationship: No material commercial relationships have been maintained, nor are any expected in the future.

Agrícola Siberia SpA

Tax ID: 77.630.626-6

Date of incorporation: August 24, 2022

Corporate purpose: Study and development of agricultural projects; acquisition of real estate, water rights, and administrative authorizations of all kinds for the financing, development, planting, cultivation, harvesting, operation, and maintenance of agricultural projects; commercialization, distribution and/or export of fruits and agricultural products; and, in general, the execution of all acts and agreements necessary, related, or conducive to carrying out the foregoing activities, including buying, selling, or leasing properties and water rights, and forming or acquiring interests in companies.

Registered address: El Golf No. 150, 11th floor, Las Condes, Metropolitan Region (Santiago), Chile.

Directors (or Managers):

Forestal Cholguán S.A., managing shareholder, which appoints representatives acting jointly, any two of them.

Current representatives: Iván Chamorro Lange, Ricardo Austin, Rodrigo Sobarzo Bastías, Gianfranco Truffello Jijena, Charles Kimber Wylie, Cristián Infante Bilbao, Felipe Guzmán Rencoret, Pablo Franzini, Gonzalo Zegers Ruiz Tagle.

General Manager: Rodrigo Sobarzo Bastías

Subscribed and paid-in capital as of 12.31.2025 (thousands of USD): 1,767

Current ownership interest: 98.6430%

Percentage over parent assets: 0.0190%

Description of the business relationship: No material commercial relationships have been maintained, nor are any expected in the future.

Arauco Argentina S.A.

Date of incorporation: September 8, 1975

Corporate purpose: Manufacture long-fiber pulp and other types; manufacture or produce inputs, by-products, or products of the pulp and paper sector; carry out forestry and forest exploitation directly or indirectly; buy, sell, import, export, and distribute raw materials, inputs, by-products, and products within its scope; transport such goods and/or other materials; provide advisory and business management services to companies engaged in similar activities; and invest or contribute capital to businesses whether or not related to the above.

Registered address: Av. Belgrano 687, 8th floor, Office 33, Autonomous City of Buenos Aires, Argentina.

Directors:

Pablo Franzini
Pablo Cristián Ruival
Marcelo Claudio Miceli
Jorge Cañada

General Manager: Not applicable

Subscribed and paid-in capital as of 12.31.2025 (thousands of USD): 565,608

Ownership interest: 99.9801%

Percentage over parent assets: 2.9063%

Description of the business relationship: No material commercial relationships have been maintained, nor are any expected in the future.

Arauco Australia Pty Ltd.**Date of incorporation:** July 8, 2009**Corporate purpose:** Distribution and marketing of forest products.**Registered address:** Level 12, Suite 16, 100 Walker Street, North Sydney, NSW 2060, Australia.**Directors:**David Walter Staples
Gonzalo Zegers Ruiz Tagle
Francisco Figueroa Duclos
Charles Kimber Wylie**General Manager:** Not applicable**Subscribed and paid-in capital as of 12.31.2025 (thousands of USD):** 0**Ownership interest:** 99.9990%**Percentage over parent assets:** 0%**Description of the business relationship:** No material commercial relationships have been maintained, nor are any expected in the future.**Arauco Bioenergía SpA****Tax ID:** 96.547.510-9**Date of incorporati**on: December 22, 1988**Corporate purpose:** Generation and supply of electric energy; provision of general engineering services.**Registered address:** El Golf No. 150, 14th floor, Las Condes, Metropolitan Region (Santiago), Chile.**Directors (or Managers):**

Celulosa Arauco y Constitución S.A.

General Manager: Leonardo Bastidas Almarza**Subscribed and paid-in capital as of 12.31.2024 (thousands of USD):** 15,980**Current ownership interest:** 99.9990%**Percentage over parent assets:** 0.1041%**Description of the business relationship:** Purchase and sale of electric energy.**Arauco Canada Limited****Date of incorporation:** April 1, 1960**Corporate purpose:** Manufacturing of panels and medium-density boards, pressed wood, fiberboard, particleboard, plywood, laminated or enhanced wood; commercialization of such products.**Registered address:** 657 Base Line Rd, Sault Ste Marie, ON, P6A 5K6, Canada.**Directors:**Russell Jordan
Pablo Franzini
David Williams**General Manager:** Russell Jordan**Subscribed and paid-in capital as of 12.31.2025 (thousands of CAD):** 30,931**Current ownership interest:** 99.9991%**Percentage over parent assets:** 4.2865%**Description of the business relationship:** Sale of pulp.**Arauco Celulose do Brasil S.A.****Date of incorporation:** August 9, 2022**Corporate purpose:** Manufacturing, commercialization, import and export of pulp, paper, and other products derived from forest materials; establishment, development, and commercialization of forests and timber, including forestry, reforestation, genetic improvement, silviculture, forest management, and harvesting, whether own or third-party, directly or through specialized companies; production and commercialization of seedlings, seeds, timber and its by-products; provision of technical assistance and project services related to forestry activities; provision of services, import, export, and exploitation of goods related to the corporate purpose; transportation on its own account or on behalf of third parties; generation, sale, and distribution of electric energy; and participation as partner, shareholder, or member in other civil or commercial companies in Brazil or abroad, regardless of their corporate purpose.**Registered address:** Inocência, State of Mato Grosso do Sul, on Highway MS 377, s/n, Km 95, Industrial District of Pulp, ZIP Code 79585-850, Brazil.**Directors:**Cristian Infante Bilbao
Iván Chamorro Lange
Gianfranco Truffello Jijena**General Manager:** Carlos Altimiras Ceardi**Subscribed and paid-in capital as of 12.31.2025 (thousands of USD):** 2,779,747**Current ownership interest:** 99.9990%**Percentage over parent assets:** 13.3988%**Description of the business relationship:** No material commercial relationships have been maintained, nor are any expected in the future.**Arauco Colombia S.A.****Date of incorporation:** February 15, 2008**Corporate purpose:** Trade of timber and forest products, as well as their promotion, market research, and intermediation in the sale of timber and forest products. For such purposes, it may acquire, sell, encumber, mortgage, guarantee, lease, possess, and dispose of all types of movable and immovable property, real and personal rights; open bank accounts in national and international financial institutions, whether public or private; participate in other companies; and establish trusts.**Registered address:** AV19 No. 118-30, Office 508, Bogotá, Colombia.**Directors:**Charles Kimber Wylie
Pablo Franzini
Francisco Figueroa Duclos**General Manager:** Juan Pablo Gomez**Subscribed and paid-in capital as of 12.31.2025 (thousands of USD):** 2,502**Current ownership interest:** 99.9983%**Percentage over parent assets:** 0%**Description of the business relationship:** No material commercial relationships have been maintained, nor are any expected in the future.**Arauco do Brasil S.A.****Date of incorporation:** August 9, 2022**Corporate purpose:** Manufacturing, commercialization, import and export of pulp, paper, and other products derived from forest materials; establishment, development, and commercialization of forests and timber, including forestry, reforestation, genetic improvement, silviculture, forest management, and harvesting; production and commercialization of seedlings, seeds, timber and its by-products; provision of technical assistance and forestry-related project services; provision of services, import, export, and exploitation of goods related to the corporate purpose; transportation; generation, sale, and distribution of electric energy; and participation in other companies in Brazil or abroad.**Registered address:** City of Curitiba, State of Paraná, Avenida Iguazu No. 2820, Second Floor, Corporate Block, Office No. 21, Água Verde, ZIP Code 80.240-031, Brazil.**Directors:**Gianfranco Truffello Jijena
Pablo Franzini
Cristián Infante Bilbao**General Manager:** Mario Neto**Subscribed and paid-in capital as of 12.31.2025 (thousands of BRL):** 1,138,778**Current ownership interest:** 99.9991%**Percentage over parent assets:** 1.2967%**Description of the business relationship:** No material commercial relationships have been maintained, nor are any expected in the future.**Arauco Empreendimentos Florestais MS Ltda.****Date of incorporation:** August 21, 2025**Corporate purpose:** Participation in other civil or commercial companies as partner, shareholder, quota holder, or in any other capacity.**Registered address:** Avenida Iguazu No. 2820, Suite 22, 2nd Floor, Condomínio Iguazu 2820, Corporate Block, Água Verde, Curitiba - PR, ZIP Code 80240031, Brazil.**Directors:** No board of directors.**General Manager:** Carlos Altimiras Ceardi**Subscribed and paid-in capital as of 12.31.2025 (thousands of BRL):** 10**Current ownership interest:** 99.9991%**Percentage over parent assets:** 0%**Description of the business relationship:** No material commercial relationships have been maintained, nor are any expected in the future.**Arauco Europe Cooperatief U.A.****Date of incorporation:** September 20, 2010**Corporate purpose:** Acquire, hold and/or dispose of investments and manage them on an ongoing basis; acquire, hold and/or dispose of interests in companies and businesses.**Registered address:** Schipholweg 9c, 3rd floor, 2316 XB Leiden, The Netherlands.**Directors:**Alfonso Valdés González
Gianfranco Truffello Jijena
Ricardo Strauszer**General Manager:** Alfonso Valdés González**Subscribed and paid-in capital as of 12.31.2025 (thousands of USD):** 2,743,516**Current ownership interest:** 99.9990%**Percentage over parent assets:** 18.6305%**Description of the business relationship:** No material commercial relationships have been maintained, nor are any expected in the future.

Arauco Industria de México, S.A. de C.V.**Date of incorporation:** August 23, 2001**Corporate purpose:** Acquire, purchase, sell, import, export, store, manufacture, distribute, and commercialize all types of wood products or wood panels or any other materials in any form, directly or through intermediaries; plant, exploit, and dispose of forests; invest in all types of movable and immovable assets.**Registered address:** Carretera Panamericana, km 959, José María Morelos y Pavón (La Tinaja), Durango, ZIP Code 34390, Mexico.**Directors:**

Cristian Infante Bilbao

Pablo Franzini

Gianfranco Truffello Jijena

General Manager: José Manuel Hernández Ayala**Subscribed and paid-in capital as of 12.31.2025 (thousands of MXN):** 3,422,132**Current ownership interest:** 99.9991%**Percentage over parent assets:** 1.8720%**Description of the business relationship:** No material commercial relationships have been maintained, nor are any expected in the future.**Arauco Indústria de Painéis S.A.****Date of incorporation:** May 8, 1995**Corporate purpose:** Industry, trade, import and export of reconstituted wood panels; agricultural and extractive activities related to forestry, afforestation, and reforestation; trade of forests, timber, and forest by-products.**Registered address:** Ponta Grossa, State of Paraná, Highway BR-376, Km 503, Southbound, Servidão A, No. 1,690, ZIP Code 84.045-610, Brazil.**Directors:**

Gianfranco Truffello Jijena

Cristian Infante Bilbao

Pablo Franzini

General Manager: Mario Neto**Subscribed and paid-in capital as of 12.31.2025 (thousands of BRL):** 799,574**Current ownership interest:** 99.9991%**Percentage over parent assets:** 0.6834%**Description of the business relationship:** No material commercial relationships have been maintained, nor are any expected in the future.**Arauco Middle East DMCC****Date of incorporation:** April 29, 2015**Corporate purpose:** Trading of raw materials, wood products, vegetables and fruits, food and beverages, paper, cotton, and natural fibers.**Registered address:** Office 403, 1 Lake Plaza, Cluster T, JLT, Dubai, UAE.**Directors**

Francisco Figueroa Duclos

Pablo Franzini

Charles Kimber Wylie

General Manager: Francisco Figueroa Duclos**Subscribed and paid-in capital as of 12.31.2025 (thousands of USD):** 1,001**Current ownership interest:** 99.9990%**Percentage over parent assets:** 0.0075%**Description of the business relationship:** No material commercial relationships have been maintained, nor are any expected in the future.**Arauco MS Participações S.A.****Date of incorporation:** November 30, 2023**Corporate purpose:** Participation as partner or shareholder in companies of any nature; office and administrative support services.**Registered address:** Aparecida do Taboado, State of Mato Grosso do Sul, Rua Duque de Caxias No. 4298, Room "B", Centro, ZIP Code 79.570-009, Brazil.**Directors:**

Iván Chamorro

Cristián Infante Bilbao

Gianfranco Truffello Jijena

General Manager: Carlos Altimiras Ceardi**Subscribed and paid-in capital as of 12.31.2025 (thousands of USD):** 465,867**Current ownership interest:** 99.9991%**Percentage over parent assets:** 1.5939%**Description of the business relationship:** No material commercial relationships have been maintained, nor are any expected in the future.**Arauco North America, Inc.****Date of incorporation:** June 16, 2006**Corporate purpose:** Manufacturing of panels and medium-density boards, pressed wood, fiberboard, particleboard, plywood, laminated or enhanced wood; commercialization of such products.**Registered address:** 400 Perimeter Center Terrace, Suite 750, Atlanta, GA 30356, USA.**Directors:**

Russell Jordan

Pablo Franzini

David Williams

General Manager: Russell Jordan**Subscribed and paid-in capital as of 12.31.2025 (thousands of USD):** 160,863**Current ownership interest:** 99.9991%**Percentage over parent assets:** 5.2344%**Description of the business relationship:** No material commercial relationships have been maintained, nor are any expected in the future.**Arauco Participações Florestais Ltda.****Date of incorporation:** October 27, 2021**Corporate purpose:** Equity participation in other civil or commercial companies, whether as partner, shareholder, or otherwise.**Registered address:** Curitiba, State of Paraná, Avenida Iguazu No. 2820, Suite 23, 2nd Floor, Corporate Block, Água Verde, Curitiba, Paraná, ZIP Code 80240-031, Brazil.**Directors:** No board of directors or management.**General Manager:** Carlos Altimiras Ceardi**Subscribed and paid-in capital as of 12.31.2025 (thousands of BRL):** 437,311**Current ownership interest:** 99.9991%**Percentage over parent assets:** 0.4759%**Description of the business relationship:** No material commercial relationships have been maintained, nor are any expected in the future.**Arauco Perú S.A.****Date of incorporation:** October 27, 1997**Corporate purpose:** Purchase, sale, distribution, commercialization, import or export, on its own account or on behalf of third parties, of all types of timber, forest products, by-products or derivatives, as well as any other activity that the General Shareholders' Meeting may decide to undertake.**Registered address:** Calle Esquilache 371, 6th floor, San Isidro, Lima, Peru.**Directors:**

Charles Kimber Wylie

Pablo Franzini

Francisco Figueroa Duclos

General Manager: Paul Cristóbal Miranda**Subscribed and paid-in capital as of 12.31.2025 (thousands of USD):** 22**Current ownership interest:** 99.9990%**Percentage over parent assets:** 0.0362%**Description of the business relationship:** No material commercial relationships have been maintained, nor are any expected in the future.**Arauco Porto Brasil S.A.****Date of incorporation:** June 30, 2025**Corporate purpose:** (a) water terminal management services; (b) rail freight transportation; (c) road freight transportation, excluding hazardous goods and moving services, at intermunicipal, interstate, and international levels; and (d) port operator activities.**Registered address:** Santos, State of São Paulo, Alameda Armênio Mendes No. 66, 7th floor, Room 701, Aparecida district, ZIP Code 11.035-260, Brazil.**Directors:**

Cristian Infante Bilbao

Iván Chamorro Lange

Gianfranco Truffello Jijena

General Manager: Carlos Altimiras Ceardi**Subscribed and paid-in capital as of 12.31.2025 (thousands of USD):** 18**Current ownership interest:** 99.9981%**Percentage over parent assets:** 0.0002%**Description of the business relationship:** No material commercial relationships have been maintained, nor are any expected in the future.**Arauco Ventures Limited****Date of incorporation:** October 3, 2022**Corporate purpose:** Holding of operating companies.**Registered address:** Suite 1, 7th Floor, 50 Broadway, London, United Kingdom, SW1H 0BL.**Directors:**

Gianfranco Truffello Jijena

Pablo Franzini

Gonzalo Zegers Ruiz Tagle

General Manager: Not applicable**Subscribed and paid-in capital as of 12.31.2025 (thousands of USD):** 36,621**Current ownership interest:** 99.9990%**Percentage over parent assets:** 0.1106%**Description of the business relationship:** No material commercial relationships have been maintained, nor are any expected in the future.

Arauco Wood (China) Company Limited**Date of incorporation:** August 16, 2018**Corporate purpose:** Sales and intermediation of forest products, marketing, promotion, and market research activities.**Registered address:** Room 5103 in Room 5149 (actual Room 4549 in Room 4503A), No. 268 Middle Xi Zang Road, Huangpu District, Shanghai, China.**Directors:**

Pablo Franzini

Charles Kimber Wylie

Francisco Figueroa Duclos

General Manager: Rodolfo Ziegele**Subscribed and paid-in capital as of 12.31.2025 (thousands of USD):** 146**Current ownership interest:** 99.9990%**Percentage over parent assets:** 0.0043%**Description of the business relationship:** No material commercial relationships have been maintained, nor are any expected in the future.**Arauco Wood Limited****Date of incorporation:** May 23, 2022**Corporate purpose:** Holding of operating companies.**Registered address:** Suite 1, 7th Floor, 50 Broadway, London, United Kingdom, SW1H 0BL.**Directors:**

Matías Domeyko Cassel

Cristián Infante Bilbao

Gianfranco Truffello Jijena

Pablo Franzini

Felipe Guzmán Rencoret

General Manager: Not applicable**Subscribed and paid-in capital as of 12.31.2025 (thousands of USD):** 2,022,172**Current ownership interest:** 99.9991%**Percentage over parent assets:** 18.6830%**Description of the business relationship:** No material commercial relationships have been maintained, nor are any expected in the future.**Araucocomex S.A. de C.V.****Date of incorporation:** September 1, 2000**Corporate purpose:** Purchase, sale, import, export, commercialization and distribution of pulp, wood-based panels and/or wood derivatives, and wood in all its forms, raw or processed, including dimensioned and/or manufactured for special or general purposes, whether carried out directly or through third parties or in association with third parties under any legal structure; processing of wood and pulp products, including pallet manufacturing and contract manufacturing of any type of product or form derived from wood or pulp.**Registered address:** Avenida Lopez Mateos Sur No. 1450, Interior Floor 1, Las Villas, ZIP Code 45643, Tlajomulco de Zúñiga, Jalisco, Mexico.**Directors:**

Cristián Infante Bilbao

Gianfranco Truffello Jijena

Pablo Franzini

General Manager: José Manuel Hernández Ayala**Subscribed and paid-in capital as of 12.31.2025 (thousands of USD):** 32,831**Current ownership interest:** 99.9991%**Percentage over parent assets:** 0.2837%**Description of the business relationship:** No material commercial relationships have been maintained, nor are any expected in the future.**Araucocomex Servicios, S.A. de C.V.****Date of incorporation:** August 23, 2001**Corporate purpose:** Provision of all types of services, including but not limited to advisory, administrative, professional, technical, human resources, operational, managerial, marketing, programming, sales, consulting services, and the execution of all contracts necessary to provide such services, whether within Mexico or abroad, excluding the provision of legal services.**Registered address:** Rio Neva, Interior Prologis Park Laurel Building 1, Bosques de Xhala, Cuautitlán Izcalli, Mexico, ZIP Code 54712.**Directors:**

Cristián Infante Bilbao

Gianfranco Truffello Jijena

Pablo Franzini

General Manager: José Manuel Hernández Ayala**Subscribed and paid-in capital as of 12.31.2025 (thousands of MXN):** 167**Current ownership interest:** 99.9991%**Percentage over parent assets:** 0.0148%**Description of the business relationship:** No material commercial relationships have been maintained, nor are any expected in the future.**Consortio Protección Fitosanitaria Forestal S.A.****Tax ID:** 96.657.900-5**Date of incorporation:** November 12, 1992**Corporate purpose:** Production, purchase and sale of forestry-related inputs, and provision of services aimed at protecting and improving the cultivation and development of tree species of any type; production, research and training in forestry resources and related activities, and all acts directly or indirectly related to the fulfillment of such purpose.**Registered address:** Av. María Dolores 3580, P.O. Box 1194, Los Ángeles, Bío Bío, Chile.**Directors:**

Miguel Castillo Salazar

Marcelo Vaccaro Bustos

Rodrigo Ahumada Núñez

Juan Anzieta Neumann

Jorge López Sepúlveda

General Manager: Claudio Goycoolea Prado**Subscribed and paid-in capital as of 12.31.2025 (thousands of CLP):** 468,055**Current ownership interest:** 56.8312%**Percentage over parent assets:** 0.0013%**Description of the business relationship:** No material commercial relationships have been maintained, nor are any expected in the future.**E2E SpA.****Tax ID:** 76.879.577-0**Date of incorporation:** May 2, 2018**Corporate purpose:** Development of high-standard dry construction solutions based on wood framing, including exterior and interior walls in prefabricated panels, as well as flooring, ceiling and façade solutions, all delivered with full on-site installation or assembly, both in Chile and the rest of Latin America.**Registered address:** Camino a Melipilla 10651, Santiago, Maipú, Metropolitan Region, Chile.**Directors:**

Maderas Arauco S.A.

General Manager: Felipe Montes Torres**Subscribed and paid-in capital as of 12.31.2025 (thousands of CLP):** 59,350,421**Current ownership interest:** 99.9986%**Percentage over parent assets:** 0.0486%**Description of the business relationship:** No material commercial relationships have been maintained, nor are any expected in the future.**Forestal Arauco S.A.****Tax ID:** 85.805.200-9**Date of incorporation:** November 9, 1978**Corporate purpose:** Forestry activities on owned or otherwise operated land and nurseries, including afforestation, reforestation, thinning, care, management, harvesting and industrialization of planted and native forests; agricultural and livestock activities; sale and export of products and by-products; provision of forestry, agricultural and livestock services; leasing of movable assets; forest fire protection services; grape cultivation and wine production.**Registered address:** Av. El Golf 150, Floor 14, Las Condes, Metropolitan Region, Chile.**Directors:**

Matías Domeyko Cassel

Jorge Andueza Fouque

Roberto Angelini Rossi

Charles Kimber Wylie

Cristián Infante Bilbao

Franco Mellafe Angelini

Juan Álvaro Saavedra Flórez

General Manager: Iván Chamorro Lange**Subscribed and paid-in capital as of 12.31.2025 (thousands of USD):** 1,891,041**Current ownership interest:** 99.9484%**Percentage over parent assets:** 17.5650%**Description of the business relationship:** Supply of forest products.

Forestal Cholguán S.A.**Tax ID:** 93.838.000-7**Date of incorporation:** November 29, 1978**Corporate purpose:** Forestry activities in all forms, including acquisition of rural properties, afforestation, reforestation, maintenance and harvesting of forests, and industrialization of wood, either directly or through participation in other companies.**Registered address:** El Golf 150, Floor 14, Las Condes, Metropolitan Region, Chile.**Directors:**

Iván Chamorro Lange

Jorge Serón Ferré

Juan Anzieta Neumann

General Manager: Rodrigo Sobarzo**Subscribed and paid-in capital as of 12.31.2025 (thousands of USD):** 55,916**Current ownership interest:** 98.6430%**Percentage over parent assets:** 1.5492%**Description of the business relationship:** No material commercial relationships have been maintained, nor are any expected in the future.**Inversiones Arauco Internacional Ltda.****Tax ID:** 96.563.550-5**Date of incorporation:** September 7, 1989**Corporate purpose:** Investments in Chile and/or abroad in real estate, movable assets, securities, equity interests, and all types of assets, as well as complementary activities.**Registered address:** El Golf 150, Floor 14, Las Condes, Metropolitan Region (Santiago), Chile.**Directors:**

Jorge Andueza Fouque

Roberto Angelini Rossi

Manuel Bezanilla Urrutia

Matías Domeyko Cassel

Cristián Infante Bilbao

Antonio Luque Guerrero

Robinson Tajmuchi Vásquez

Gonzalo Zegers Ruiz-Tagle

General Manager: Pablo Franzini**Subscribed and paid-in capital as of 12.31.2025 (thousands of USD):** 5,633,870**Current ownership interest:** 99.9990%**Percentage over parent assets:** 40.6274%**Description of the business relationship:** No material commercial relationships have been maintained, nor are any expected in the future.**Investigaciones Forestales Bioforest SpA.****Tax ID:** 79.990.550-7**Date of incorporation:** April 11, 1990**Corporate purpose:** Development of technologies to achieve a high level of knowledge of forest resources to maximize productivity.**Registered address:** El Golf 150, Floor 14, Las Condes, Metropolitan Region, Chile.**Directors:**

Forestal Arauco S.A.

General Manager: Sebastián Mandiola Peralta**Subscribed and paid-in capital as of 12.31.2025 (thousands of USD):** 298**Current ownership interest:** 99.9489%**Percentage over parent assets:** 0.0339%**Description of the business relationship:** Provision of R&D services.**Leasing Forestal S.A.****Date of incorporation:** December 17, 1998**Corporate purpose:** Execution of leasing agreements in accordance with Law 25,248.**Registered address:** Av. Belgrano 687, 8th Floor, Office 33, Buenos Aires, Argentina.**Directors:**

Pablo Cristian Ruival

General Manager: Pablo Cristian Ruival**Subscribed and paid-in capital as of 12.31.2025 (thousands of ARS):** 2,000**Current ownership interest:** 99.9801%**Percentage over parent assets:** 0%**Description of the business relationship:** No material commercial relationships have been maintained, nor are any expected in the future.**Lemu Earth SpA****Lemu Earth SpA****Tax ID:** 76.860.724-9**Date of incorporation:** March 6, 2018**Corporate purpose:** Industrial artificial intelligence (IAI) company driven by ethics, using advanced technologies to help reverse environmental crises.**Registered address:** Av. Manquehue Sur 520, Office 205, Las Condes, Metropolitan Region, Chile.**Directors:**

Gianfranco Truffello Jijena

Gonzalo Zegers Ruiz-Tagle

Alejandro Tocigl Domeyko

General Manager: Leonardo Arturo Prieto Williamson**Subscribed and paid-in capital as of 12.31.2025 (thousands of USD):** 4,925**Current ownership interest:** 96.3692%**Percentage over parent assets:** 0%**Description of the business relationship:** No material commercial relationships have been maintained, nor are any expected in the future.**Lemu Global Limited****Date of incorporation:** November 1, 2022**Corporate purpose:** Holding of operating companies.**Registered address:** Suite 1, 7th Floor, 50 Broadway, London, United Kingdom, SW1H 0DB.**Directors:**

Alejandro Tocigl Domeyko

Gianfranco Truffello Jijena

Gonzalo Zegers Ruiz-Tagle

General Manager: Not applicable**Subscribed and paid-in capital as of 12.31.2025 (thousands of USD):** 17,519**Current ownership interest:** 96.3692%**Percentage over parent assets:** 0.0587%**Description of the business relationship:** No material commercial relationships have been maintained, nor are any expected in the future.**Lemu Inc.****Date of incorporation:** February 17, 2023**Corporate purpose:** Provision of professional, technological, marketing, and nature conservation services, directly or through third parties.**Registered address:** 2141 N Commerce Parkway, Suite 113, Weston, Miami, Florida, FL 33326, USA.**Directors:**

Gianfranco Truffello Jijena

Gonzalo Zegers Ruiz-Tagle

Alejandro Tocigl Domeyko

General Manager: Not applicable**Subscribed and paid-in capital as of 12.31.2025 (thousands of USD):** 1**Current ownership interest:** 96.3692%**Percentage over parent assets:** 0%**Description of the business relationship:** No material commercial relationships have been maintained, nor are any expected in the future.**Maderas Arauco Costa Rica S.A.****Date of incorporation:** May 7, 2018**Corporate purpose:** Trade of wood and forest products, as well as their promotion, market research, and intermediation in the sale of wood and forest products. To carry out its purposes, it may purchase, sell, encumber, mortgage, guarantee, lease, own, and dispose of all types of movable and immovable property, real and personal rights, open bank accounts in national and international banking systems, whether public or private, participate in other companies, and establish trusts.**Registered address:** Plaza Roble Corporate Center, Las Terrazas Building, Office 532, Guachipelín, Escazú, Costa Rica.**Directors:**

Francisco Figueroa Duclos

Pablo Franzini

Charles Kimber Wylie

General Manager: Andrés Castro Arias**Subscribed and paid-in capital as of 12.31.2025 (thousands of USD):** 0**Current ownership interest:** 99.9990%**Percentage over parent assets:** 0.0046%**Description of the business relationship:** No material commercial relationships have been maintained, nor are any expected in the future.

Maderas Arauco S.A.**Tax ID:** 96.510.970-6**Date of incorporation:** November 13, 1986**Corporate purpose:** Industrialization of forests owned by the company or third parties, particularly through the production of panels and medium-density boards, pressed, fiberboard, particleboard, plywood, laminated or enhanced wood;

commercialization of products and by-products; sale, distribution, commercialization, import and export of raw materials and wood products; provision of related services; production, purchase, sale, transportation and distribution of electricity and steam; generation and commercialization of Certified Emission Reductions (carbon credits); and provision of business administration and IT-related services.

Registered address: Av. El Golf 150, Floor 14, Las Condes, Metropolitan Region, Chile.**Directors:**

Matías Domeyko Cassel

Jorge Andueza Fouque

Cristián Infante Bilbao

Gonzalo Zegers Ruiz-Tagle

Gianfranco Truffello Jijena

Charles Kimber Wylie

Iván Chamorro Lange

Antonio Luque Guerrero

General Manager: Pablo Franzini**Subscribed and paid-in capital as of 12.31.2025 (thousands of USD):** 237,001**Current ownership interest:** 99.9986%**Percentage over parent assets:** 5.8065%**Description of the business relationship:**

Purchase of wood and wood-derived products.

Mahal Emp. e Part. S.A.**Date of incorporation:** April 28, 2009**Corporate purpose:** Wood processing activities and procurement of inputs for eucalyptus and other species plantations.**Registered address:** Paranaíba, State of Mato Grosso do Sul, Avenida Orlando Colli No. 320, Parque Industrial Antonio Ovidio I, ZIP Code 79.500-000, Brazil.**Directors:**

Iván Chamorro Lange

Cristián Infante Bilbao

Gianfranco Truffello Jijena

General Manager: Carlos Altimiras Ceardi**Subscribed and paid-in capital as of 12.31.2025 (thousands of BRL):** 456,727**Current ownership interest:** 99.9991%**Percentage over parent assets:** 0.3264%**Description of the business relationship:** No material commercial relationships have been maintained, nor are any expected in the future.**Novo Oeste Gestão de Ativos Florestais S.A.****Date of incorporation:** October 22, 2010**Corporate purpose:** Forest asset management; trade of wood and by-products; procurement of inputs for eucalyptus and other species plantations.**Registered address:** Aparecida do Taboado, State of Mato Grosso do Sul, Rua Duque de Caxias No. 4692, Upper Floor, Centro, ZIP Code 79570-000, Brazil.**Directors:**

Iván Chamorro Lange

Cristián Infante Bilbao

Gianfranco Truffello Jijena

General Manager: Carlos Altimiras Ceardi**Subscribed and paid-in capital as of 12.31.2025 (thousands of BRL):** 32,801**Current ownership interest:** 99.9991%**Percentage over parent assets:** 0.0137%**Description of the business relationship:** No material commercial relationships have been maintained, nor are any expected in the future.**Serv. Aéreos Forestales Ltda.****Tax ID:** 76.375.371-9**Date of incorporation:** March 27, 2014**Corporate purpose:** Provision of air services including passenger and cargo transport, forest patrol, photography, advertising, magnetic surveying, using owned or third-party aircraft; maintenance, repair, and modification of aeronautical products and components.**Registered address:** El Golf 150, Floor 14, Las Condes, Metropolitan Region (Santiago), Chile.**Directors:**

Inversiones Arauco Internacional Ltda.

General Manager: Gianfranco Truffello Jijena**Subscribed and paid-in capital as of 12.31.2025 (thousands of USD):** 30,400**Current ownership interest:** 99.9991%**Percentage over parent assets:** 0.0304%**Description of the business relationship:** No material commercial relationships have been maintained, nor are any expected in the future.**Servicios Logísticos Arauco SpA.****Tax ID:** 96.637.330-K**Date of incorporation:** April 27, 1992**Corporate purpose:** Intermediation in port operations, including loading, unloading, cargo handling, storage, and related services; provision of transport services (land, air, sea, and river); and logistics services associated with these activities.**Registered address:** Av. El Golf 150, Floor 14, Las Condes, Metropolitan Region, Chile.**Directors:**

Maderas Arauco S.A.

General Manager: Ricardo Brunner Moreno**Subscribed and paid-in capital as of 12.31.2025 (thousands of USD):** 417**Current ownership interest:** 99.9992%**Percentage over parent assets:** 0.0234%**Description of the business relationship:** Provision of port services.**Tecverde S.A.****Date of incorporation:** March 2, 2009**Corporate purpose:** Engineering, manufacturing, and installation of wood-based construction solutions in Brazil; provision of industrial construction system services; assembly of wood-based panels and elements; and commercialization of related products.**Registered address:** Ruta Pedro de Alcântara Meira 1195, Fazenda Velha, Araucária, PR, 83704-530, Brazil.**Directors:**

Ronaldo De Luna Passeri

Stephan Constantino

Francine Vidal

General Manager: Ronaldo De Luna Passeri**Subscribed and paid-in capital as of 12.31.2025 (thousands of BRL):** 217,810**Current ownership interest:** 91.1131%**Percentage over parent assets:** 0%**Description of the business relationship:** No material commercial relationships have been maintained, nor are any expected in the future.**Woodaffix, LLC.****Date of incorporation:** October 15, 2021**Corporate purpose:** Manufacturing and sale of wood components for the furniture industry based on decorative laminated panels.**Registered address:** 579 Williamette Road, Bennettsville, SC 29512, USA.**Directors:**

Pablo Franzini

Russell Jordan

Álvaro Ortiz; Diego Tuleski

General Manager: Not applicable**Subscribed and paid-in capital as of 12.31.2025 (thousands of USD):** 0**Current ownership interest:** 99.9991%**Percentage over parent assets:** 0.0004%**Description of the business relationship:** No material commercial relationships have been maintained, nor are any expected in the future.**Altovento SpA****Tax ID:** 78.115.725-2**Date of incorporation:** June 3, 2025**Corporate purpose:** (a) To carry out the development of all types of wind energy projects; (b) The promotion, construction, and operation of wind farms generating energy from non-conventional renewable sources or any other source; (c) Advisory, administration and/or management, on its own behalf or on behalf of third parties, of power generation projects, whether from non-conventional renewable sources or any other source; (d) Investment in all types of shares, securities, equity interests, and credit instruments; (e) The management and exploitation of such investments and their returns; and (f) The development of all related activities required to fulfill the corporate purpose.**Registered address:** Av. El Golf No. 150, Floor 14, Las Condes, Metropolitan Region (Santiago), Chile.**Directors (or Managers):**

Gonzalo Zegers Ruiz-Tagle

Gianfranco Truffello Jijena

Claudio Ulloa Collado

Ricardo Busch Lothholz

General Manager: Ricardo Busch Lothholz**Subscribed and paid-in capital as of 12.31.2025 (thousands of CLP):** 553,000**Current ownership interest:** 99.9484%**Percentage over parent company total assets:** 0.0033%**Description of the business relationship:** No material commercial relationships have been maintained, nor are any expected.

Parque Eólico El Jazmín SpA**Tax ID:** 77.985.297-0**Date of incorporation:** July 5, 2024

Corporate purpose: To carry out the development of all types of wind energy projects. The promotion, construction, and operation of wind farms generating energy from non-conventional renewable sources or any other source. Advisory, administration and/or management, on its own behalf or on behalf of third parties of power generation projects, whether from non-conventional renewable sources or any other source. The commercialization of electric energy, ownership of facilities and the sale thereof to both private and public entities. Investment in all types of shares, securities, equity interests, and credit instruments. The management and exploitation of such investments and their returns. The development of all related activities required to fulfill the corporate purpose.

Registered address: Av. El Golf No. 150, Floor 14, Las Condes, Metropolitan Region (Santiago), Chile.

Directors (or Managers):

Gonzalo Zegers Ruiz-Tagle
Gianfranco Truffello Jijena
Claudio Ulloa Collado
Ricardo Busch Lothholz

General Manager: Ricardo Busch Lothholz**Subscribed and paid-in capital as of 12.31.2025 (thousands of CLP):** 1,000**Current ownership interest:** 99.9484%**Percentage over parent company total assets:** 0%**Description of the business relationship:** No material commercial relationships have been maintained, nor are any expected.**Parque Eólico Girasol SpA****Tax ID:** 77.744.968-0**Date of incorporation:** December 14, 2022

Corporate purpose: To carry out the development of all types of wind energy projects. The promotion, construction, and operation of wind farms generating energy from non-conventional renewable sources or any other source. Advisory, administration and/or management, on its own behalf or on behalf of third parties of power generation projects, whether from non-conventional renewable sources or any other source. The commercialization of electric energy, ownership of facilities and the sale thereof to both private and public entities. Investment in all types of shares, securities, equity interests, and credit instruments. The management and exploitation of such investments and their returns. The development of all related activities required to fulfill the corporate purpose.

Registered address: Av. El Golf No. 150, Floor 14, Las Condes, Metropolitan Region (Santiago), Chile.

Directors (or Managers):

Gonzalo Zegers Ruiz-Tagle
Gianfranco Truffello Jijena
Claudio Ulloa Collado
Ricardo Busch Lothholz

General Manager: Ricardo Busch Lothholz**Subscribed and paid-in capital as of 12.31.2025 (thousands of CLP):** 1,000**Current ownership interest:** 99.9484%**Percentage over parent company total assets:** 0%**Description of the business relationship:** No material commercial relationships have been maintained, nor are any expected.**Parque Eólico Hortensias SpA****Tax ID:** 77.945.814-8**Date of incorporation:** December 20, 2023

Corporate purpose: To carry out the development of all types of wind energy projects. The promotion, construction, and operation of wind farms generating energy from non-conventional renewable sources or any other source. Advisory, administration and/or management, on its own behalf or on behalf of third parties of power generation projects, whether from non-conventional renewable sources or any other source. The commercialization of electric energy, ownership of facilities and the sale thereof to both private and public entities. Investment in all types of shares, securities, equity interests, and credit instruments. The management and exploitation of such investments and their returns. The development of all related activities required to fulfill the corporate purpose.

Registered address: Av. El Golf No. 150, Floor 14, Las Condes, Metropolitan Region (Santiago), Chile.

Directors (or Managers):

Gonzalo Zegers Ruiz-Tagle
Gianfranco Truffello Jijena
Claudio Ulloa Collado
Ricardo Busch Lothholz

General Manager: Ricardo Busch Lothholz**Subscribed and paid-in capital as of 12.31.2025 (thousands of CLP):** 1,000**Current ownership interest:** 99.9484%**Percentage over parent company total assets:** 0%**Description of the business relationship:** No material commercial relationships have been maintained, nor are any expected.**Parque Eólico Las Calas SpA****Tax ID:** 77.869.168-K**Date of incorporation:** November 20, 2023

Corporate purpose: To carry out the development of all types of wind energy projects. The promotion, construction, and operation of wind farms generating energy from non-conventional renewable sources or any other source. Advisory, administration and/or management, on its own behalf or on behalf of third parties of power generation projects, whether from non-conventional renewable sources or any other source. The commercialization of electric energy, ownership of facilities and the sale thereof to both private and public entities. Investment in all types of shares, securities, equity interests, and credit instruments. The management and exploitation of such investments and their returns. The development of all related activities required to fulfill the corporate purpose.

Registered address: Av. El Golf No. 150, Floor 14, Las Condes, Metropolitan Region (Santiago), Chile.

Directors (or Managers):

Gonzalo Zegers Ruiz-Tagle
Gianfranco Truffello Jijena
Claudio Ulloa Collado
Ricardo Busch Lothholz

General Manager: Ricardo Busch Lothholz**Subscribed and paid-in capital as of 12.31.2025 (thousands of CLP):** 1,000**Current ownership interest:** 99.9484%**Percentage over parent company total assets:** 0%**Description of the business relationship:** No material commercial relationships have been maintained, nor are any expected.**Parque Eólico Las Dalias SpA****Tax ID:** 77.744.909-5**Date of incorporation:** December 14, 2022

Corporate purpose: To carry out the development of all types of wind energy projects. The promotion, construction, and operation of wind farms generating energy from non-conventional renewable sources or any other source. Advisory, administration and/or management, on its own behalf or on behalf of third parties of power generation projects, whether from non-conventional renewable sources or any other source. The commercialization of electric energy, ownership of facilities and the sale thereof to both private and public entities. Investment in all types of shares, securities, equity interests, and credit instruments. The management and exploitation of such investments and their returns. The development of all related activities required to fulfill the corporate purpose.

Registered address: Av. El Golf No. 150, Floor 14, Las Condes, Metropolitan Region (Santiago), Chile.

Directors (or Managers):

Gonzalo Zegers Ruiz-Tagle
Gianfranco Truffello Jijena
Claudio Ulloa Collado
Ricardo Busch Lothholz

General Manager: Ricardo Busch Lothholz**Subscribed and paid-in capital as of 12.31.2025 (thousands of CLP):** 1,000**Current ownership interest:** 99.9484%**Percentage over parent company total assets:** 0%**Description of the business relationship:** No material commercial relationships have been maintained, nor are any expected.**Parque Eólico Las Fresias SpA****Tax ID:** 77.744.915-K**Date of incorporation:** November 18, 2022

Corporate purpose: To carry out the development of all types of wind energy projects. The promotion, construction, and operation of wind farms generating energy from non-conventional renewable sources or any other source. Advisory, administration and/or management, on its own behalf or on behalf of third parties, of power generation projects, whether from non-conventional renewable sources or any other source. The commercialization of electric energy, ownership of facilities and the sale thereof to both private and public entities. Investment in all types of shares, securities, equity interests, and credit instruments. The management and exploitation of such investments and their returns. The development of all related activities required to fulfill the corporate purpose.

Registered address: Av. El Golf No. 150, Floor 14, Las Condes, Metropolitan Region (Santiago), Chile.

Directors (or Managers):

Gonzalo Zegers Ruiz-Tagle
Gianfranco Truffello Jijena
Claudio Ulloa Collado
Ricardo Busch Lothholz

General Manager: Ricardo Busch Lothholz**Subscribed and paid-in capital as of 12.31.2025 (thousands of CLP):** 1,000**Current ownership interest:** 99.9484%**Percentage over parent company total assets:** 0%**Description of the business relationship:** No material commercial relationships have been maintained, nor are any expected.

Parque Eólico Lavanda SpA**Tax ID:** 77.945.827-K**Date of incorporation:** January 24, 2024

Corporate purpose: To carry out the development of all types of wind energy projects. The promotion, construction, and operation of wind farms generating energy from non-conventional renewable sources or any other source. Advisory, administration and/or management, on its own behalf or on behalf of third parties, of power generation projects, whether from non-conventional renewable sources or any other source. The commercialization of electric energy, ownership of facilities and the sale thereof to both private and public entities. Investment in all types of shares, securities, equity interests, and credit instruments. The management and exploitation of such investments and their returns. The development of all related activities required to fulfill the corporate purpose.

Registered address: Av. El Golf No. 150, Floor 14, Las Condes, Metropolitan Region (Santiago), Chile.

Directors (or Managers):

Gonzalo Zegers Ruiz-Tagle
Gianfranco Truffello Jijena
Claudio Ulloa Collado
Ricardo Busch Lothholz

General Manager: Ricardo Busch Lothholz

Subscribed and paid-in capital as of 12.31.2025 (thousands of CLP): 1,000

Current ownership interest: 99.9484%

Percentage over parent company total assets: 0%

Description of the business relationship: No material commercial relationships have been maintained, nor are any expected.

Parque Eólico Los Cardos SpA**Tax ID:** 77.173.565-7**Date of incorporation:** August 7, 2023**Corporate purpose:**

To carry out the development of all types of wind energy projects. The promotion, construction, and operation of wind farms generating energy from non-conventional renewable sources or any other source. Advisory, administration and/or management, on its own behalf or on behalf of third parties of power generation projects, whether from non-conventional renewable sources or any other source. The commercialization of electric energy, ownership of facilities and the sale thereof to both private and public entities. Investment in all types of shares, securities, equity interests, and credit instruments. The management and exploitation of such investments and their returns. The development of all related activities required to fulfill the corporate purpose.

Registered address: Av. El Golf No. 150, Floor 14, Las Condes, Metropolitan Region (Santiago), Chile.

Directors (or Managers):

Gonzalo Zegers Ruiz-Tagle
Gianfranco Truffello Jijena
Claudio Ulloa Collado
Ricardo Busch Lothholz

General Manager: Ricardo Busch Lothholz

Subscribed and paid-in capital as of 12.31.2025 (thousands of CLP): 1,000

Current ownership interest: 99.9484%

Percentage over parent company total assets: 0%

Description of the business relationship: No material commercial relationships have been maintained, nor are any expected.

Parque Eólico Tulipanes SpA**Tax ID:** 77.869.171-K**Date of incorporation:** October 17, 2023**Corporate purpose:**

To carry out the development of all types of wind energy projects. The promotion, construction, and operation of wind farms generating energy from non-conventional renewable sources or any other source. Advisory, administration and/or management, on its own behalf or on behalf of third parties of power generation projects, whether from non-conventional renewable sources or any other source. The commercialization of electric energy, ownership of facilities and the sale thereof to both private and public entities. Investment in all types of shares, securities, equity interests, and credit instruments. The management and exploitation of such investments and their returns. The development of all related activities required to fulfill the corporate purpose.

Registered address: Av. El Golf No. 150, Floor 14, Las Condes, Metropolitan Region (Santiago), Chile.

Directors (or Managers):

Gonzalo Zegers Ruiz-Tagle
Gianfranco Truffello Jijena
Claudio Ulloa Collado
Ricardo Busch Lothholz

General Manager: Ricardo Busch Lothholz

Subscribed and paid-in capital as of 12.31.2025 (thousands of CLP): 1,000

Current ownership interest: 99.9484%

Percentage over parent company total assets: 0%

Description of the business relationship: No material commercial relationships have been maintained, nor are any expected.

Parque Eólico El Trébol SpA**Tax ID:** 78.075.458-3**Date of incorporation:** January 24, 2025**Corporate purpose:**

To carry out the development of all types of wind energy projects. The promotion, construction, and operation of wind farms generating energy from non-conventional renewable sources or any other source. Advisory, administration and/or management, on its own behalf or on behalf of third parties, of power generation projects, whether from non-conventional renewable sources or any other source. The commercialization of electric energy, ownership of facilities and the sale thereof to both private and public entities. Investment in all types of shares, securities, equity interests, and credit instruments. The management and exploitation of such investments and their returns. The development of all related activities required to fulfill the corporate purpose.

Registered address: Av. El Golf No. 150, Floor 14, Las Condes, Metropolitan Region (Santiago), Chile.

Directors (or Managers):

Gonzalo Zegers Ruiz-Tagle
Gianfranco Truffello Jijena
Claudio Ulloa Collado
Ricardo Busch Lothholz

General Manager: Ricardo Busch Lothholz

Subscribed and paid-in capital as of 12.31.2025 (thousands of CLP): 1,000

Current ownership interest: 99.9484%

Percentage over parent company total assets: 0%

Description of the business relationship: No material commercial relationships have been maintained, nor are any expected.

Inversiones Puerto Coronel S.A.**Tax ID:** 96.785.680-0**Date of incorporation:** January 4, 1996**Corporate purpose:**

To carry out investments in all types of movable and immovable assets, whether tangible or intangible; the acquisition of shares in corporations or limited partnerships with shares, equity interests in partnerships, ventures, bonds, commercial papers, and all types of securities or investment instruments; the management of such investments and their returns; and the development and/or participation in all types of businesses, projects, companies, and entities related to industrial, port, forestry, and commercial activities.

Registered address: Av. Carlos Prats 40, Coronel, Chile.

Directors (or Managers):

Esteban Papic Politeo
Franco Bozzalla Trabucco
Álvaro Saavedra Flórez
Fernando Reveco Santander
Fernando Elgueta Gálmez
Felipe Vial Claro

General Manager: Patricio Román Lois

Subscribed and paid-in capital as of 12.31.2025 (thousands of USD): 69,678

Current ownership interest: 50.0000%

Percentage over parent company total assets: 0.2410%

Description of the business relationship: No material commercial relationships have been maintained, nor are any expected.

Servicios Corporativos Sercor S.A.**Tax ID:** 96.925.430-1**Date of incorporation:** July 3, 2000**Corporate purpose:**

To provide advisory services to boards of directors and senior management of companies in business management, strategic planning, corporate communications, internal audit, management control, shareholder registry administration, economic studies, project evaluation, company valuation, and market research.

Registered address: Av. El Golf No. 150, Floor 14, Las Condes, Metropolitan Region (Santiago), Chile.

Directors (or Managers):

Roberto Angelini Rossi
Jorge Andueza Fouqué
Eduardo Navarro Beltrán
Andrés Lehuedé Bromley
Matías Domeyko Cassel

General Manager: Patricio Tapia Costa

Subscribed and paid-in capital as of 12.31.2025 (thousands of CLP): 2,974,624

Current ownership interest: 19.7286%

Percentage over parent company total assets: 0.0021%

Description of the business relationship: No material commercial relationships have been maintained, nor are any expected.

Falcão MS SPE S.A.**Date of incorporation:** August 8, 2022**Corporate purpose:** Acquisition of rural properties suitable for eucalyptus plantations in the State of Mato Grosso do Sul for third-party operations.**Registered address:** City of Água Clara, State of Mato Grosso do Sul, Rua Roaldo Ferreira Lino No. 04, Room 01, ZIP Code 79680-000, Brazil.**Directors (or Managers):**

Carlos Alberto Guerreiro

Matheus De Barros Moura

Carlos Altimiras Ceardi

General Manager: Matheus De Barros Moura**Subscribed and paid-in capital as of 12.31.2025 (thousands of R\$):** 939,295**Current ownership interest:** 48.9995%**Percentage over parent company total assets:** 0.4577%**Description of the business relationship:** No material commercial relationships have been maintained, nor are any expected.**Genómica Forestal S.A.****Tax ID:** 76.743.130-9**Date of incorporation:** October 25, 2006**Corporate purpose:** To carry out all types of services and activities aimed at the development of forest genomics through the use of biotechnological, molecular, and bioinformatics tools; provision of technology, engineering, biotechnology, and bioinformatics services; purchase, sale, and commercialization of seeds, equipment, and all types of tangible and intangible assets required for the fulfillment of its corporate purpose; and the management and execution of forest genomics projects.**Directors (or Managers):**

Eduardo Rodríguez

Francisco Rodríguez

Andrea Rodríguez

Felipe Leiva

Sofía Grez

General Manager: Sofía Valenzuela Águila**Subscribed and paid-in capital as of 12.31.2025 (thousands of CLP):** 245,586**Current ownership interest:** 24.9871%**Percentage over parent company total assets:** 0.00003%**Description of the business relationship:** No material commercial relationships have been maintained, nor are any expected.**Investment in Other Companies**

NCG 461 (6.5.2.i, 6.5.2.ii, 6.5.2.iii, 6.5.2.iv)

Fresno Industrial SpA**Tax ID:** 78.346.189-7**Date of incorporation:** October 15, 2025**Corporate purpose:** To install, operate, and manage industrial facilities for the washing, cleaning, drying, cracking, sorting, packaging, storage, conditioning, and commercialization of nuts and agricultural products, whether owned by the company or by entities fully controlled, directly or indirectly, by one of its shareholders, at any stage of their processes; to provide processing, conditioning, packaging, storage, and logistics services to entities fully controlled, directly or indirectly, by one of its shareholders in relation to nuts and agricultural products, either on its own account or on behalf of such entities, including tolling or contract manufacturing services; to acquire, lease, borrow for use, or otherwise hold movable and immovable assets, facilities, machinery, equipment, and technologies required for the development of its business; to import and export raw materials, agricultural products, finished goods, and by-products; to carry out transportation, distribution, and commercialization activities both in Chile and abroad; and to enter into all types of civil or commercial acts and agreements necessary or conducive to the fulfillment of its corporate purpose.**Current ownership interest:** 49.9742%**Percentage over parent company total assets:** 0%**Description of the business relationship:** No material commercial relationships have been maintained, nor are any expected.**Agrícola El Paque SpA****Tax ID:** 77.209.739-5**Date of incorporation:** July 6, 2020**Corporate purpose:** To carry out, on its own account or on behalf of third parties, in Chile or abroad, the following activities: (a) the study and development of agricultural projects; (b) the agricultural exploitation of owned or third-party land; (c) the commercialization, distribution, and/or export of fruits and agricultural products; and (d) in general, to enter into all acts and agreements necessary, related, or conducive to the fulfillment of the foregoing activities, including the purchase, sale, or lease of land and the incorporation of or participation in all types of companies.**Current ownership interest:** 49.9742%**Percentage over parent company total assets:** 0.0130%**Description of the business relationship:** No material commercial relationships have been maintained, nor are any expected.**Agrícola Fresno SpA****Tax ID:** 77.470.229-6**Date of incorporation:** October 13, 2021**Corporate purpose:** The commercialization, distribution, and/or export of fruits and agricultural products; the study and development of agricultural projects in the Maule, Ñuble, and Biobío regions in Chile; the acquisition of agricultural land and water rights in such regions for the financing, development, planting, cultivation, harvesting, operation, and maintenance of fruit tree crops, including hazelnuts and walnuts, among others; the agricultural exploitation of such properties; and, in general, the execution of all acts and agreements necessary, related, or conducive to the fulfillment of the foregoing activities, including the purchase, sale, or lease of land and the incorporation of or participation in all types of companies.**Current ownership interest:** 49.9742%**Percentage over parent company total assets:** 0.4389%**Description of the business relationship:** No material commercial relationships have been maintained, nor are any expected.**Agrícola San Gerardo SpA****Tax ID:** 77.017.167-9**Date of incorporation:** April 1, 2019**Corporate purpose:** To carry out, on its own account or on behalf of third parties, in Chile or abroad, the following activities: (a) the study and development of agricultural projects; (b) the agricultural exploitation of owned or third-party land; (c) the commercialization, distribution, and/or export of fruits and agricultural products; and (d) in general, to enter into all acts and agreements necessary, related, or conducive to the fulfillment of the foregoing activities, including the purchase, sale, or lease of land and the incorporation of or participation in all types of companies.**Current ownership interest:** 49.9742%**Percentage over parent company total assets:** 0.0105%**Description of the business relationship:** No material commercial relationships have been maintained, nor are any expected.**Celulosa y Energía Punta Pereira S.A.****Date of incorporation:** May 4, 2005**Corporate purpose:** Free Trade Zone user, authorized to carry out within it, under the tax exemptions and other benefits established in Law No. 15,921, all types of industrial, commercial, or service activities, such as: (a) commercialization, warehousing, storage, conditioning, selection, classification, splitting, assembly, disassembly, handling, or blending of goods or raw materials of foreign or domestic origin; (b) installation and operation of manufacturing facilities; and (c) provision of financial, IT, repair and maintenance, professional, and other services required for the proper functioning of installed activities, as well as the sale of such services to other countries.**Current ownership interest:** 49.9995%**Percentage over parent company total assets:** 5.5281%**Description of the business relationship:** No material commercial relationships have been maintained, nor are any expected.

EKA Chile S.A.**Tax ID:** 76.79.577-0**Date of incorporation:** September 20, 2002**Corporate purpose:** Development of high-standard dry construction solutions based on timber framing, including external and internal walls in prefabricated panels, as well as flooring, ceilings, and façade solutions, all delivered with full installation or on-site assembly, both in Chile and across Latin America.**Current ownership interest:** 50.0000%**Percentage over parent company total assets:** 0.1231%**Description of the business relationship:** Purchase of chemical products and sale of electric energy.**El Esparragal Asoc. Agraria de R.L.****Date of incorporation:** May 30, 2007**Corporate purpose:** Production of wood for industrial purposes; execution of activities required to achieve this purpose, such as afforestation, silvicultural treatments, forestry operations, and timber sales; execution of all secondary uses permitted by forest plantations, as well as any complementary forestry activities on the company's properties; purchase, sale, lease, and all types of transactions involving real estate; and any other activity classified as agricultural under Law No. 17,777.**Current ownership interest:** 49.9995%**Percentage over parent company total assets:** 0.0322%**Description of the business relationship:** No material commercial relationships have been maintained, nor are any expected.**Eufores S.A.****Date of incorporation:** April 15, 1983**Corporate purpose:** Production of wood for industrial purposes; execution of silvicultural activities, forestry operations, and timber sales; execution of secondary uses permitted by forest plantations; and any complementary forestry activities on the company's properties.**Current ownership interest:** 49.9995%**Percentage over parent company total assets:** 2.8576%**Description of the business relationship:** No material commercial relationships have been maintained, nor are any expected.**Forestal Cono Sur S.A.****Date of incorporation:** August 16, 1996**Corporate purpose:** Afforestation, industrialization, and commercialization of wood in all its forms, including exports, imports, and related activities.**Current ownership interest:** 49.9995%**Percentage over parent company total assets:** 0.5793%**Description of the business relationship:** No material commercial relationships have been maintained, nor are any expected.**Ongar S.A.****Date of incorporation:** March 4, 2011**Corporate purpose:** Afforestation, industrialization, and commercialization of wood in all its forms, including exports, imports, and related activities.**Current ownership interest:** 49.9995%**Percentage over parent company total assets:** 0%**Description of the business relationship:** No material commercial relationships have been maintained, nor are any expected.**Sonae Arauco S.A.****Date of incorporation:** May 14, 1946**Corporate purpose:** Manufacture, production, and sale of panels of any kind, as well as the manufacture, production, and sale of their raw materials, such as wood, adhesives, resins, or their derivatives, or construction materials; as well as the execution of activities derived from the transformation or application of products obtained through such processes. The acquisition, holding, use, general management, and disposal of all types of securities and negotiable instruments in the name and on behalf of the company.**Current ownership interest:** 49.9996%**Percentage over parent company total assets:** 1.1297%**Description of the business relationship:** No material commercial relationships have been maintained, nor are any expected.**Stora Enso Uruguay S.A.****Date of incorporation:** November 8, 2004**Corporate purpose:** Agricultural and livestock operations, forestry, fruit growing, citrus production, and their derivatives; industrialization of these products and their derivatives; investment in companies related to the aforementioned activities; and the development of related activities linked to investments both domestically and abroad, in public, private, or mixed companies, whether national or foreign.**Current ownership interest:** 49.9995%**Percentage over parent company total assets:** 0.5019%**Description of the business relationship:** No material commercial relationships have been maintained, nor are any expected.**Terminal Logística e Ind. M'Bopicuá S.A.****Date of incorporation:** July 22, 1999**Corporate purpose:** Execution and financing of infrastructure works for a port logistics terminal and industrial park; execution of all acts and procedures necessary or conducive to obtaining the required legal authorizations and permits; promotion, positioning, and dissemination of the project; operation and management of logistics and industrial activities carried out within the logistics terminal, port, and industrial park; exploitation of trademarks and similar intangible assets; purchase, sale, lease, management, construction, and all types of real estate operations; participation in, incorporation of, or acquisition of companies operating in the aforementioned sectors; import, export, representation, commission, and consignment activities; operation of industrial, commercial, and storage facilities; and the execution of other related or complementary activities directly linked to the corporate purpose; participation in economic and business groups.**Current ownership interest:** 49.9995%**Percentage over parent company total assets:** 0.0392%**Description of the business relationship:** No material commercial relationships have been maintained, nor are any expected.**Zona Franca Punta Pereira S.A.****Date of incorporation:** May 24, 2006**Corporate purpose:** Operation of a free trade zone in accordance with Law No. 15,921 and its implementing regulations, being able to carry out all operations inherent to such activity that are permitted, or may be permitted in the future, under the applicable regulations governing free trade zone operators.**Current ownership interest:** 49.9995%**Percentage over parent company total assets:** 0.9185%**Description of the business relationship:** No material commercial relationships have been maintained, nor are any expected.**Parque Eólico Ovejera del Sur SpA****Tax ID:** 76.839.949-2**Date of incorporation:** January 19, 2018**Corporate purpose:** Study and development of wind-based electric power generation projects. Purchase, sale, and leasing of all types of real estate or movable assets, whether tangible or intangible, required to carry out the aforementioned activities. Execution of all activities necessary or conducive, directly or indirectly, to the foregoing.**Current ownership interest:** 49.9995%**Percentage over parent company total assets:** 0.0067%**Description of the business relationship:** No material commercial relationships have been maintained, nor are any expected.**TreeCo, Inc.****Date of incorporation:** June 19, 2019**Corporate purpose:** Combines forestry expertise with genome editing through CRISPR technology to research, develop, and implement genetic improvements in trees.**Current ownership interest:** 51.1273%**Percentage over parent company total assets:** 0.0420%**Description of the business relationship:** No material commercial relationships have been maintained, nor are any expected.

List of directors, general manager, or senior executives of the parent company or investing entity who hold any of these positions in the subsidiary or associate.

NGC 461 (6.5.1.vii)

First Name	Last Name	Last Name	Company
Iván	Chamorro	Lange	Agrícola San Carlos SpA
Iván	Chamorro	Lange	Agrícola Santa Emilia SpA
Gonzalo	Zegers	Ruiz Tagle	Arauco Australia Pty Ltd.
Charles	Kimber	Wylie	Arauco Australia Pty Ltd.
Pablo	Franzini		Arauco Argentina S.A.
Pablo	Franzini		Arauco Canada Limited
Cristian	Infante	Bilbao	Arauco Celulose do Brasil S.A.
Gianfranco	Truffello	Jijena	Arauco Celulose do Brasil S.A.
Iván	Chamorro	Lange	Arauco Celulose do Brasil S.A.
Cristian	Infante	Bilbao	Arauco Porto Brasil S.A.
Gianfranco	Truffello	Jijena	Arauco Porto Brasil S.A.
Iván	Chamorro	Lange	Arauco Porto Brasil S.A.
Pablo	Franzini		Arauco Colombia S.A.
Charles	Kimber	Wylie	Arauco Colombia S.A.
Gianfranco	Truffello	Jijena	Arauco do Brasil S.A.
Cristián	Infante	Bilbao	Arauco do Brasil S.A.
Pablo	Franzini		Arauco do Brasil S.A.
Gianfranco	Truffello	Jijena	Arauco Europe Cooperatief U.A.
Cristian	Infante	Bilbao	Arauco Industria de México, S.A. de C.V.
Pablo	Franzini		Arauco Industria de México, S.A. de C.V.
Gianfranco	Truffello	Jijena	Arauco Industria de México, S.A. de C.V.
Pablo	Franzini		Arauco Indústria de Painéis S.A.
Cristian	Infante	Bilbao	Arauco Indústria de Painéis S.A.
Gianfranco	Truffello	Jijena	Arauco Indústria de Painéis S.A.
Charles	Kimber	Wylie	Arauco Middle East DMCC
Pablo	Franzini		Arauco Middle East DMCC
Iván	Chamorro	Lange	Arauco MS Participações S.A.
Cristian	Infante	Bilbao	Arauco MS Participações S.A.
Gianfranco	Truffello	Jijena	Arauco MS Participações S.A.
Pablo	Franzini		Arauco North America, Inc.
Charles	Kimber	Wylie	Arauco Perú S.A.
Pablo	Franzini		Arauco Perú S.A.
Gianfranco	Truffello	Jijena	Arauco Ventures Limited


First Name	Last Name	Last Name	Company
Gonzalo	Zegers	Ruiz Tagle	Arauco Ventures Limited
Pablo	Franzini		Arauco Ventures Limited
Charles	Kimber	Wylie	Arauco Wood (China) Company Limited
Pablo	Franzini		Arauco Wood (China) Company Limited
Matias	Domeyko	Cassel	Arauco Wood Limited
Cristian	Infante	Bilbao	Arauco Wood Limited
Gianfranco	Truffello	Jijena	Arauco Wood Limited
Felipe	Guzman	Rencoret	Arauco Wood Limited
Pablo	Franzini		Arauco Wood Limited
Cristian	Infante	Bilbao	Araucocom S.A. de C.V.
Gianfranco	Truffello	Jijena	Araucocom S.A. de C.V.
Pablo	Franzini		Araucocom S.A. de C.V.
Cristián	Infante	Bilbao	Araucocom Servicios, S.A. de C.V.
Gianfranco	Truffello	Jijena	Araucocom Servicios, S.A. de C.V.
Pablo	Franzini		Araucocom Servicios, S.A. de C.V.
Jorge	Andueza	Fouque	Forestal Arauco S.A.
Roberto	Angelini	Rossi	Forestal Arauco S.A.
Matias	Domeyko	Cassel	Forestal Arauco S.A.
Charles	Kimber	Wylie	Forestal Arauco S.A.
Cristián	Infante	Bilbao	Forestal Arauco S.A.
Iván	Chamorro	Lange	Forestal Arauco S.A.
Iván	Chamorro	Lange	Forestal Cholguán S.A.
Matías	Domeyko	Cassel	Inversiones Arauco Internacional Ltda.
Jorge	Andueza	Fouque	Inversiones Arauco Internacional Ltda.
Roberto	Angelini	Rossi	Inversiones Arauco Internacional Ltda.
Cristián	Infante	Bilbao	Inversiones Arauco Internacional Ltda.
Gonzalo	Zegers	Ruiz-Tagle	Inversiones Arauco Internacional Ltda.
Gianfranco	Truffello	Jijena	Lemu Earth SpA
Gonzalo	Zegers	Ruiz Tagle	Lemu Earth SpA
Gonzalo	Zegers	Ruiz-Tagle	Lemu Global Limited
Gianfranco	Truffello	Jijena	Lemu Global Limited
Gianfranco	Truffello	Jijena	Lemu Inc.
Gonzalo	Zegers	Ruiz-Tagle	Lemu Inc.

First Name	Last Name	Last Name	Company
Charles	Kimber	Wylie	Maderas Arauco Costa Rica S.A.
Pablo	Franzini		Maderas Arauco Costa Rica S.A.
Iván	Chamorro	Lange	Maderas Arauco S.A.
Matías	Domeyko	Cassel	Maderas Arauco S.A.
Charles	Kimber	Wylie	Maderas Arauco S.A.
Cristián	Infante	Bilbao	Maderas Arauco S.A.
Gianfranco	Truffello	Jijena	Maderas Arauco S.A.
Gonzalo	Zegers	Ruiz-Tagle	Maderas Arauco S.A.
Jorge	Andueza	Fouque	Maderas Arauco S.A.
Pablo	Franzini		Maderas Arauco S.A.
Iván	Chamorro	Lange	Mahal Emp. e Part. S.A.
Gianfranco	Truffello	Jijena	Mahal Emp. e Part. S.A.
Cristián	Infante	Bilbao	Mahal Emp. e Part. S.A.
Iván	Chamorro	Lange	Novo Oeste Gestão de Ativos Florestais S.A.
Cristián	Infante	Bilbao	Novo Oeste Gestão de Ativos Florestais S.A.
Iván	Chamorro	Lange	Novo Oeste Gestão de Ativos Florestais S.A.
Gianfranco	Truffello	Jijena	Servicios Aéreos Forestales Limitada
Jorge	Andueza	Fouque	Servicios Corporativos Sercor S.A.
Eduardo	Navarro	Beltrán	Servicios Corporativos Sercor S.A.
Roberto	Angelini	Rossi	Servicios Corporativos Sercor S.A.
Matías	Domeyko	Cassel	Servicios Corporativos Sercor S.A.
Pablo	Franzini		Woodafix, LLC.

Acts and contracts entered with subsidiaries or associates

NGC 461 (6.5.1.ix)

During 2025, no new relevant acts or contracts were entered into with subsidiaries or associates that significantly affect the operations and results of the parent company or investing entity. Notwithstanding the above, the main related-party transactions are detailed in Note 13 of the Annual Financial Statements as of 12.31.2025.



OTHER SECURITIES

NCG 461 (2.3.5)

As of 12.31.2025, Celulosa Arauco y Constitución S.A. maintains the following outstanding bonds:

Instrument	Currency	Book Value (USD thousands)	Maturity Date	Country of Placement
SERIE F	U.F.	77,946	10-30-2029	Chile
SERIE F	U.F.	31,395	10-30-2029	Chile
SERIE P	U.F.	140,472	11-15-2032	Chile
SERIE R	U.F.	220,421	03-31-2035	Chile
SERIE S	U.F.	218,754	11-15-2026	Chile
SERIE W	U.F.	130,877	10-10-2028	Chile
SERIE X	U.F.	236,011	10-10-2043	Chile
SERIE Y	U.F.	86,488	04-10-2032	Chile
SERIE Z	U.F.	219,426	04-10-2044	Chile
SERIE AB	U.F.	214,032	05-15-2046	Chile
SERIE AC	U.F.	43,980	10-30-2031	Chile
SERIE AE	U.F.	40,646	10-30-2044	Chile
SERIE AG	U.F.	878,072	01-05-2058	Chile
YANKEE 2027	U.S. dollars	500,475	11-02-2027	United States
YANKEE 2047	U.S. dollars	398,592	11-02-2047	United States
YANKEE 2029	U.S. dollars	500,124	04-30-2029	United States
YANKEE 2049	U.S. dollars	494,078	04-30-2049	United States
YANKEE 2030	U.S. dollars	506,159	01-29-2030	United States
YANKEE 2032	U.S. dollars	498,572	05-05-2032	United States
YANKEE 2050	U.S. dollars	503,034	01-29-2050	United States
Total Bond Liabilities		6,302,554		

DIVIDENDS

NCG 461 (2.3.4.ii, 2.3.4.iii.a, 2.3.4.iii.b, 2.3.4.iii.c)

On October 24, 2025, the Board of Directors, in connection with the issuance of the Series AG Bond, agreed to amend the current dividend policy—which establishes the annual distribution of an amount equivalent to 30% of net income available for distribution as dividends for fiscal years 2024, 2025, and 2026, and 40% for subsequent years, without prejudice to the Board's authority to approve interim dividends, provided that positive year-end results are expected and the Company's cash availability allows it — to the effect that, in the event of exercising the option to defer interest payments on the Series "AG" Bonds, the Company may not declare or pay dividends while any deferred interest remains outstanding.

Dividends Paid on Common Shares

On May 7, 2025, a final dividend of USD 112,287 thousand was paid, in accordance with the policy of distributing 30% of net distributable income, after deducting the interim dividend paid in December 2024, as mentioned below.

On December 10, 2024, an interim dividend of USD 94,397 thousand was paid, charged against retained earnings for fiscal year 2024.

On May 10, 2023, a final dividend of USD 279,622 thousand was paid, in accordance with the extraordinary distribution policy of 50% of net distributable income, after deducting the interim dividend paid in December 2022 of USD 183,971 thousand.

Dividend Paid	Final Dividend
Class of Shares for which Dividend is Paid	Common shares without series
Dividend Payment Date	05/07/2025
Dividend Amount	USD 112,287 thousand
Number of Shares on which Dividend is Paid	125,042,124
Dividend per Share	USD 0.897997

Dividend Paid	Interim Dividend
Class of Shares for which Dividend is Paid	Common shares without series
Dividend Payment Date	12/10/2024
Dividend Amount	USD 94,397 thousand
Number of Shares on which Dividend is Paid	120,474,350
Dividend per Share	USD 0.783542

Dividend Paid	Final Dividend
Class of Shares for which Dividend is Paid	Common shares without series
Dividend Payment Date	05/10/2023
Dividend Amount	USD 279,622 thousand
Number of Shares on which Dividend is Paid	120,474,350
Dividend per Share	USD 2.321007

SUBSIDIARIES AND FUNCTIONAL CURRENCY

The following subsidiaries have a functional currency other than U.S. dollars:

Subsidiary	Country	Functional Currency
Altovento SpA	Chile	Chilean pesos
Arauco Canada Ltd.	Canada	Canadian dollar
Arauco do Brasil S.A.	Brazil	Brazilian real
Arauco Empreendimentos Florestais MS Ltda.	Brazil	Brazilian real
Arauco Industria de México, S.A.de C.V.	Mexico	Mexican pesos
Arauco Industria de Paineis S.A.	Brazil	Brazilian real
Arauco Participações Florestais Ltda.	Brazil	Brazilian real
Araucomex Servicios, S.A. de C.V.	Mexico	Mexican pesos
Consortio Protección Fitosanitaria Forestal S.A.	Chile	Chilean pesos
E2E SpA	Chile	Chilean pesos
Leasing Forestal S.A.	Argentina	Argentine pesos
Mahal Empreendimentos e Participações S.A.	Brazil	Brazilian real
Novo Oeste Gestão de Ativos Florestais S.A.	Brazil	Brazilian real
Parque Eólico Girasol SpA	Chile	Chilean pesos
Parque Eólico El Jazmín SpA	Chile	Chilean pesos
Parque Eólico El Trébol SpA	Chile	Chilean pesos
Parque Eólico Hortensias SpA	Chile	Chilean pesos
Parque Eólico Las Calas SpA	Chile	Chilean pesos
Parque Eólico Las Dalias SpA	Chile	Chilean pesos
Parque Eólico Las Fresias SpA	Chile	Chilean pesos
Parque Eólico Lavanda SpA	Chile	Chilean pesos
Parque Eólico Los Cardos SpA	Chile	Chilean pesos
Parque Eólico Tulipanes SpA	Chile	Chilean pesos
Tecverde S.A.	Brazil	Brazilian real

PATENTS AND LICENSES OF THE ENTITY

NCG 461 (6.2.vi, 6.2.vii)

Celulosa Arauco y Constitución S.A.

N°	Business	Patent Name	Country	Application No	Registration No.	Application Date	Status
1	Pulp	Improved method of processing chemical pulp	Europe	N° 11774068.8	2593248	07/12/2011	Granted on 03-12-2025
			United States	N° 13/809,508	N° 9,139,955	01/10/2013	Granted on 09-22-2015
			Brazil	BR 112013000544-0	BR 112013000544-0	01/09/2013	Granted on 01-19-2021

USEFUL LIFE OF ASSETS

The useful life of Property, Plant and Equipment is determined based on the expected period over which the asset will be used. The following table presents the average useful life by asset class:

		Promedio
Buildings	Useful life (years)	58
Plant and equipment	Useful life (years)	30
Information technology equipment	Useful life (years)	8
Fixtures and fittings	Useful life (years)	28
Motor vehicles	Useful life (years)	7
Bearer plants	Useful life (years)	5
Other property, plant and equipment	Useful life (years)	14

Investigaciones Forestales Bioforest SpA

N°	Business	Patent Name	Country	Application No	Registration No.	Application Date	Status
2	Pulp	Batería industrial de gradiente salino y método asociado	Europe	N° 19910234.4	NA	08/17/2021	Pending
			Chile	N° 2019-147	N° 61466	01/18/2019	Granted on 12-15-2020
3	Wood products	Método para producir tableros MDF con NFC/MFC	Brazil	N° BR 112017019184-9	N° BR 112017019184-9	09/06/2017 01/16/2020	Granted on 03-03-2022
4	Pulp	Método y aparato para inversión asimétrica de polaridad en procesos de electromembrana	Chile	N° 2020 - 0137	N° 64254	01/17/2020	Granted on 03-25-2022
			United States	N° 16/632,166	N° 11,666,863		Granted on 06-06-2023
			Canada	N° 3,070,249	N° 3,070,249	01/17/2020	Granted on 04-16-2024
			Europe	N° EP 17918420.5	NA	02/07/2020	En trámite
			China	N° 201780093381.4	N° 201780093381.4	01/20/2020	Granted on 08-26-2022
			Japan	N° 2020-524659	N° 7015388	01/17/2020	Granted on 01-25-2022
			Brazil	N° BR1120200001137-1	N° BR1120200001137-1	01/17/2020	Granted on 08-29-2023
			Israel	N° 272100	N° 272100	01/16/2020	Granted on 01-02-2024
5	Wood products	Proceso de impregnación de papel para recubrir tableros de madera con efecto antimicrobiano	Mexico	N° MX/a/2021/013282	NA	10/28/2021	Pending
			Argentina	N° P210102557	NA	09/15/2021	Pending
			Brazil	N° BR102021017916-3	NA	09/10/2021	Pending
			Chile	N° 2020 - 2907	N° 65130	11/09/2020	Granted on 07-12-2022
			Uruguay	N° 38.356	N° 15717	08/30/2019	Granted on 02-11-2025
			United States	N° 17/609,265	NA	11/05/2021	Pending
			Europe	N° 19928262.5	NA	11/26/2021	Pending
			Canada	N° 3,138,217	NA	10/27/2021	Pending
6	Pulp	Proceso de recuperación de agua y químicos desde plantas de tratamiento de efluentes de fábricas de pulpa y papel	Brazil	N° BR 112021022333-9	NA	11/08/2021	Pending
			Indonesia	N° P00202111033	IDP000097353	12/02/2021	Granted on 01-30-2025
			India	N° 202117055940	NA	12/02/2021	Pending
			China	N° 2019800961086	ZL 201980096108	11/04/2021	Granted on 09-06-2024
			Japan	N° 2021-565783	NA	11/04/2021	Pending
			Chile	N° 2021-2944	N° 69.675	11/08/2021	Granted on 08-30-2024
			Argentina	N° P220100183	NA		Pending
			Brazil	N° BR102022001375-6	NA		Pending
			Mexico	N° MX/a/2022/001246	428906		Granted on 10-23-2025
			United States	N° 17/587,967	N° 12,275,870 B2		Granted on 04-15-2025
7	Wood products	Un método para la producción de un adhesivo natural, libre de formaldehído para tableros de madera	Argentina	N° P220100183	NA		Pending
8	Wood products	Sistema y método para la toma de muestra de fibras en forma continua					
9	Wood products	Proceso de fabricación de un adhesivo natural con el uso de taninos	PCT	PCT/CL2024/050163	NA	12/11/2024	Pending

ARAUCO does not own franchises or licenses that are material to the business.
NA: Not applicable

RISKS

NCG 461 (3.6.ii, 3.6.ii.b, 3.6.ii.c, 3.6.ii.d, 3.6.ii.e, 3.6.iii)

ARAUCO is exposed to various types of risks, which may affect not only its financial performance but also its sustainability.

To minimize the impact and likelihood of the risks to which it is exposed, the Company has established a Risk Management Policy, a Corporate Risk Management Framework, and a Corporate Risk Matrix covering the most significant risks.

To identify and assess the most relevant risks, the organization conducts a comprehensive analysis that considers internal factors—such as processes, organizational structure, corporate culture, and resources—to detect operational, compliance, and financial risks, as well as external factors—such as economic, technological, and regulatory changes—that may affect the organization.

Our risk matrix prioritizes risks based on their potential impact and likelihood of occurrence. The matrix includes six impact dimensions: People, Environment, Reputation, Economic, Legal and/or Regulatory, and Social/Community Impact. Each of these dimensions is classified under the following impact categories: Catastrophic, Severe, Major, Minor, and Low. The probability dimension is divided into five categories: Almost Certain, Likely, Possible, Unlikely, and Rare. This structure allows us to systematically assess and prioritize risks, ensuring closer monitoring of those with the greatest significance.

The methodology applied is based on international Risk Management standards, such as ISO 31000 and COSO ERM.

With respect to risks related to the reliability of financial reporting, ARAUCO has a Corporate Internal Control Model²⁴ SOX, focused on ensuring the reliability of the Company's financial information.

This model is continuously updated by Internal Audit, in coordination with the business units, with the aim of safeguarding the reliability of financial information. Risk management is supported by a risk and control matrix administered globally through the GRC Process Control tool²⁵.

Regarding operational risks, the production of an industrial facility depends on people, inputs, processes, and equipment that are critical for operational continuity.

Wood, water, steam, and electricity are key inputs whose absence may halt operations, ranging from a specific process area to an entire industrial forestry complex.

Similarly, external factors such as natural disasters and wildfires also represent significant risks.

The impact and likelihood of risks are constantly evolving, gaining or losing relevance depending on the global context. The most recent COSO ERM publication, based on a World Economic Forum report, highlights the evolving global risk landscape.

For example, in the past, economic and social risks were predominant, whereas today the focus has shifted toward risks related to water availability, extreme weather conditions, cyberattacks, and fraud.

This global shift in the risk landscape is also reflected at the local level. Our forest assets and neighboring communities were significantly affected by wildfires during the 2016–2017 and 2022–2023 seasons, driven in part by extreme weather conditions and reduced rainfall in central and southern Chile.

As a result, ARAUCO has further strengthened its preventive and firefighting measures, community prevention networks, forest management practices, and other initiatives.

In this same context, and regarding our industrial complexes, ARAUCO continued executing its 2025 investment plan, strengthening initiatives related to fire prevention and response, maintenance programs, and the development of technical capabilities and equipment for our industrial brigades.

Risk Factors

In the main markets where ARAUCO operates, the Company is exposed to natural, economic, political, social, and competitive risks, any of which could adversely affect its business, operating results, and/or financial condition.

Among the most relevant risks are the following:

Risk	Impact	Management	Description
Fluctuations in the market prices of our products	Direct impact on margins, results and financial stability.	Diversification of markets, monitoring of trends and flexible commercial strategies.	The selling prices of our products depend to a large extent on international and regional values, so their fluctuations directly affect our margins and financial situation. In addition, global factors such as oversupply, low demand or the presence of substitute products may put downward pressure on market prices and negatively affect our results.
Global competition in the markets of our products	Pressure on prices, market share and profitability.	Continuous improvement in productivity, efficiency and product differentiation.	We face intense global competition in all our markets. Both the pulp industry and the wood products industry are highly sensitive to variations in installed capacity, inventories and international economic cycles, factors that may significantly impact selling prices and our profitability. In addition, if we do not improve our productivity at the pace of our competitors, our market share and competitive position could be affected.
Dependence on international free trade and political conditions in key markets	Decrease in demand, trade barriers and pressure on results.	Geographic diversification, risk analysis and adaptive commercial strategies.	We are a global company with industrial operations in eleven countries, from which we serve local and export markets. The global economy—especially industrial production—is a key factor in the demand for pulp and wood products. In particular, the wood products segment, closely linked to the construction industry, has at times faced declines in prices and demand. Additionally, the economic, political and regulatory conditions of our main markets may affect our results. External factors such as macroeconomic deterioration, exchange rate volatility, state subsidies or increased tariffs and trade barriers may limit our competitiveness and performance.
Political risk and protectionism	Limitation of access to markets and loss of competitiveness.	Scenario assessment, logistics adjustment and dialogue with relevant stakeholders.	Restrictive trade policies imposed by different governments may limit access to international markets and reduce the company's competitiveness, through mechanisms that restrict the entry of foreign products and directly affect our position in those markets. Since January 20, 2025, the United States has applied new tariffs and other trade measures that could impact cross-border trade. These changes are especially relevant, given that we operate mills in Canada and Mexico that export products to the U.S. market.

²⁴ The Corporate SOX Internal Control Model is based on COSO (Committee of Sponsoring Organizations of the Treadway Commission) as a reference framework, which establishes that it is a process carried out by the Board of Directors, management, and the rest of the organization's personnel, designed to provide reasonable assurance regarding the achievement of objectives in the following categories: effectiveness and efficiency of operations, reliability of information, compliance with applicable laws and regulations, and safeguarding of assets.

Committee of Sponsoring Organizations of the Treadway Commission (COSO): A voluntary organization composed of representatives from five private-sector organizations in the United States, which provides thought leadership on three interrelated areas: Enterprise Risk Management (ERM), Internal Control, and Fraud Deterrence.

²⁵ GRC Process Control SAP: An ERP tool used by ARAUCO as a single corporate repository for the management and administration of risks and controls, with a focus on the reliability of financial reporting.

Risk	Impact	Management	Description
Natural disasters	Operational disruptions, damage to facilities and high recovery costs.	Emergency plans, insurance, resilient infrastructure and operational continuity.	Events such as earthquakes, floods, storms and hurricanes may cause significant damage to people, assets and the environment, interrupting operations and affecting our ability to meet production objectives. In addition, they may generate high repair and recovery costs. Our facilities in Chile and Mexico present a particular exposure to these risks, as they are located in seismic zones and, in some cases, also in areas susceptible to tsunamis.
Compliance costs and environmental liabilities	Increase in costs, operational adjustments and possible financial impacts.	Strict compliance, technological modernization and permanent environmental assessment.	We are subject to a wide variety of environmental laws and regulations in each country where we operate, both at national and local level. These regulations include requirements such as conducting environmental impact assessments for new projects, protecting the environment and human health, and the proper management, storage, handling and disposal of waste. Likewise, they regulate the discharge of pollutants and the remediation of affected areas.
Breach of a relevant regulation	Fines, sanctions, operational losses and reputational impact.	Compliance systems, audits and continuous training.	Although our policy is to strictly comply with all environmental and free competition laws, any breach could result in civil, administrative or criminal sanctions. In addition, it could imply claims for environmental damages, remediation obligations, revocation of permits and, in serious cases, the temporary or permanent closure of our facilities.
Serious environmental incident	Legal, financial and reputational consequences.	Prevention protocols, rapid response and environmental monitoring.	A significant environmental incident —such as a chemical spill or contamination of water bodies— may generate serious legal, financial and reputational consequences for the company.
Restricción a nuestra Restriction to our financial flexibility	Lower capacity to react and greater financial restrictions.	Responsible debt management, diversification of sources and monitoring of covenants.	Our ability to access credit and capital markets may be limited at times when we need financing, affecting our flexibility to respond to economic or business changes. Likewise, non-compliance with financial conditions —such as a payment default or breach of a covenant— may generate sanctions, financing restrictions and a loss of confidence from investors.
Operational disruptions in own or third-party facilities	Inability to meet demand and cost overruns.	Contingency plans, preventive maintenance and management of critical suppliers.	A significant disruption in our facilities or in our commercial operations may hinder the fulfillment of demand, affect our production objectives and generate unplanned costs. Likewise, problems in the supply chain —including transport and logistics delays— may impact product delivery and operational continuity.

Risk	Impact	Management	Description
Labor or contractual conflicts	Operational disruptions and deterioration of productivity.	Collaborative labor relations and monitoring of work climate.	Labor conflicts —including strikes, stoppages, slowdowns or other events, both of own employees and contractors— may negatively affect our operations and business performance.
Social conflicts	Risks to safety, operational disruptions and reputational damage.	Community engagement, ongoing dialogue and prevention of territorial risks.	Tensions with communities near our operations could lead to social conflicts. In particular, the prolonged conflict in southern Chile has shown an intensification and territorial expansion, increasing violent incidents in areas where we operate — mainly in Biobío, La Araucanía and Los Ríos— including assaults, land occupations, machinery arson, road blockages and clashes with police. These situations could generate significant disruptions in our forestry and industrial operations in those regions.
Exchange rate	Distortions in revenues, costs, and financial results.	Financial hedging, diversification, and continuous monitoring.	Fluctuations in exchange rates of the currencies of the countries where we operate, relative to the U.S. dollar, may have adverse effects on the Company's results.
Diseases and fires affecting forests and facilities	Damage to assets, environmental impacts, and risks to operational continuity.	Monitoring, prevention, fire response, and phytosanitary management	Our operations are exposed to risks associated with diseases, pests, and fires that may affect both forests and industrial facilities. Pests and diseases present in other regions may eventually spread and significantly impact plantations. A wildfire affecting a relevant forest area may put people's lives at risk, impact communities, cause environmental damage, and disrupt wood supply, assets, and operational continuity. Likewise, a fire in a mill may result in severe damage to facilities, affect people's safety, and halt operations. To mitigate these risks, the Company has prevention and response systems aimed at protecting employees, assets, and business continuity.
Climate change	Impacts on water availability, forestry operations, and productivity.	Water efficiency, renewable energy, and development of drought-resistant varieties.	Scientific consensus indicates that climate change is intensifying extreme events— such as droughts, heavy rainfall, and wildfires—globally. This increased climate variability has already led to prolonged droughts and extreme precipitation events that have affected our operations. Water scarcity and flooding resulting from heavy rainfall represent direct risks to production continuity. In addition, drought reduces tree growth and increases wildfire risk, affecting wood availability. Likewise, climate-related changes affecting growing cycles in central-southern Chile and Brazil may reduce plantation growth and quality, increasing production costs.

Risk	Impact	Management	Description
Cybersecurity	Operational disruptions, information loss, and additional costs.	Robust infrastructure, continuous monitoring, and response protocols.	Our business depends on information technology systems that may be affected by failures, internal threats, or increasingly sophisticated external cyberattacks. These incidents may compromise information, security, and operational continuity. Any significant system failure may disrupt operations, generate production errors, inefficiencies, loss of sales and customers, and increased costs and inventories. It may also lead to non-compliance with legal or regulatory requirements related to data protection and service continuity.
Challenges in mergers, acquisitions, or infrastructure investments	Financial losses and reduced strategic benefits.	Due diligence, integration management, and risk control.	We may undertake mergers, acquisitions, and investments to expand or complement our operations; however, these transactions involve risks such as inadequate valuation of targets, integration challenges, unforeseen costs, and potential unidentified liabilities. If these risks materialize, they could adversely affect our business, financial condition, and operating results.
Challenges in the implementation of investment projects	Lower profitability, project delays, or unexpected costs.	Structured project management, risk analysis, and forward planning.	As part of our industrial strategy, we invest in infrastructure to enhance the value of our assets; however, these projects may face challenges such as delays in the procurement of equipment or services, cost overruns, difficulties in obtaining environmental and governmental permits, changes in market conditions, and challenges in acquiring suitable land at competitive prices. Additional risks include constraints in attracting skilled labor, disputes related to land acquisition, cultural integration challenges, and the need to upgrade accounting, administrative, and human resources systems. Ineffective management of these risks could negatively impact our business.
Significant increases in the price of critical raw materials and issues affecting key suppliers	Price volatility and supply shortages may negatively impact operating results, production continuity, and profitability.	Ongoing price monitoring, contractual management to ensure stable conditions and supply continuity, and continuous evaluation of alternative sourcing options.	Variations in the prices of key raw materials and inputs compared to budget may negatively impact operating results; however, this risk is mitigated by the Company's management and hedging strategies. Additionally, supply disruptions of inputs, spare parts, materials, or services due to issues with key suppliers may affect production continuity and business profitability.
Product liability	Occupational health and safety incidents; environmental impacts; regulatory sanctions; reputational damage.	Safe handling procedures and operational controls; strict compliance with standards and regulations; and development of resins with high safety standards.	The use of certain inputs with potential impacts on health or the environment represents a limited risk for the Company, as their use is restricted and subject to strict operational and regulatory standards.

Climate Change-Related Risks

NCG 461 (3.6.ii.a)
TCFD (Strategy, Risk Management)

At ARAUCO, we have a Risk Management Structure in place, as well as a Corporate Risk Matrix that identifies the most significant risks for the organization. This matrix outlines the main risks that may affect us, along with their potential triggers. To mitigate

and respond to each of these risks, specific controls have been defined, together with their respective owners. Compliance with the policies, procedures, controls, and codes implemented for risk management is periodically reviewed with the support of Internal Audit. In addition, the Risk Matrix is regularly assessed and updated.

Scenario planning is used to identify the different drivers that may lead to the occurrence of risks, including climate change as a triggering factor (e.g., natural disasters, increases in raw material prices, water scarcity, among others). For each scenario, response plans are established and embedded in the controls defined within the risk management framework.

Climate change risks and opportunities

Categories of climate change risks and opportunities	Transition risks	Physical risks	Opportunities	Description
Market price behavior of products			Market	The prices of the products we sell may change significantly due to their correlation with international prices. In addition, the production, supply, and demand of a renewable resource such as wood may increase or decrease due to the effects of climate change, global population growth and/or the transition toward a circular bioeconomy. These fluctuations in market prices could positively or negatively affect our financial position, operating results, and cash flows.
Global competition			Market / Products and services	In each geographic market, we face global competition across each product line. This may change if market conditions are affected by climate change. If we are unable to successfully expand our productivity at the same pace as our competitors, our market share and competitive position may be negatively affected. Therefore, in certain cases, global competition in our product markets could adversely affect our business, financial position, operating results, and cash flows.
Global economic trends, particularly in Asian, European, and U.S. economies			Market / Products and services	In the context of a global economy, global industrial production is the main driver of demand for wood products. Our wood products segment depends significantly on the strength of the housing construction industry, where demand and prices have occasionally declined. Economic downturns in domestic or international markets, due to climate change effects such as droughts, wildfires, rainfall and others, could adversely affect demand for our products and their prices, and consequently our financial position, operating results, and cash flows.

Categories of climate change risks and opportunities	Transition risks	Physical risks	Opportunities	Description
Natural disasters, climate change, and pandemics		Acute / Chronic		Our industrial and forestry operations and supply chain could be disrupted due to climate change, natural disasters, and pandemics. A decrease in production could affect our financial position, operating results, and cash flows. Communities, the environment, wood supply, assets, and operational continuity could be affected by wildfires in areas relevant to the Company. Water shortages due to drought, as a result of climate change, could affect production.
Regulatory changes	Policy and legal			The costs associated with complying with increased regulatory requirements related to sustainability matters, such as new labor, environmental, tax, constitutional or other regulations that have a material effect on the Company, could affect our business, financial position, operating results, and cash flows.
Ability to access local and international credit or capital markets			Market	Our ability to access local and international credit or capital markets when we require financing may be affected by the potential impact of climate change on our operations, sales, and prices. This could have a significantly adverse or positive effect on our response to changing economic and business conditions.
Logistics chain and supply of critical materials and services		Acute / Chronic		The supply of raw materials and critical services for our operations, particularly our logistics chain, could be affected by global warming and climate change. There may be variations in the prices of key inputs (oil, sodium chlorate, resins, and caustic soda) compared to budgeted values, or shortages of inputs, spare parts, materials, or services due to various issues affecting key suppliers.

Categories of climate change risks and opportunities	Transition risks	Physical risks	Opportunities	Description
Wood availability and supply		Acute / Chronic		Since wood is the raw material for all our products, any shortage in supply to our industrial operations may affect our business, financial position, operating results, and cash flows.
ARAUCO's and the industry's reputation at the local and global levels	Reputational		Market / Products and services	Any event that may positively or negatively affect our reputation or that of the industry to which we belong could have a corresponding effect on the Group's financial results. This is because our industry is at the center of the transition toward a sustainable economy, as forest products can capture and store CO ₂ .
Global presence		Acute / Chronic	Market / Products and services	We are a company with presence on five continents, and therefore are exposed to natural, economic, political, social, and competitive risks worldwide. Any of these risks could adversely affect our business, financial position, and operating results.

HEADCOUNT

GRI (2-7)

Headcount by job category and gender

NCG 461 (5.1.1)

Job category	Men	Women	Total
Senior Management	7	-	7
Management	345	71	416
Supervisors	1,670	321	1,991
Other professionals	2,202	1,062	3,264
Other technicians	2,297	180	2,477
Operators	8,856	884	9,740
Sales force	65	52	117
Administrative	253	272	525
Support staff	454	109	563
TOTAL	16,149	2,951	19,100

Headcount by nationality, job category, and gender

NCG 461 (5.1.2)

MEN	Chilean	Colombian	Brazilian	Argentine	Peruvian	U.S.	Panamanian	Ecuadorian	Mexican	Uruguayan	Venezuelan	Canadian	Haitian	Other nationalities	TOTAL
Senior Management	6	-	-	1	-	-	-	-	-	-	-	-	-	-	7
Management	161	1	71	31	-	-	-	-	24	28	-	-	-	29	345
Supervisors	1,000	-	180	209	2	-	-	-	79	40	15	-	-	145	1,670
Other professionals	1,275	-	306	300	1	-	-	-	80	72	25	-	-	143	2,202
Other technicians	1,461	1	381	34	-	-	-	-	89	15	7	-	-	309	2,297
Operators	5,404	4	1,305	964	4	-	-	1	386	242	28	-	2	516	8,856
Sales force	15	-	-	6	-	-	-	-	16	-	-	-	-	28	65
Administrative	114	-	108	16	-	-	-	-	-	6	1	-	-	8	253
Support staff	10	-	404	29	-	-	-	-	-	-	-	-	-	11	454
TOTAL	9,446	6	2,755	1,590	7	-	-	1	674	403	76	-	2	1,189	16,149

WOMEN	Chilean	Colombian	Brazilian	Argentine	Peruvian	U.S.	Panamanian	Ecuadorian	Mexican	Uruguayan	Venezuelan	Canadian	Haitian	Other nationalities	TOTAL
Senior Management	-	-	-	-	-	-	-	-	-	-	-	-	-	-	-
Management	28	-	21	3	-	-	-	-	6	9	1	-	-	3	71
Supervisors	165	1	61	30	1	-	-	-	10	17	5	-	-	31	321
Other professionals	510	3	215	123	1	-	-	-	68	58	11	-	-	73	1,062
Other technicians	108	-	36	2	-	-	-	-	5	9	1	-	-	19	180
Operators	569	-	113	45	-	-	-	1	16	81	4	-	-	55	884
Sales force	16	-	-	1	-	-	-	-	14	-	-	-	-	21	52
Administrative	97	-	127	10	1	-	-	-	3	22	2	-	-	10	272
Support staff	1	-	88	15	-	-	-	-	-	-	-	-	-	5	109
TOTAL	1,494	4	661	229	3	-	-	1	122	196	24	-	-	217	2,951

TOTAL	Chilean	Colombian	Brazilian	Argentine	Peruvian	U.S.	Panamanian	Ecuadorian	Mexican	Uruguayan	Venezuelan	Canadian	Haitian	Other nationalities	TOTAL
Senior Management	6	-	-	1	-	-	-	-	-	-	-	-	-	-	7
Management	189	1	92	34	-	-	-	-	30	37	1	-	-	32	416
Supervisors	1,165	1	241	239	3	-	-	-	89	57	20	-	-	176	1,991
Other professionals	1,785	3	521	423	2	-	-	-	148	130	36	-	-	216	3,264
Other technicians	1,569	1	417	36	-	-	-	-	94	24	8	-	-	328	2,477
Operators	5,973	4	1,418	1,009	4	-	-	2	402	323	32	-	2	571	9,740
Sales force	31	-	-	7	-	-	-	-	30	-	-	-	-	49	117
Administrative	211	-	235	26	1	-	-	-	3	28	3	-	-	18	525
Support staff	11	-	492	44	-	-	-	-	-	-	-	-	-	16	563
TOTAL	10,940	10	3,416	1,819	10	-	-	2	796	599	100	-	2	1,406	19,100

Other nationalities also includes nationalities not reported in North America, where such information is not available because applicable laws in the United States and Canada prohibit employers from asking employees about their nationality. As such, ARAUCO North America does not collect or request nationality information from its employees.

Headcount by age range, job category, and gender

NCG 461 (5.1.3)

MEN	Under 30 years	Between 30 and 40	Between 41 and 50	Between 51 and 60	Between 61 and 70	Over 70 years	TOTAL
Senior Management	-	-	-	5	2	-	7
Management	1	44	148	111	41	-	345
Supervisors	51	548	652	347	72	-	1,670
Other professionals	232	892	657	317	99	5	2,202
Other technicians	415	889	529	370	93	1	2,297
Operators	1,712	3,048	2,375	1,379	341	1	8,856
Sales force	10	23	8	16	8	-	65
Administrative	98	69	49	27	10	-	253
Support staff	177	119	104	44	9	1	454
TOTAL	2,696	5,632	4,522	2,616	675	8	16,149

WOMEN	Under 30 years	Between 30 and 40	Between 41 and 50	Between 51 and 60	Between 61 and 70	Over 70 years	TOTAL
Senior Management	-	-	-	-	-	-	-
Management	-	14	34	23	-	-	71
Supervisors	19	134	112	50	5	1	321
Other professionals	221	499	258	73	11	-	1,062
Other technicians	42	71	41	22	3	1	180
Operators	221	343	209	105	5	1	884
Sales force	2	12	22	14	2	-	52
Administrative	116	60	44	46	6	-	272
Support staff	33	37	25	10	4	-	109
TOTAL	654	1,170	745	343	36	3	2,951

TOTAL	Under 30 years	Between 30 and 40	Between 41 and 50	Between 51 and 60	Between 61 and 70	Over 70 years	TOTAL
Senior Management	-	-	-	5	2	-	7
Management	1	58	182	134	41	-	416
Supervisors	70	682	764	397	77	1	1,991
Other professionals	453	1,391	915	390	110	5	3,264
Other technicians	457	960	570	392	96	2	2,477
Operators	1,933	3,391	2,584	1,484	346	2	9,740
Sales force	12	35	30	30	10	-	117
Administrative	214	129	93	73	16	-	525
Support staff	210	156	129	54	13	1	563
TOTAL	3,350	6,802	5,267	2,959	711	11	19,100

Headcount by tenure, job category, and gender

NCG 461 (5.1.4)

MEN	Under 3 years	Between 3 and 6 years	More than 6 and less than 9 years	Between 9 and 12 years	More than 12 years	TOTAL
Senior Management	-	0	-	-	7	7
Management	58	36	24	32	195	345
Supervisors	381	291	116	196	686	1,670
Other professionals	691	488	183	216	624	2,202
Other technicians	894	460	220	224	499	2,297
Operators	3,037	1,893	659	1,107	2,160	8,856
Sales force	17	8	8	5	27	65
Administrative	142	31	19	17	44	253
Support staff	260	121	9	26	38	454
TOTAL	5,480	3,328	1,238	1,823	4,280	16,149

MUJERES	Under 3 years	Between 3 and 6 years	More than 6 and less than 9 years	Between 9 and 12 years	More than 12 years	TOTAL
Senior Management	-	-	-	-	-	-
Management	14	7	9	14	27	71
Supervisors	62	74	52	33	100	321
Other professionals	393	314	76	122	157	1,062
Other technicians	62	43	13	19	43	180
Operators	414	176	173	69	52	884
Sales force	9	9	4	8	22	52
Administrative	148	34	24	24	42	272
Support staff	79	19	4	2	5	109
TOTAL	1,181	676	355	291	448	2,951

TOTAL	Under 3 years	Between 3 and 6 years	More than 6 and less than 9 years	Between 9 and 12 years	More than 12 years	TOTAL
Senior Management	-	-	-	-	7	7
Management	72	43	33	46	222	416
Supervisors	443	365	168	229	786	1,991
Other professionals	1,084	802	259	338	781	3,264
Other technicians	956	503	233	243	542	2,477
Operators	3,451	2,069	832	1,176	2,212	9,740
Sales force	26	17	12	13	49	117
Administrative	290	65	43	41	86	525
Support staff	339	140	13	28	43	563
Total	6,661	4,004	1,593	2,114	4,728	19,100

Employment formality by gender

NCG 461 (5.2)

	Hombres	Mujeres	Total
Workforce with permanent contracts	15,434	2,819	18,253
Workforce with fixed-term contracts	684	127	811
Workforce with work- or project-based contracts	14	1	15
Individuals providing services on a fee basis	17	4	21
Total	16,149	2,951	19,100

Number of people by work schedule type and gender, and labor adaptability

NCG 461 (5.3)

	Men	Women	Total
Workforce with regular working hours	16,145	2,948	19,093
Workforce with part-time schedules	4	3	7
Workforce with labor adaptability agreements for employees with family responsibilities	-	-	-
Total	16,149	2,951	19,100

Postnatal leaveNCG 461 (5.7)
GRI (401-3)

	Men		Women
	Average days used — Paternal postnatal leave (5 days)	Average days used — Parental postnatal leave (up to 6 weeks)	Average days used — Maternal postnatal leave (up to 12 weeks after childbirth)
Senior Management	0.0	0.0	0.0
Management	5.0	4.0	168.0
Supervisors	39.4	14.7	141.2
Other professionals	25.8	8.8	126.5
Other technicians	2.7	4.4	105.6
Operators	21.4	11.1	140.8
Sales force	1.0	0.0	0.0
Administrative	123.0	19.7	125.5
Support staff	5.0	0.0	112.8
Total	23.4	10.2	130.6

At ARAUCO, prenatal and postnatal leave is governed in accordance with the legislation of each country, except in Argentina, where, as of 2024, women may choose either one additional month of paid leave or a reduced work schedule. In the case of men, 7 days are added to the statutory leave.

Labor adaptability – telework

NCG 461 (5.3)

	Men	Mujeres	Women
Individuals covered by telework or labor adaptability agreements	984	664	1,648

Female workforce

	Women	Men	%
Proportion of women in the total workforce	2,951	16,149	15.5%
Proportion of women in all leadership positions, including supervisory, management, and senior management roles	392	2,022	16.2%
Proportion of women in supervisory positions	321	1,670	16.1%
Proportion of women in management-level positions	305	1,660	15.5%
Proportion of women in senior leadership positions	5	51	8.9%
Proportion of women in managerial positions	150	1,397	9.7%
Proportion of women in STEM-related positions — Science, Technology, Engineering, and Mathematics	231	640	26.5%

ASSOCIATIONS AND TRADE ASSOCIATIONS:NCG 461 (6.1.vi)
GRI (2-28)**Argentina**

- ▶ Asociación Forestal Argentina (AFOA) www.afoa.org.ar
- ▶ Asociación de Fabricantes de Celulosa y Papel, Argentina (AFCP) www.afcparg.org.ar
- ▶ Federación Argentina de la Industria de la Madera y Afines (FAIMA) www.faima.org.ar
- ▶ Cámara Argentina de la Industria de la Madera Aglomerada (CAIMA)
- ▶ Cámara Argentina de Aserraderos de Maderas, Depósitos y Afines www.cadamda.org.ar
- ▶ Cámara de Comercio Argentino Chilena
- ▶ UIA Unión Industrial Argentina
- ▶ UIZ Unión Industrial Zárate
- ▶ Centro de Investigaciones del Bosque Atlántico (CEIBA) www.ceiba.org.ar
- ▶ Instituto de Biología Subtropical (IBS)
- ▶ Instituto de Pesquisas e Estudos Florestais (IPEF)
- ▶ CAMCORE Cooperative - Cooperativa de Mejoramiento Genético y Silvicultura
- ▶ Instituto Nacional de Tecnología Agropecuaria (INTA)
- ▶ Consorcio de Protección Forestal Iguazú
- ▶ FSC® Internacional
- ▶ Facultad de Ciencias Forestales de la Universidad Nacional de Misiones
- ▶ Facultad de Ciencias Exactas Químicas y Naturales (UNaM)
- ▶ Facultad de Ciencias Exactas y Naturales de la Universidad de Buenos Aires
- ▶ Fundación Temaiken www.temaiken.com.ar
- ▶ Cuerpo de Guardaparques del Ministerio de Ecología de la Provincia de Misiones
- ▶ Fundación Mediterránea
- ▶ Fundación Vida Silvestre Argentina
- ▶ Reserva Yaguaroundí
- ▶ Reserva Curindy
- ▶ Administración de Parques Nacionales

- ▶ Aves Argentinas-Asociación Ornitológica de La Plata Guira Oga
- ▶ Asociación Amigos de Guapoy
- ▶ Comité de Cuenca Hídricas del Arroyo Tabay
- ▶ Comité de Cuenca Hídricas del Arroyo Tupicúa
- ▶ Consorcio Forestal Corrientes Norte
- ▶ Asociación de Bomberos Voluntarios de Libertad
- ▶ Colegio de Ingenieros Forestales
- ▶ APF - Aglomerado Productivo Forestal Misiones y Corrientes.
- ▶ Asociación Civil Consejo de Manejo Responsable de los Bosques y Espacios Forestales
- ▶ CEADS (Consejo Empresario Argentino para el Desarrollo Sostenible) www.ceads.org.ar
- ▶ Una Nochebuena para Todos

Australia

- ▶ Glue Laminated Timber Association of Australia www.gltaa.com

Brazil

- ▶ ANUT – Associação Nacional dos Usuários do Transporte de Carga anut.org.br
- ▶ ABRAFA – Associação Brasileira de Ferrovias Autorizadas www.abrafa.com.br
- ▶ IBÁ – Indústria Brasileira de Árvores iba.org
- ▶ Amcham Brasil – American Chamber of Commerce for Brazil-SP www.amcham.com.br
- ▶ LIDE – Grupo de Líderes Empresariais lide.com.br
- ▶ ABNT - Associação Brasileira de Normas Técnicas www.abnt.org.br
- ▶ Associação Sul-Mato-Grossense de Produtores e Consumidores de Florestas Plantadas (REFLORE) - www.reflore.com.br
- ▶ CAMCORE - camcore.cnr.ncsu.edu

- ▶ Rede Mulher Florestal - www.redemulherflorestal.org
- ▶ FSC Brasil - Forest Stewardship Council - br.fsc.org
- ▶ FSC Internacional - Forest Stewardship Council - fsc.org
- ▶ IPEF – Instituto de Pesquisas e Estudos Florestais - www.ipef.br
- ▶ SIF - Sociedade de Investigações Florestais - sif.org.br
- ▶ UFV - Projeto cooperativo - Universidade Federal de Viçosa - www.ufv.br
- ▶ SINPACEL: Sindicato das Indústrias de Papel, Celulose e Pasta de Madeira para Papel, Papelão e de Artefatos de Papel e Papelão do Estado do Paraná www.sinpacel.org.br
- ▶ SOMPAR: Sind Of Marc e Trbs Indus Ser Mov Mad Mov Junco Est PR
- ▶ SINTRACON: Sindicato Trabalhadores Ind. Construção Civil e do Mobiliário
- ▶ SITIM: Sindicato dos Trabalhadores nas Ind. Madeiras, Moveleiras e Similares de Jaguariaiva PR
- ▶ SOMSJP: Sind dos Of. Marc. e Trab. nas Ins. Serr. Mov. Comp. Lam. SJP
- ▶ STIQFEPAR: Sindicato dos Trabalhadores nas Indústrias Químicas e Farmacêuticas do estado do Paraná
- ▶ SITRAMADEIRA: Sindicato dos Oficiais Marceneiros e Trabalhadores de Serrarias e de Móveis de Madeira de Ponta Grossa
- ▶ FETTAR: Federacao Dos Trabalhadores E Trabalhadoras Assalariados Rurais Do Estado Ms
- ▶ STIPAPEL: Sindicato dos Trabalhadores nas indústrias de papel, papelão, celulose, pasta de madeira para papel, artefatos de papel e papelão, papel higiênico, cortiça e transformação de papel de Curitiba e estado do Paraná

Chile

- ▶ Asociación de Industriales del Centro, Región del Maule www.asicent.cl
- ▶ Cámara de Comercio, Turismo e Industria de Mariquina
- ▶ Acción Empresas www.accionempresas.cl
- ▶ Cámara Chileno Argentina www.camarco.cl
- ▶ Cámara Chileno Brasileña de Comercio www.camarachilenobrasilena.cl
- ▶ Cámara Chileno-Británica de Comercio www.britcham.cl
- ▶ Cámara Chileno-China de Comercio, Industria y Turismo www.chicit.cl
- ▶ Cámara Chileno Norteamericana de Comercio www.amchamchile.cl
- ▶ Cámara de Comercio Italiana de Chile www.camit.cl
- ▶ Cámara de Comercio Asia Pacífico – APCC www.asiapacific-chamber.com
- ▶ Cámara de Comercio e Industria de Valdivia www.cciv.cl
- ▶ Cámara de la Producción y del Comercio Bio www.cpcbibiobio.cl
- ▶ Corporación de Adelanto y Desarrollo de la Provincia de Arauco www.corparauco.cl
- ▶ Corporación Chilena de la Madera www.corma.cl
- ▶ Fundación Belén Educa www.beleneduca.cl
- ▶ Icare www.icare.cl
- ▶ Red Pacto Global Chile www.pactoglobal.cl
- ▶ Sociedad de Fomento Fabril www.sofofa.cl
- ▶ Pontificia Universidad Católica de Chile www.uc.cl
- ▶ Universidad de Chile, Facultad de Economía y Negocios www.fen.uchile.cl
- ▶ Asociación Gremial de Contratistas Forestales / ACOFOR AG www.acoforag.cl
- ▶ Instituto Regional de Administración de Empresas / IRADE <https://irade.cl>

Mexico

- ▶ Asociación Nacional de Fabricantes de Tableros de Madera A.C. www.anafata.com.mx
- ▶ Asociación Nacional de Importadores y Exportadores de Productos Forestales A.C. www.imexfor.com
- ▶ Asociación Nacional de la industria Química – ANIQ www.aniq.com.mx
- ▶ Cámara Nacional de la Industria de Transformación (CANACINTRA) <https://canacintra.org.mx/camara/>
- ▶ Asociación de Industriales del Estado de Michoacán <http://www.aiemac.org.mx/>
- ▶ Asociación de Industriales Forestales de Durango
- ▶ Cámara Mexicana-Chilena de Comercio e Inversión www.camaramexicanachilena.com.mx
- ▶ National Wooden Pallet & Container Association – NWPCA www.palletcentral.com
- ▶ North America
- ▶ American Wood Council (AWC)
- ▶ Composite Panel Association www.compositepanel.org
- ▶ North American Wholesale Lumber Association www.lumber.org www.nawla.org
- ▶ WMA - World Millwork Alliance www.worldmillworkalliance.com
- ▶ North American Building Material Distribution Association www.nbmda.org
- ▶ Timber Products Inspection (TP) Corporation www.tpinspection.com
- ▶ WMMPA - Wood Moulding and Millwork Producers Association www.wmmpa.com
- ▶ National Council for Air and Stream Improvement (NCASI)

- ▶ North Carolina Manufacturer's Association (NCMA)
- ▶ NC Chamber of Commerce
- ▶ Carolina's Pollution Control Association (CAPCA)
- ▶ American Wood Council (AWC)
- ▶ Composite Panel Association (CPA)

Colombia

- ▶ Cámara Colombo-Chilena de Comercio www.colombochilena.com

Peru

- ▶ Cámara Peruana de la Construcción www.capeco.org

Uruguay

- ▶ Pacto Global de Naciones Unidas
- ▶ Cámara de Industrias del Uruguay
- ▶ Cámara de Comercio Uruguay-Países Nórdicos
- ▶ DERES, Red de empresas por el Desarrollo Sostenible
- ▶ ACDE, Asociación Cristiana de Dirigentes de Empresa
- ▶ AUGPEE, Asociación Uruguaya de Generadores Privados de Energía Eléctrica
- ▶ SPF, Sociedad de Productores Forestales del Uruguay
- ▶ Cámara de Zonas Francas del Uruguay
- ▶ Unión de Exportadores del Uruguay
- ▶ Cámara de Comercio y Servicios del Uruguay
- ▶ CERES, Centro de Estudios de la Realidad Económica y Social

EXTERNAL VERIFICATION

NCG 461 (9.2)
GRI (2-5)



INDEPENDENT PRACTITIONER'S LIMITED ASSURANCE REPORT ON CELULOSA ARAUCO Y CONSTITUCIÓN S.A.'S IDENTIFIED SUSTAINABILITY INFORMATION

(A free translation from the original in Spanish)

Santiago, April 13th, 2026

To the Shareholders and Board of Directors
Celulosa Arauco y Constitución S.A.

Scope

We have undertaken a limited assurance engagement on the sustainability information identified below included in Celulosa Arauco y Constitución S.A.'s integrated report for the year ended on December 31st, 2025 (the 2025 Integrated Report) (the 'Identified Sustainability Information'). This engagement was conducted by a multidisciplinary team.

Identified Sustainability Information

The Identified Sustainability Information for the year ended on December 31st, 2025, is specified in the column "Verification" of tables of Chapter "Principles and standars" in pages 212 to 237.

Our limited assurance engagement was performed on the year ended December 31st, 2025, information only and we have not performed any procedures with respect to earlier periods or any other elements included in the 2025 integrated report and, therefore, do not express any conclusion thereon.

Criteria

The criteria used by Celulosa Arauco y Constitución S.A. to prepare the Identified Sustainability Information are established in section "About this Report" on page 43 of the 2025 Integrated Report (hereinafter 'the Criteria'), and considers the standards set by the Global Reporting Initiative (GRI) and the rule N° 461 from Comisión para el Mercado Financiero (CMF) along with the Sustainability Accounting Standards Board (SASB).

Oficinas

Santiago: Av. Indiera Guzmán 2100, piso 10, Torre Titanium, Las Condes
Concepción: Chacabuco 1081, pisos 8 y 9, Edificio Centro Sur

Oficina de Puerto: Av. Andrés Bello 7711, piso 1, Torre de la Costanera, Las Condes, Santiago
Soluciones Central: (56) 9 2884 7949
www.pwc.cl

Villa del Mar: Av. Libertad 4405, ed. 1014, Edificio Costanera
Puerto Montt: Benavente 256, piso 10, Edificio Campanario



Santiago, April 13th, 2026
Celulosa Arauco y Constitución S.A.
2

Celulosa Arauco y Constitución S.A. Responsibility for the Identified Sustainability Information

Celulosa Arauco y Constitución S.A. management is responsible for the preparation of the Identified Sustainability Information in accordance with the Criteria. This responsibility includes the design, implementation and maintenance of internal control relevant to the preparation of Identified Sustainability Information that is free from material misstatement, whether due to fraud or error.

Inherent limitations

The absence of a significant body of established practice on which to draw to evaluate and measure non-financial information allows for different, but acceptable, measures and measurement techniques and can affect comparability between entities. In addition, GHG quantification is subject to inherent uncertainty because of incomplete scientific knowledge used to determine emissions factors and the values needed to combine emissions of different gases. The selection by management of different but acceptable measurement techniques could have resulted in materially different amounts or metrics.

Our independence and quality management

We have complied with the independence and other ethical requirements of the International Code of Ethics for Professional Accountants (including International Independence Standards) issued by the International Ethics Standards Board for Accountants (IESBA Code), which is founded on fundamental principles of integrity, objectivity, professional competence and due care, confidentiality and professional behavior.

The firm applies International Standard on Quality Management 1, which requires the firm to design, implement and operate a system of quality management including policies or procedures regarding compliance with ethical requirements, professional standards and applicable legal and regulatory requirements.



Santiago, April 13th, 2026
Celulosa Arauco y Constitución S.A.
3

Our responsibility

Our responsibility is to express a limited assurance conclusion on the Identified Sustainability Information based on the procedures we have performed and the evidence we have obtained. We conducted our limited assurance engagement in accordance with International Standard on Assurance Engagements 3000 (Revised), Assurance Engagements other than Audits or Reviews of Historical Financial Information, issued by the International Auditing and Assurance Standards Board. These standards require that we plan and perform this engagement to obtain limited assurance about whether the Identified Sustainability Information is free from material misstatement.

A limited assurance engagement involves assessing the suitability in the circumstances of Celulosa Arauco y Constitución S.A. use of the Criteria as the basis for the preparation of the Identified Sustainability Information, assessing the risks of material misstatement of the Identified Sustainability Information whether due to fraud or error, responding to the assessed risks as necessary in the circumstances, and evaluating the overall presentation of the Identified Sustainability Information. A limited assurance engagement is substantially less in scope than a reasonable assurance engagement in relation to both the risk assessment procedures, including an understanding of internal control, and the procedures performed in response to the assessed risks.

The procedures we performed were based on our professional judgment and included inquiries, observation of processes performed, inspection of documents, analytical procedures, evaluating the appropriateness of quantification methods and reporting policies, and agreeing or reconciling with underlying records.

Given the circumstances of the engagement, in performing the procedures listed above we:

- Made inquiries of the persons responsible for the Identified Sustainability Information.
- Obtained an understanding of the process for collecting and reporting the Identified Sustainability Information;
- Performed limited substantive testing on a selective basis of the Identified Sustainability Information at corporate head office to check that data had been appropriately measured, recorded, collated and reported; and is consistent with its supporting documents and/or comes from sources that have verifiable supports;
- Verified that the financial information included as part of the Identified Sustainability Information is derived either from accounting records or from financial statements audited by an independent auditing firm as of December 31st, 2025.



Santiago, April 13th, 2026
Celulosa Arauco y Constitución S.A.
4

The procedures performed in a limited assurance engagement vary in nature and timing from, and are less in extent than for, a reasonable assurance engagement. Consequently, the level of assurance obtained in a limited assurance engagement is substantially lower than the assurance that would have been obtained had we performed a reasonable assurance engagement. Accordingly, we do not express a reasonable assurance opinion about whether Celulosa Arauco y Constitución S.A. Identified Sustainability Information has been prepared, in all material respects, in accordance with the Criteria.

Limited assurance conclusion

Based on the procedures we have performed and the evidence we have obtained, nothing has come to our attention that causes us to believe that Celulosa Arauco y Constitución S.A.'s Identified Sustainability Information included in the Integrated Report for the year ended on December 31st, 2025, is not prepared, in all material respects, in accordance with the Criteria.

DocuSigned by:

12305B69BAF4485...

Gonzalo Riederer H.
Partner

arauco

REPORTE INTEGRADO

2025

WWW.ARAUCO.COM